

BEFORE THE HON'BLE NATIONAL GREEN TRIBUNAL

PRINCIPAL BENCH, NEW DELHI

Original Application No. 606/2018

IN THE MATTER OF:

**COMPLIANCE OF MUNICIPAL SOLID WASTE MANAGEMENT
RULES, 2016 ON BEHALF OF THE ANDAMAN & NICOBAR ISLAND**

Index

| S. No. | Particular | Page No. |
|---------------|---|-----------------|
| 1. | Reply Affidavit on behalf of the Respondent Andaman & Nicobar Island | 1-7 |
| 2. | Annexure- R-1 – A copy of the order dated 26.09.2025 passed by this Hon'ble Tribunal | 8-11 |
| 3. | Annexure- R-2 – A copy of detailed Action Taken and Status Report | 12- 410 |

Respondent

Filed by

Through



New Delhi

Dated 11-04-2026

GIGI.C. GEORGE

Advocate

Standing Counsel (UOI)

NATIONAL GREEN TRIBUNAL

Email: gigicgeorge.adv42@yahoo.in

M-9810625315

**BEFORE THE HON'BLE NATIONAL GREEN TRIBUNAL,
PRINCIPAL BENCH, NEW DELHI**

ORIGINAL APPLICATION NO. 606 OF 2018

IN THE MATTER OF:

Compliance of Municipal Solid Waste Management Rules, 2016

**AFFIDAVIT/ ACTION TAKEN REPORT FILED ON BEHALF OF
RESPONDENT (ANDAMAN AND NICOBAR ADMINISTRATION) IN
COMPLIANCE OF ORDER DATED 26.09.2025**

I, Dr. Chandra Bhushan Kumar, S/o. Shri. D N Singh aged about 58 years, presently holding the post of Chief Secretary, Andaman and Nicobar Administration, having its office at Secretariat, Sri Vijaya Puram, Andaman and Nicobar Islands, do hereby solemnly affirm and state as under:

- 1) That I am the Chief Secretary of the Andaman and Nicobar Administration and, as such, I am fully conversant with the facts and circumstances of the present case. I am competent to file the present affidavit on behalf of Andaman and Nicobar Administration.
- 2) That this Hon'ble Tribunal, vide its order dated 26.09.2025, while considering the status report dated 22.08.2025, was pleased to note the steps taken by the UT Administration and issued further directions to remediate certain deficiencies and furnish a comprehensive report on the status of Solid and Liquid Waste Management. A true copy of the Order dated 26.09.2025 passed by this Hon'ble Tribunal in O.A. No.606 of 2018 is annexed and marked hereto as **Annexure- R-1.**



- 3) That in earnest compliance with the aforesaid directions, the Andaman and Nicobar Administration has undertaken a thorough review and has initiated time-bound, coordinated actions to ensure compliance with the Solid Waste Management Rules, 2016, and the directions of this Hon'ble Tribunal. The instant affidavit is being filed to apprise this Hon'ble Tribunal of the substantial progress made and the definitive action plan formulated to address the remaining gaps. A detailed Action Taken Report cum Status Report is annexed herewith as **Annexure- R-2**.
- 4) That the UT of the Andaman and Nicobar Islands comprises a total of 836 islands, which are geographically and topographically distinct from mainland India. Of these, only 31 islands are inhabited, as per the 2011 Census. Among them, one island is exclusively inhabited by the Sentinelese tribe, classified as a Particularly Vulnerable Tribal Group (PVTG), where no external intervention is undertaken.
- 5) That it is further submitted, the remaining 30 inhabited islands, where solid and liquid waste generation occurs, have been categorized into 04 distinct groups for the purpose of waste management, namely: (i) 13 Look-Out Posts (comprising Police Outposts, Forest Camps/Protected Forest Areas, out of which one is Agriculture Island, and one is Revenue Island); (ii) 07 under Rural development & panchayats; (iii) 08 tribal-inhabited islands exclusive responsibility of Tribal welfare dept.; (iv) 01- Great Nicobar, joint responsibility of RD&P & Tribal Dept. and (iv) 01- South Andaman (Urban area under SVPMC and Rural under RD&P).
- 6) That the UT Administration has adopted a scientifically-driven and ecologically-conscious approach, engaging premier institutions such as the Indian Council of Agricultural Research - Central Island Agricultural Research Institute (ICAR-CIARI) and the Indian Institute of Technology (IIT) Bombay, to devise strategies that are



specifically tailored to the unique and fragile ecosystem of the Andaman and Nicobar Islands.

7) That with respect to Solid Waste Management, the UT Administration submits as follows:

a. Waste Generation & Processing Status: Across the 30 inhabited islands (excluding North Sentinel Island), an average of 82.34 TPD of solid waste is generated. Of this, 65.18 TPD is scientifically processed, leaving a gap of 17.16 TPD, which is being addressed through a multi-pronged strategy. The processed waste is then transported through a multi-stage logistics chain using containerized movement shipping voyages, planned. Overall, the model ensures decentralized processing with centralized evacuation, suited to the island geography.

b. Bridging the Processing Gap: To address the urban processing gap of 15.66 TPD, civil works for a 30 TPD capacity Integrated Solid Waste Processing Facility have been completed. The tender for its Operation & Maintenance has been floated in April 2026, with commissioning targeted by the end of April 2026. The Andaman & Nicobar Islands follow a hub-and-spoke model for dry waste management, where 42 decentralized baling units (spokes) across 30 inhabited islands handle segregation, baling, and temporary storage of dry waste. The rural processing gap of 1.5 TPD, will be eliminated as the certain baling machines are under repair and will be operational by April 2026.

c. Household Collection & Segregation: The Administration is pleased to report 100% door-to-door segregated waste collection across 1,15,815 households in urban, rural, and tribal areas. A robust system of two-stream segregation at the household level, followed by further segregation at Material Recovery Facilities (MRFs), is in place, for which the city of Sri Vijaya Puram has been awarded a 3-star Garbage Free City (GFC) rating. To enhance



uniform environmental performance in high-footfall tourism islands viz., Swaraj and Shaheed Dweep, the UT Administration has implemented the Swachhata Green Leaf Rating framework covering 34 hotels, of which 03 are rated 5-Leaf, 11 as 3-Leaf, and 20 as 1-Leaf, reflecting varying compliance levels, with continued improvement efforts underway.

d. Wet Waste Management: Composting of wet biodegradable waste is an aerobic bio-oxidative process, wherein moisture is essential for microbial activity, enzymatic processes, and nutrient transport, thereby enhancing degradation and stabilization of organic matter. However, optimal performance is achieved within a controlled moisture range & temperature, to achieve this, all 11 decentralised composting facilities in the urban area are equipped with roof-covered sheds to mitigate the impact of the same. With technical support from ICAR-CIARI, microbial accelerators and carbon-rich bulking agents are used to enhance decomposition, ensuring the production of high-quality compost. A dedicated Standard Operating Procedure (SOP) for the monsoon season has been formulated.

e. Legacy Waste remediation: The legacy waste dump at Brookshabad (approx. 1.0 lakh MT) has been fully remediated. The extracted fractions, namely Bio-earth (21,932 Tonnes) and Inerts (74,642 Tonnes), have been scientifically utilised for non-agricultural plantations and land reclamation, ensuring no disposal in coastal zones. remediated. A fresh accumulation of 0.9 Lakhs MT in urban areas has been quantified, and the tendering process for its bio-remediation is underway, with work targeted to commence by May 2026.

f. Island-wise Status: A comprehensive tabulated statement detailing the island-wise status of solid waste generation,



processing, gaps, and legacy waste, as directed by this Hon'ble Tribunal, is annexed.

8) That with respect to Liquid Waste Management, the UT Administration submits as follows:

a. Sewage Generation & Treatment Status: The total estimated sewage generation across the islands is 34.141 MLD (12.67 MLD Black Water and 21.50 MLD Grey Water). The entire 12.67 MLD of black water is fully treated, leaving no gap. Out of 21.5 MLD of grey water, 7.982 MLD is treated, leaving a treatment gap of 13.52 MLD, which is confined to the urban area of South Andaman.

b. Black Water Management: The UT Administration has achieved 100% coverage in black water management through Onsite Sanitation Systems (OSS), i.e., septic tanks and soak pits at every household. Both urban and rural areas have achieved ODF+ certification. The collected septage is treated at an operational 42 KLD Faecal Sludge Treatment Plant (FSTP), and its capacity is being augmented with a 60 KLD FSTP under construction (target completion August 2026) and four additional FSTPs under tendering for rural areas.

c. Grey Water Management & Drain Status: To address the 13.52 MLD grey water treatment gap in the urban area, a detailed assessment of 20 major drains was conducted through IIT Bombay. The study has quantified the flow and identified the final termination points. A detailed table is provided in the annexed report. As a pilot project under the Smart City Mission, four decentralised STPs with a total capacity of 3.35 MLD are being established to treat grey water from four major drains. This project's success will be replicated to cover the remaining gap.



d. Water Quality in Drains: It is submitted that these drains primarily carry stormwater. A study by the National Institute of Ocean Technology (NIOT) confirmed that Faecal Coliform (FC) levels in all 20 drains were within permissible limits, indicating no significant contamination from black water.


e. Island-wise Status: A detailed tabulated statement on the status of Black and Grey water management for each inhabited island, as directed by this Hon'ble Tribunal, is annexed.

- 9) That in compliance with the directions regarding financial mechanisms, the Department of Science & Technology has initiated the creation of a dedicated, non-lapsable, Non-Interest Bearing Reserve Fund titled "Ring-Fenced Environmental Management Fund" under the Public Account (Major Head: 8229).
- 10) That a comprehensive Standard Operating Procedure (SOP) for the fund's operation has been formulated and is being submitted to the Controller General of Accounts for approval, which is expected by June 2026. This will ensure a dedicated and uninterrupted flow of funds for environmental projects. For the current financial year, a total of ₹54.66 Crores has been allocated (₹13.16 Cr. for SWM and ₹41.50 Cr. for LWM) to various implementing agencies with defined timelines.
- 11) That the Andaman and Nicobar Administration is steadfast in its commitment to preserving the pristine environment of the islands. A structured, multi-level monitoring framework has been established to oversee the implementation of all projects, ensuring accountability and timely completion. The Administration undertakes to comply with all further directions of this Hon'ble Tribunal in letter and spirit.



NOTED & REGISTERED
 at Serial Number 203
 Dated 10/4/2026


 DEPONENT

Affirmed before me after the contents were read over & explained in simple Hindi

 Mrs. Prezja P.
 Advocate & Notary
 Fort Blair, A & N Islands

VERIFICATION

I, Dr. Chandra Bhushan Kumar, the deponent above named, do hereby verify that the contents of the above affidavit, from paragraphs 1 to 11, are true and correct to my knowledge based on official records, and that nothing material has been concealed therefrom.

Verified at Sri Vijaya Puram on this 10th day of April, 2026.

**DEPONENT**

Item No. 18

Court No. 1

**BEFORE THE NATIONAL GREEN TRIBUNAL
PRINCIPAL BENCH, NEW DELHI**

Original Application No.606/2018
(IA No 20/2025, IA No 539/2025 IA No 299/2024, IA No 163/2021)
(In respect of UT of Andaman & Nicobar)

Compliance of Municipal Solid Waste Management Rules, 2016 and other environmental issues.

Date of hearing: 26.09.2025

**CORAM: HON'BLE MR. JUSTICE PRAKASH SHRIVASTAVA, CHAIRPERSON
HON'BLE DR. A. SENTHIL VEL, EXPERT MEMBER**

Respondent: Mr. Mr. Gigi. C. George, Adv. with Dr. Chandra Bhusan Kumar (Through VC),
Chief Secretary,
Ms. Chanchal Yadav (Through VC), Commissionier-cum-Secretary, Urban
Development,
Mr. Sachin Shinde (Through VC), Commissioner-cum-Secretary, Science &
Technology &
Mr. Jatinder Sohal (Through VC), Director, Science & Technology,
Andaman & Nicobar Islands
Mr. Saurabh Balwani, Adv. for CPCB (Through VC).

ORDER

1. In this original application, Tribunal is considering the issue of solid as well as liquid waste management as per orders of the Hon'ble Supreme Court dated 02.09.2014 in *Writ Petition No. 888/1996, Almitra H. Patel vs. Union of India &Ors.*, with regard to solid waste management and order dated 22.02.2017 in *W.P. No. 375/2012, reported in (2017) 5 SCC 326, Paryavaran Suraksha vs. Union of India*, with regard to liquid waste management (sewage).

2. Today, matter has been taken up to consider the compliance by UT of Andaman & Nicobar.

3. Chief Secretary, UT of Andaman has appeared virtually with Senior Officers to present the status of Solid and Sewage management. The status report filed in the form of affidavit dated 22.8.2025 discloses

further steps taken to bridge the gaps reported during the last hearing and clarifies observations made in the previous order dated 21.11.2024.

4. We find from page 2714 to 2734 that out of 31 islands, some of the islands are either ecologically protected or under Defence Controlled Tribal inhabitants and others. In all the islands efforts should be made to ensure day to day waste processing and sewage management. We have examined the status disclosed and accordingly direct to complete the process of establishing required and planned facilities and further maintaining them. According to the distribution of inhabitants on each island, de-centralised processing /treatment facilities with minimal civil works and by designing pre- fabricated modules, should be contemplated.

5. On the examination of report, we find the following deficiencies which are required to be remediated:-

A. Solid Waste Management

- (i) We find from Annexure V (page (2763) that, out of 70.0 TPD of Solid Waste generation, 34.9 TPD is Wet waste, 30.0 TPD is dry waste (Recyclable/non- recyclable) and rest is domestic hazardous and inerts. In addition to having defined system for utilisation and transporting each waste stream, monitoring system is necessary and should be supported with ground truthing.
- (ii) Details of house hold collection, segregation, processing and disposal in an environmental friendly manner need to be discussed.
- (iii) Collected Wet waste (about 32.0 TPD) is processed at individual household level and at 11 decentralized compost facilities. Decentralized facilities are based on Pit composting/ Windrow /

Mechanical. Considering high rainfall, high moisture in atmosphere appropriate method be adopted to compost the wet waste.

- (iv) We find that large number of baling facilities are not in operation except at a few centres out of established 26 dry waste processing facilities. Under these conditions, dry waste may be getting stored posing constraints in shipment of waste to the main land. We direct to disclose the time lines to rectify non- operating facilities and mechanism to be adopted to avert such situation.
- (v) The Legacy waste which was prominent at Brookshabad, has been reported to be remediated. While managing major components like bio- earth (21,932 Tonnes) and inerts (74,642 Tonnes), it should be ensured that proper utilisation is made to avoid dumping on coastal zone.
- (vi) 11 locations like Chouldari, Marangahat, Shore Point, Rampur, R K Pur, Netajinagar, Ramnagar and others also need to be remediated to ensure no legacy waste exists. In order to ensure that waste being generated at each island is processed on day-to-day basis and does not result in further addition to legacy waste, we direct the status to be disclosed in a Tabulated form on waste generation, waste processed, gap in waste processing and legacy waste in respect to each inhabited Island.

B. Liquid Waste Management

- (i) Estimated sewage generation is 23.6 MLD (Black water - 10.083 MLD and Grey water 13.511 MLD) and Black water is managed at each household level by constructing Septic tanks and Soak pits. Details of household septic tank, soakpit and the final discharge of the grey water proposed for household connection and STP to be provided.

(ii) We direct that quantity of flow in each drain and their final termination/ confluence point should be disclosed. The drains, if meant for draining out storm water, should not be intercepted in the long run and subjected to treatment including in-situ treatment. Attempts should be made to separate Grey water that can be treated from Storm water drains.

(iii) We also direct to disclose status of Black and Grey water management with Gaps in management in respect of each island. Status of Natural/ Storm Water Drains receiving Black/ Great water should also be disclosed.

C. Ring Fenced Expenditure

(i) In the present report, there is no disclosure on opening and maintaining single dedicated Ring-Fenced account and expenditures incurred from that account.

(ii) Next report should disclose allocations made in respect of each island for management of sewage and solid waste management and firming out facilities required, executing agencies and timelines for completion.

6. List the matter on 04.05.2026 for consideration of report in respect of UT of Andaman & Nicobar.

7. For the State of Uttar Pradesh, the matter be listed on 13.10.2025 as per the earlier direction.

Prakash Shrivastava, CP

Dr. A. Senthil Vel, EM

September 26, 2025
Original Application No.606/2018
AM

**ACTION TAKEN REPORT CUM STATUS REPORT IN-COMPLIANCE OF ORDER DATED 26.09.2025 PASSED BY THE
HON'BLE NATIONAL GREEN TRIBUNAL**

| NGT Directions | Clarifications and Current Status | Timelines | | | | | | | | | | | | | | | | | | | | |
|---|--|---|------------------------------------|---|----------------------------|---------------|-------|------|-------|--------------|------|-----|-----|--|------|------|---|--------------|--------------|--------------|--------------|--|
| GENERAL DIRECTIONS | | | | | | | | | | | | | | | | | | | | | | |
| <p>We find from page 2714 to 2734 that out of 31 islands, some of the islands are either ecologically protected or under Defence Controlled Tribal inhabitants and others. In all the islands efforts should be made to ensure day to day waste processing and sewage management.</p> <p>We have examined the status disclosed and accordingly direct to complete the process of establishing required and planned facilities and further maintaining them.</p> <p>According to the distribution of inhabitants on each island, de-centralised processing /treatment facilities with minimal civil works and by designing pre-fabricated modules, should be contemplated.</p> | <p>It is respectfully submitted that the Union Territory of the Andaman and Nicobar Islands comprises a total of 836 islands, which are geographically and topographically distinct from mainland India. Of these, only 31 islands are inhabited, as per the 2011 Census. Among them, one island is exclusively inhabited by the Sentinelese tribe, classified as a Particularly Vulnerable Tribal Group (PVTG), where no external intervention is undertaken.</p> <p>It is further submitted that the remaining 30 inhabited islands, where solid and liquid waste generation occurs, have been categorized into 04 distinct groups for the purpose of waste management, namely: (i) 13 Look-Out Posts (comprising Police Outposts, Forest Camps/Protected Forest Areas, out of which one is Agriculture Island, and one is Revenue Island); (ii) 07 under Rural development & panchayats; (iii) 08 tribal-inhabited islands exclusive responsibility of Tribal welfare dept.; (iv) 01- Great Nicobar, joint responsibility of RD&P & Tribal Dept. and (iv) 01-South Andaman (Urban area under SVPMC and Rural under RD&P).</p> <p>In reference to the observations of the Hon'ble Tribunal regarding waste processing and sewage management across the inhabited islands of the A&N Islands, the following is respectfully submitted:</p> <ul style="list-style-type: none"> The requisite information has been collected from Sri Vijaya Puram Municipal Council (SVPMC) for South Andaman (Urban), Department of Rural Development & Panchayats (RD&P) for rural areas, Department of Tribal Welfare (TW), Agriculture Dept., N&M Andaman District Administration (Revenue) & Nicobar District Administration for tribal islands, and Department of Environment & Forests (E&F) and Police Department for protected/remote islands. <p><u>The present status of Solid Waste Management in A&N Islands is presented below:</u></p> <ul style="list-style-type: none"> The table presents the average values of reported data on solid waste collection, processing, and the corresponding processing gap. The inhabited Island-wise data is tabulated & placed at <u>Annexure-R3-A</u>. <table border="1" data-bbox="864 1587 2600 1989"> <thead> <tr> <th>Islands/Areas</th> <th>Solid waste Collection (Avg., TPD)</th> <th>Solid waste Processing (Sent to MRFs for baling/ mainland transportation) (Avg., TPD)</th> <th>Processing Gap (Avg., TPD)</th> </tr> </thead> <tbody> <tr> <td>Urban (SVPMC)</td> <td>71.36</td> <td>55.7</td> <td>15.66</td> </tr> <tr> <td>Rural (RD&P)</td> <td>10.0</td> <td>8.5</td> <td>1.5</td> </tr> <tr> <td>Tribal, Forest, Agriculture & Revenue Area</td> <td>0.98</td> <td>0.98</td> <td>0</td> </tr> <tr> <td>Total</td> <td>82.34</td> <td>65.18</td> <td>17.16</td> </tr> </tbody> </table> | Islands/Areas | Solid waste Collection (Avg., TPD) | Solid waste Processing (Sent to MRFs for baling/ mainland transportation) (Avg., TPD) | Processing Gap (Avg., TPD) | Urban (SVPMC) | 71.36 | 55.7 | 15.66 | Rural (RD&P) | 10.0 | 8.5 | 1.5 | Tribal, Forest, Agriculture & Revenue Area | 0.98 | 0.98 | 0 | Total | 82.34 | 65.18 | 17.16 | <p></p> <p>SVPMC- Completion of all facilities by end of April, 2026</p> <p>RD&P by end of April, 2026</p> |
| Islands/Areas | Solid waste Collection (Avg., TPD) | Solid waste Processing (Sent to MRFs for baling/ mainland transportation) (Avg., TPD) | Processing Gap (Avg., TPD) | | | | | | | | | | | | | | | | | | | |
| Urban (SVPMC) | 71.36 | 55.7 | 15.66 | | | | | | | | | | | | | | | | | | | |
| Rural (RD&P) | 10.0 | 8.5 | 1.5 | | | | | | | | | | | | | | | | | | | |
| Tribal, Forest, Agriculture & Revenue Area | 0.98 | 0.98 | 0 | | | | | | | | | | | | | | | | | | | |
| Total | 82.34 | 65.18 | 17.16 | | | | | | | | | | | | | | | | | | | |

- The 30 inhabited islands of the A&N Islands generate an average of 82.34 TPD of solid waste. Of this, the urban area generates 71.36 TPD and processes 55.70 TPD, while the rural area generates 10 TPD and processes 8.5 TPD. The remaining 0.98 TPD (primarily dry waste) is generated by departments such as Tribal, Forest, Agriculture, and Revenue, and is fully channelized to the nearest SWM clusters as per their respective SOPs.
- A structured waste handling system is operational across urban and rural areas, with collection carried out through available manpower and vehicles via in-house systems (SVPMC), outsourced arrangements (RD&P), and departmental mechanisms at Department of E&F, Agriculture, Revenue.
- The collected waste is processed through existing infrastructure; wet waste is composted in urban areas by SVPMC, while dry waste is segregated and sent to Material Recovery Facilities (DRCs under SVPMC and SWM clusters under RD&P, including smaller islands) for baling and subsequent channelization to authorised mainland recycling units through government and private shipping.
- The urban area have an existing waste processing facility of 56TPD comprising 23TPD for dry waste, 32.5 TPD for wet waste & 0.5TPD for sanitary & domestic hazardous waste (SW/DHW), to address the urban processing gap (under SVPMC), civil works for the 30 TPD capacity Integrated Solid Waste (Dry & Wet waste) Processing Facility has completed; tenders for O&M have been floated and commissioning is targeted by end of **April, 2026 (Annexure-A)**.
- The rural areas have an installed processing capacity of 13 TPD. However, due to four non-functional baling machines, a capacity gap has arisen. This gap is being addressed through ongoing repair and restoration of the machines, which are targeted to be made operational by the end of April 2026. Upon restoration, full utilization of the processing capacity will be achieved, thereby eliminating the existing gap **(Annexure-B)**.
- Additional measures is being taken, includes deployment of additional baling & shredding machines in high-footfall tourist area i.e., Swaraj Dweep **(Annexure-B)**.
- Adequate waste management infrastructure, including SWM clusters with baling machines, is in place in the tribal areas (Nicobar Group/ Council) under the Nicobar District Administration, along with a future action plan **(Annexure-C)**.
- Inhabited protected Islands under the Department of Environment & Forests **(Annexure-D)**, Police **(Annexure-E)**, Agriculture **(Annexure-F)** & Revenue/ DC, N&M Andaman **(Annexure-G)**, with no permanent population (only official accommodations) and having less waste generation, channel the waste to nearby MRF/ SWM cluster facilities of RD&P as per the prescribed Solid Waste Management-Standard Operating Procedure (SoP).

Status of Environmental Compliance of Hotels under in Tourism Islands (Swaraj Dweep & Shaheed Dweep):

As part of environmental compliance measures and proactive initiatives of the A&N Administration, particularly in high footfall tourism-centric islands, the Swachhata Green Leaf Rating framework has been implemented to assess adherence to solid and liquid waste management norms, along with other

environmental best practices such as IEC/awareness activities and reduction of single-use plastics (SUPs) through promotion of reusable alternatives like glass/steel bottles with dispenser systems in hotels. Under this framework, a total of 34 hotels in Swaraj Dweep and Shaheed Dweep have been assessed based on compliance with environmental management norms, including the provisions of the Solid Waste Management Rules.

The assessment indicates that 03 hotels fall under the 5-Leaf category, reflecting high compliance, while 11 hotels are categorized under the 3-Leaf rating, indicating partial compliance. A majority of 20 hotels fall under the 1-Leaf category, highlighting best practices such as source segregation and scientific waste processing.

The overall status suggests that, while certain establishments have adopted best practices, the Administration is continuously undertaking such assessments and interventions to ensure uniform compliance across the hospitality sector and to minimize environmental impacts.

The present status of Sewage Management in A&N Islands is presented below:

- The table presents the average values of sewage (comprising black & grey water) generation, treated & the gap. The inhabited Island-wise data is tabulated & placed at **Annexure-R3-B**.

| Islands/ Areas | Sewage Generation (Avg., MLD) | | | Sewage Treated (Avg., MLD) | | | Treatment Gap (Avg., MLD) | | |
|--|----------------------------------|--------------|---------------|-------------------------------|--------------|---------------|------------------------------|--------------|--------------|
| | Black water | Grey Water | Total | Black water | Grey Water | Total | Black water | Grey Water | Total |
| Urban (SVPMC) | 7.78 | 15.82 | 23.6 | 7.78 | 2.3 | 10.08 | 0 | 13.52 | 13.52 |
| Rural (RD&P) | 4.62 | 5.03 | 9.65 | 4.62 | 5.03 | 9.65 | 0 | 0 | 0 |
| Tribal, Forest, Agriculture & Revenue Area | 0.272 | 0.649 | 0.891 | 0.272 | 0.649 | 0.891 | 0 | 0 | 0 |
| Total | 12.67 | 21.45 | 34.141 | 12.67 | 7.982 | 20.624 | 0 | 13.52 | 13.52 |

- The 30 inhabited islands of the A&N Islands generate an average of 34.141 MLD of sewage (including black and grey water), of which 23.6 MLD is generated in urban areas (SVPMC), 9.65 MLD in rural areas (RD&P), and the remaining 0.891 MLD in other inhabited islands under the jurisdiction of the Tribal (DC Nicobar/Tribal Council), Forest, Agriculture, and DC (N&M Andaman) departments, **(Annexure-R3-B)**.
- Black water (12.67 MLD, avg.) is fully managed through 100% Onsite Sanitation Systems (i.e., with septic tanks and soak pits), followed by 42KLD capacity Faecal Sludge Treatment Plant (FSTP) in Urban area.
- Both urban and rural areas have achieved ODF+ certification following third-party assessment, **(Annexure-H & I)**.
- For the management of faecal sludge from septic tanks, 04 FSTP is under tendering by Andaman Public Works Department (APWD), **(Annexure-J)**.
- The treatment gap is primarily in greywater management; preliminary estimates for a pilot project, have been prepared by APWD for four decentralized STPs (3.35 MLD total capacity) under a Smart City Mission **(Annexure-J)**.
- Meanwhile, SVPMC has initiated small scale-pilot in-situ drain remediation using planted bed phytoremediation at major drains to reduce organic load, photographs placed at **Annexure-K**.

NGT Directions

Clarifications and Current Status

Timelines

A. SOLID WASTE MANAGEMENT

A (i) We find from Annexure V (page (2763) that, out of 70.0 TPD of Solid Waste generation, 34.9 TPD is Wet waste, 30.0 TPD is dry waste (Recyclable/ non-recyclable) and rest is domestic hazardous and inerts.

In addition to having defined system for utilisation and transporting each waste stream, monitoring system is necessary and should be supported with ground truthing.

With reference to the observations of the Hon’ble Tribunal regarding solid waste generation, segregation, processing, and the need for monitoring supported by ground truthing, the following is respectfully submitted:

- The observation mentioned is the data reported in the last affidavit which shows the waste generated by the Urban area i.e., SVPMC for the reporting period from Nov., 2024 to Aug., 2025, showing the dry, wet, rest is domestic hazardous and inerts.
- The status of solid waste collection, processing (composting/ sent to MRFs), along with processing capacity & identified gaps for the period from Sept. 2025 to Feb. 2026 (urban areas), is tabulated below **(Annexure-A)**.

| Waste type | Avg. waste generation (Avg., TPD) | Waste processing Capacity (TPD) | Waste processed (Avg., TPD) | Processing Gap (Avg., TPD) |
|----------------|-----------------------------------|---------------------------------|-----------------------------|----------------------------|
| Dry | 30.35 | 23 | 23 | 7.35 |
| Wet | 37.34 | 32.5 | 32.5 | 4.84 |
| DHW & Sanitary | 0.21 | 0.5 | 0.21 | 0 |
| Inert/Reject | 3.46 | - | - | 3.46 |
| Total | 71.36 | 56 | 55.71 | 15.65 |

- To address the urban processing gap, civil works for the 30 TPD capacity Integrated Solid Waste (Dry & Wet waste) Processing Facility has completed; tenders for O&M has been floated and commissioning is targeted by end of **April, 2026, (Annexure-R3A)**.

Monitoring, Verification & Ground-Truthing for Utilisation and Transporting each waste stream:

Urban areas by SVPMC (SOP-Annexure-L):

- SVPMC ensures 100% door-to-door segregated collection through compartmentalised vehicles and dedicated manpower.
- Multi-tier supervision is in place at ward level by Sanitary Inspectors, reviewed by Senior Sanitary Inspectors, and overseen by the Sanitary Officer for accountability.
- Collected waste is verified through weighment at outsourced Government weighbridges and transported to designated dry and wet waste processing facilities.
- At processing facilities, wet waste quantities are re-verified using in-house weighing machines under the supervision of Sanitary Inspectors, ensuring ground-truthing.
- Wet waste is processed at 11 composting facilities with technical support from ICAR-Central Island Agricultural Research Institute.
- The compost is sieved, quality checked, verified & stored in bags, by the Agriculture Officer, and is being utilised in 29 SVPMC parks, distributed to Government offices/ institutions, and sold through 06

designated outlets.

- g) Dry waste received at DRCs is weighed using installed weighing machines, and records of segregated waste are systematically maintained.
- h) Junior Engineers designated as in-charge of DRCs supervise operations and maintain centre-wise waste management records.
- i) Daily records of weighment, bales prepared, stored, and transported are maintained at each DRC.
- j) Upon accumulation of sufficient bales, the concerned JE verifies quantities and authorises transportation after confirmation of payment against each waste category (paper, plastic, glass, etc.).
- k) Monthly records and performance are verified at Assistant Engineer, Executive Engineer, and Superintending Engineer levels, ensuring multi-tier monitoring and data validation.
- l) Weekly review-cum-monitoring of sanitation and solid waste management is conducted at the level of the Secretary, SVPMC.

Rural areas by RD&P (SOP-Annexure-M):

- a) RD&P ensures 100% door-to-door segregated collection, with dry waste collected for further processing & organic waste managed at source (home composting/ animal feeding).
- b) Primary data is maintained at Gram Panchayat level and supervised by the Panchayat Secretary, who ensures daily operations of sanitation workers and reporting to Block level through BDOs.
- c) Collected dry waste is weighed at SWM clusters (26 Nos.), with daily records maintained at GP and Block levels to ensure traceability and data validation.
- d) BDOs conduct weekly monitoring through physical verification of records & field cross-checks to ensure ground-truthing.
- e) Baling & transportation operations are outsourced; records of waste received, bales generated, & quantities transported are maintained at SWM clusters and monitored at Block and Directorate levels.
- f) Waste is transported to Sri Vijaya Puram via road/sea and further containerised for onward movement to mainland recycling facilities.
- g) Standardised reporting formats have been issued to all Gram Panchayat for uniform compliance and monitoring.
- h) The consolidated data is reviewed at the Directorate level, where overall supervision and monitoring are carried out by the Director, RD&P, who also evaluates performance and issues necessary directions for compliance.

Tribal areas by DC, Nicobar (SOP-Annexure-C):

- a) 100% door-to-door waste collection is ensured across villages through designated mechanisms involving Gram Panchayats & private agencies, with active participation of Tribal Councils.
- b) Source segregation & primary collection are monitored at village level, with accountability assigned to implementing agencies under RD&P/ BDO.
- c) A cluster-based approach is adopted with three designated clusters (Car Nicobar, Nancowry, Campbell Bay) for streamlined waste handling and logistics.
- d) Segregated waste is transported via road & sea to cluster facilities, ensuring traceability of waste

movement.

- e) Recyclable waste is baled at MRFs and channelised to Sri Vijaya Puram then to mainland, recyclers through authorised agencies.
- f) At cluster facilities, wet waste is composted & used as feed at household level.
- g) Processed outputs (recyclables, rejects) are physically verified at cluster level facilities.
- h) Logbooks for vehicles, waste quantity receipts, and processing records are mandatorily maintained by operators and verified by BDO and District Administration.
- i) Monthly waste reports, compliance reports, and consolidated reports are submitted to designated authorities (RD&P, District Administration, ANPCC), ensuring multi-level verification.
- j) Monitoring is carried out by Departmental Heads, RD&P, District Administration, and ANPCC through periodic inspections and field verification.
- k) Regular inspections, coupled with quarterly and half-yearly reporting systems, ensure validation of reported data against field conditions.
- l) Weekly status review and monitoring are carried out by the Deputy Commissioner, Nicobar.

Forest & other protected in-habited Islands (SOP-Annexure-D/E):

- a) The inhabited Islands under the control of Environment & Forests and Police Departments, ensures the compliances.
- b) Officials in-charge of establishments under Environment & Forests and Police Departments ensure mandatory segregation at source into defined waste categories and on-site processing of biodegradable waste through pit composting.
- c) Segregated waste is securely stored in designated containers and periodically handed over at forest check posts/outposts for further transportation.
- d) Waste is subsequently transported, in coordination with RD&P, to the nearest SWM Clusters/MRF facilities through authorised modes (road/sea), following prescribed schedules and SOPs.
- e) At the point of deposition to SWM clusters/MRFs, waste is weighed and receipts indicating quantity and category are generated and maintained for verification and audit trail.
- f) Each unit maintains records including waste generation registers, transportation logbooks, and monthly reports to ensure data consistency and traceability.
- g) The in-charge of check posts/outposts (SHO/unit head) is responsible for day-to-day monitoring and compliance, with periodic review by district-level officers and Police Headquarters.
- h) Regular inspections, inter-departmental coordination (RD&P, District Administration, Pollution Control Authorities), and structured reporting (monthly/quarterly/half-yearly) ensure validation of field practices and compliance with SOP provisions.

Un-inhabited island, Administered by the Revenue Department under the Office of the Deputy Commissioner, North & Middle Andaman (SOP – Annexure-E/G):

Presently Aves Island is an Un-inhabited island & very few people visit the island over weekends in day time only.

- a) Currently Gram Panchayat, Mayabunder collects the waste, if any, once in a month.

- b) Waste generation is monitored on activity basis, considering the island's uninhabited status.
- c) Source segregation (bio, non-bio, hazardous) is enforced and verified during inspections.
- d) Waste is stored in covered, leak-proof containers, with strict checks against dumping, burning, or burial.
- e) All waste is transported to Mayabunder via authorised vessels, with trip-wise logbook records maintained.
- f) Waste is deposited at designated RD SWM clusters, with cross-verification of quantities.
- g) Periodic inspections by District Administration, Forest, and RD Departments ensure compliance.
- h) Digital tools (GPS tagging, photos) are used where feasible for transparency.
- i) A strict Zero Waste approach is followed, including plastic ban.

Un-inhabited island, utilised for plantation by the Agriculture Department, A&N Administration (SOP – Annexure-F):

The Flat Bay Island, previously inhabited Islands, is presently un-inhabited Island, utilized for the plantation.

- a) Daily entry-exit monitoring (Carry-In, Carry-Out) is enforced, with recording of plastic items brought by workers at entry and verification at exit.
- b) Source-level verification ensures no plastic or non-biodegradable waste is left within plantation islands after working hours.
- c) Nearest SWM Cluster at Lal Pahad clusters (Chouldari / Loha Barrack) is used to channelise the collected waste from the Island.
- d) Weekly monitoring of coastlines is also conducted to identify & collect sea-washed waste; periodic visual checks are carried out for Island.
- e) On-site utilisation verification is ensured for biodegradable waste (crop residues, biomass) through natural decomposition/ mulching practices.
- f) Field-level supervision is carried out by the Farm In-charge and designated lead worker, with periodic inspections of plantation areas and mangroves.
- g) Periodic review and inspection mechanism ensures continued compliance and environmental protection of plantation and surrounding ecosystems.

A structured monitoring framework has been established across rural, urban, tribal, and forest areas of the inhabited islands for waste management. Final verification of transportation manifests, field inspections at container loading points, issuance of NOCs/authorizations, and overall system monitoring are being carried out by the Andaman and Nicobar Pollution Control Committee as part of ground-truthing.

(A) (ii) Details of household collection, segregation, processing and disposal in an environmental friendly manner need to be discussed.

With reference to the observations of the Hon'ble Tribunal on the detail are compiled & tabulated at Table-3, as **Annexure-R3-C** and following are respectfully submitted:

The present status of Details of household collection, segregation, processing of in A&N Islands is presented below:

- The current status of household-level waste collection, segregation, and processing across the Andaman & Nicobar Islands is summarised below, with detailed island-wise data placed at **Annexure-N**.

| Islands/Areas | Households | Collection Method | Segregation | Processing |
|---------------------|------------|--------------------------------------|--|---|
| Urban (SVPMC) | 46,456 | Daily, Door to door collection, 100% | 02 streams segregation i.e., wet & dry with hazardous & sanitary waste collection done at Household level. Further segregation done at MRF/ DRC level. | Organic waste in-house processed (wet waste processing facilities), Dry & other waste sent to DRC |
| Rural (RD&P) | 62,590 | | Waste other than wet wastes are collected | Dry & other waste sent to in-house/ near-by shared SWM Clusters |
| Tribal, Forest Area | 6,769 | | | |

- Daily door to door waste collection ensures from 1,15,815 households, comprising 40% in urban areas, 52% in rural areas, tribal & forest areas.
- Remote/protected islands follow SOP-based systems, with waste routed via designated outposts to nearby RD&P SWM clusters.
- Source segregation is implemented across all inhabited islands; efforts are underway to achieve complete segregation at source level into 02 streams, wet & dry with hazardous & sanitary at Household level. Further segregation at MRF/ DRC level.
- Colour-coded waste segregation is being promoted, supported by intensive awareness campaigns through posters, banners, pamphlets, and jingles broadcast via collection vehicles. Compartmentalized vehicles have been deployed across all wards for scheduled, round-the-clock waste collection, **Annexure-N**.
- The city has achieved a 3-star Garbage Free City (GFC) rating under SBM (U) in the recent Swachh Survekshan 2024-25, **Annexure-O**.
- The secondary segregation is being achieved at all MRFs operated by SVPMC & RD&P, which are operated by private operators.
- The Wet waste is processed through decentralized 11 composting facilities and household-level systems in

urban areas, while onsite composting/ animal feeding is promoted in rural areas.

- h) In other inhabited islands 100% segregated collection is ensured by collecting only dry waste (including, sanitary & domestic Hazardous waste), while rural, tribal, and remote islands ensure 100% collection of non-organic/dry waste. Continuous efforts are being made to maintain the segregation efficiency.
- i) All the baled dry waste at MRFs are transported through authorized vendors and shipping (Government and private) to mainland authorized recycling facilities. Remote islands utilize shared cluster facilities as per SOP.
- j) The gaps in waste transportation for onward processing at mainland facilities are being reviewed weekly during Senior Officers Meeting and efforts are underway to promote active participation of vendors through appropriate policy interventions like freight exemption, etc.
- k) The A&N Administration has taken a cognitive step to ensure utilization of existing Government Passenger Ships and by introducing schemes such as exemption of freight charges for transporting various types of waste to mainland recycling facilities, to encourage the vendors to venture in the field of waste management, (**Annexure-P**).

It is submitted that a structured and functional system is in place across the islands, ensuring environmentally sound management of solid waste, with ongoing efforts to further strengthen segregation and processing efficiency.

(A) (iii) Collected Wet waste (about 32.0 TPD) is processed at individual household level and at 11 decentralized compost facilities.

Decentralized facilities are based on Pit composting/ Windrow/ Mechanical.

Considering high rainfall, high moisture in atmosphere appropriate method be adopted to compost the wet waste.

With Reference to the Observation made by Hon'ble NGT we respectfully submit:

- The observations are based on data reported in the previous affidavit for urban areas (SVPMC) covering the period from November 2024 to August 2025. The updated status of solid waste collection and processing—primarily through composting of organic (wet) waste and transportation of dry waste to Material Recovery Facilities (MRFs) along with the existing processing capacity and identified gaps for the reporting period from September 2025 to February 2026 (urban areas), is presented below.

- With regard to organic waste management, it is submitted that the biodegradable fraction of municipal solid waste is predominantly processed through composting, with a focus on wet waste streams such as food waste, vegetable residues, and other putrescible matter. The principal method adopted is windrow composting, wherein segregated organic waste is arranged in elongated heaps (windrows) and subjected to controlled aerobic decomposition. Regular turning of windrows is carried out to ensure adequate aeration, uniform decomposition, and temperature regulation, thereby facilitating efficient stabilization of organic matter into compost.

With reference to the observations of the Hon'ble Tribunal, the following are respectfully submitted **(Annexure-A)**:

| Waste type | Avg. waste generation (Avg., TPD) | Waste processing Capacity (TPD) | Waste processed (Avg., TPD) | Processing Gap (Avg., TPD) |
|----------------|-----------------------------------|---------------------------------|-----------------------------|----------------------------|
| Dry | 30.35 | 23 | 23 | 7.35 |
| Wet | 37.34 | 32.5 | 32.5 | 4.84 |
| DHW & Sanitary | 0.21 | 0.5 | 0.21 | 0 |
| Inert/Reject | 3.46 | - | - | 3.46 |
| Total | 71.36 | 56 | 55.71 | 15.65 |

a) The Urban area, decentralized facilities operate on 06 pit composting, 02 windrow composting, and 03 mechanical composting systems, ensuring distributed processing across the urban area. However, to address the gap, a civil work of 30 TPD integrated waste processing facilities has been completed, however for O&M tender has been floated , Photographs of the plants are placed as **Annexure-A&Q**.

b) Details of wet-waste management facilities operated by SVPMC tabulated below:

| S. No | Composting facility | Capacity | Area in sqm. | Remarks |
|-------|---|----------|--------------|------------|
| 1. | At Brookshabad | 5 TPD | 250 | 38 Pits |
| 2. | At Gandhi Park | 5 TPD | 288 | 28 Pits |
| 3. | At Anarkali-1 | 3 TPD | 100 | 02 Pits |
| 4. | At Anarkali-2 | 2 TPD | 100 | Windrow |
| 5. | At Brichgunj | 2 TPD | 130 | 03 Pits |
| 6. | At Junglighat | 1 TPD | 60 | 07 Pits |
| 7. | At Garacharama-1 | 5 TPD | 265 | 18 Pits |
| 8. | At Garacharama-2 | 3 TPD | 105 | Windrow |
| 9. | Coconut waste shredding facility at Brookshabad | 4 TPD | 200 | Mechanized |
| 10. | Junglighat Fish waste processing Unit | 2 TPD | 170 | Mechanized |

| | | | | |
|--------------|--------------------------|-----------------|-------------|------------|
| 11. | Electric composting unit | 0.5TPD | 100 | Mechanized |
| Total | | 32.5 TPD | 2908 | |

Decentralized Wet Waste Processing & Climate-Responsive Composting Strategy:

With reference to the observations of the Hon'ble Tribunal, It is respectfully submitted that composting of wet biodegradable waste is an aerobic bio-oxidative process, wherein moisture plays a critical role in facilitating microbial metabolism, enzymatic activity, and nutrient transport. Scientific literature consistently establishes that adequate moisture content enhances microbial degradation and accelerates stabilization of organic matter, thereby improving composting efficiency.

However, it is equally well-established that composting systems operate optimally within a defined moisture range (generally 40–60%, extendable up to 65% depending on substrate characteristics). Any deviation beyond this threshold, particularly under conditions of high rainfall and elevated atmospheric humidity, leads to excess moisture accumulation, resulting in:

- reduction in pore space and free air circulation,
- inhibition of aerobic microbial activity,
- onset of anaerobic conditions,
- generation of odorous gases and process inefficiencies, and
- leachate formation with potential nutrient loss.

In this context, it is submitted that moisture per se is not detrimental to composting; rather, uncontrolled or excessive moisture ingress adversely impacts the process dynamics. Therefore, in regions experiencing high precipitation and humidity regimes, such as A&N island ecosystems, composting systems must be specifically designed and operated to regulate moisture content within the optimal range, ensuring sustained aerobic conditions.

Accordingly, the observation regarding adoption of “appropriate methods” under high rainfall conditions is scientifically valid and necessitates implementation of moisture control measures and climate-resilient composting practices, rather than any restriction on the inherent role of moisture in the composting process; and in view of the high rainfall and humid climatic conditions prevailing in the islands, the following appropriate measures have been adopted by SVPMC:

- a) All the wet waste processing facilities have a roof-covered sheds to prevent excess moisture ingress.
- b) In urban areas, composting of organic/ wet waste typically extends beyond 60 days due to ambient temperature and moisture conditions. To improve processing efficiency, technical support is being provided by ICAR-Central Island Agricultural Research Institute.
- c) Application of microbial compost accelerators (in consultation with ICAR-CIARI) to enhance

decomposition and maintain compost quality and training is being conducted to the field functionaries for the operation & compliance, **Annexure-R**.

- d) Carbon-rich bulking agents such as dry leaves, sawdust, and coconut coir, added to balance moisture content, carbon content for healthy microbial consortium, which is best suitable for humid climatic seasons.
- e) Regular training imparted to the field staff for the usage and processing of composting, using composting accelerators/ inhibitors and improved handling practices, (**Annexure-R**).
- f) A dedicated Standard Operating Procedure (SOP) has been formulated for wet waste management during the monsoon season with monitoring mechanism, (**Annexure-S**).
- g) With respect to compost generation, a significant portion is recirculated for further maturation after screening, while prepared compost is being utilized in 29 SVPMC parks, distributed to various institutions, with a small quantity sold to the public through 06 designated sale points, (**Annexure-S**).

In addition to the above, SVPMC is leveraging a combination of technology-enabled monitoring systems, decentralized waste processing frameworks, and community mobilization strategies to ensure effective management of wet waste from source to treatment. Emphasis is being placed on source segregation at household level through sustained IEC (Information, Education & Communication) interventions, behavioural change campaigns, and stakeholder engagement with institutions, and commercial establishments. Further, field-level enforcement mechanisms, periodic inspections, and real-time tracking of waste flows are being undertaken to minimize contamination and uncontrolled disposal. Capacity building of sanitation functionaries, coupled with process optimization and operational standardization, is being carried out to enhance efficiency across the value chain. These integrated efforts ensure a closed-loop, environmentally compliant system for wet waste management, aligned with the principles of sustainability and regulatory compliance.

A (iv) We find that large number of baling facilities are not in operation except at a few centres out of established 26 dry waste processing facilities.

Under these conditions, dry waste may be getting stored posing constraints in shipment of waste to the mainland.

We direct to disclose the time-lines to rectify non-operating facilities and mechanism to be adopted to avert such situation.

The Andaman & Nicobar Islands follow a hub-and-spoke model for dry waste management, where 42 decentralized baling units (spokes) across 30 inhabited islands handle segregation, baling, and temporary storage of dry waste. Currently, 38 units are operational, and the remaining 04 are under repair, expected to be functional by April 2026, enabling full utilization of the ~13 TPD capacity.

The processed waste is then transported through a multi-stage logistics chain using containerized movement and shipping voyages.

System strengthening includes deployment of additional machinery, improved door-to-door segregated collection, and a structured monitoring mechanism from Panchayat to Directorate level.

Overall, the model ensures decentralized processing with centralized evacuation, suited to the island geography.

With reference to the observations of the Hon'ble Tribunal, the following consolidated status are respectfully submitted:

The present status of Operational Gaps in Baling Facilities & Time-Bound Action Plan for Restoration and Waste Evacuation is presented below:

a) The inhabited island-wise status of baling machines and their operational condition is tabulated (**Annexure-R3-D**) and presented below:

| Islands/Areas | Existing treatment/ Processing units | No. of baling facilities | No. of Operational baling units | No. of baling units non-functional | Action Taken status | Timeline |
|---------------------|--------------------------------------|--------------------------|---------------------------------|------------------------------------|--|------------|
| Urban (SVPMC) | 18 (MRFs & DRCs) | 14 | 14 | 0 | All functional | - |
| Rural (RD&P) | 25 SWM Clusters | 25 | 21 | 4 | Rectification/ installation under progress | April 2026 |
| Tribal, Forest Area | 03 Cluster/ Shared Facilities | 03 | 03 | - | Managed through shared clusters | - |
| Total | 46 | 42 | 38 | 4 | - | - |

Status of Rural areas (Annexure-B):

a) At present, a total of 42 baling units have been established across 30 inhabited islands covering 14 in urban, 25 in rural, and 03 in tribal areas. Of these, 38 units are operational, while 4 units located in RD&P rural areas are non-functional.

b) All non-functional baling units (04 Nos.) are under repair and will be made operational by April 2026, enabling full utilisation of the existing 13 TPD processing capacity.

c) Simultaneously, additional baling and shredding machines are being procured and deployed in high-

April, 2026

footfall areas, along with strengthening of door-to-door segregated collection to reduce pressure on cluster facilities.

- d) In compliance with the directions, the issue of non-operational facilities and resultant waste accumulation has been assessed, and a comprehensive action plan has been formulated for phased transportation of accumulated waste to the mainland.
- e) The logistics framework includes containerised transport (approx. 588 containers), multi-stage movement (cluster → jetty → mainland), and approximately 40 voyages to ensure systematic clearance.
- f) The clearance is planned over a period of 6–9 months, subject to vessel availability and logistics, with provisions for both Government and private shipping to avoid delays.
- g) In South Andaman (urban area), all 14 baling units are fully operational, ensuring uninterrupted processing and evacuation of dry waste.
- h) To prevent recurrence, a structured monitoring mechanism has been established, comprising daily monitoring at Gram Panchayat level (by Panchayat Secretary), weekly monitoring by BDOs, monthly review at District level, and overall supervision at Directorate level.

Status of Urban area (SVPMC) :

- a) In South Andaman (urban area), all 14 baling units are fully operational, ensuring uninterrupted processing and evacuation of dry waste.
- b) Dry waste is regularly segregated, baled, and transported to mainland authorised recyclers through Government and private shipping services.

Status of Tribal & Forest areas:

- a) In tribal & forest areas, functional units and shared cluster systems are in place; waste is routed to nearby operational SWM clusters of RD&P as per SOP, thereby avoiding accumulation.
- b) Dry waste is regularly segregated, baled, and transported to mainland authorised recyclers through Government and private boats/ shipping services.
- c) m) Although minor logistical constraints may arise due to geographic conditions, no significant accumulation of unprocessed dry waste is observed, as interim storage and redistribution to operational facilities are effectively managed.

To prevent recurrence of such issues and ensure timely upkeep of baling machines, a structured monitoring mechanism has been established. In rural and tribal areas, this includes daily monitoring at Gram Panchayat level by the Panchayat Secretary, weekly review by BDOs, monthly review at District level, and overall supervision at Directorate level. In urban areas, SVPMC ensures regular maintenance of machinery through authorised vendors, along with prompt rectification of any defects through local service providers.

A) (v) The Legacy waste, which was prominent at Brookshabad, has been reported to be remediated.

While managing major components like bio- earth (21,932 Tonnes) and inerts (74,642 Tonnes), it should be ensured that proper utilisation is made to **avoid dumping on coastal zone.**

With reference to the observations of the Hon'ble Tribunal the following status are respectfully submitted:

a) The SVPMC has remediated the legacy waste of approximately 1.0 lakh MT at Brookshabad, Sri Vijaya Puram through bioremediation process in the year 2024, **Annexure-T**.

b) The Status of utilization/ Disposal of Extracted Fractions from the bioremediation of legacy waste are tabulated below:

| Material Type | Quantity (Tonnes) | Waste Composition (%) | Utilization Method |
|-----------------|-------------------|-----------------------|--|
| Bio-earth | 21,932 | 22.10 | Utilized for non-agricultural plantation in municipal parks and green patches (covering 29.653 hectares) and supplied to Panchayats, including Calicut Gram Panchayat, South Andaman, for park development (non-cultivation use) |
| Inerts & Stones | 74,642 | 75.33 | Reused for land reclamation at the plant site; also segregated and re-laid at the bio-remediated site (approx. 29,000 m ²) as per grid planning of the legacy waste site |
| RDF & Others | 2,119.04 | 2.138 | Transported to the mainland for co-processing/incineration at cement plants such as Chettinad Cement, Tamil Nadu |

c) The extracted fractions, namely bio-earth (21,932 tonnes) and inerts & stones (74,642 tonnes), were scientifically utilized and not disposed of in any coastal zones/ areas.

d) Bio-earth is being utilized for non-agricultural plantation and development of green patches/parks under municipal limits (covering 29.653 hectares) and has also been supplied to Panchayats for similar non-cultivation purposes.

e) Inerts and stones are being reused for land reclamation within the designated site, including grid-based re-laying over the bio-remediated area (29,000 m²), thereby ensuring safe and contained utilization.

f) The remaining fraction (RDF and others) is being transported to the mainland for co-processing in cement plants, ensuring environmentally sound disposal.

g) It is submitted that no remediated waste is being dumped in coastal areas, and all fractions are being utilized in a scientific and environmentally compliant manner, in adherence to the directions of the Hon'ble Tribunal.

A (vi) 11 locations like Chouldari, Marangahat, Shore Point, Rampur, R K Pur, Netajinagar, Ramnagar and others also need to be remediated to ensure no legacy waste exists.

In order to ensure that waste being generated at each island is processed on day-to-day basis and does not result in further addition to legacy waste,

we direct the status to be disclosed in a Tabulated form on waste generation, waste processed, gap in waste processing and legacy waste in respect to each inhabited Island.

With reference to the observations of the Hon'ble Tribunal, the following are respectfully submitted:

- The identified locations, including Chouldari, Manarghat, Shore Point, Rampur, R.K. Puram, Netaji Nagar, Ramnagar, and other Gram Panchayats, have already been remediated during the year 2021 under the Rural Development (RD) Department, which is tabulated as under.
- The recovered fractions have been fully utilized in an environmentally sound manner, including, Bio-earth for landscaping and soil conditioning, Inerts for road sub-base and land filling, Recyclables sent to authorized recyclers and Hence, no legacy waste remains at these locations, **Annexure-U**.

| Sl. No. | Gram Panchayat Location | Legacy Waste Cleared (MT) | Remediation Status | Bio-Earth (MT) | Inerts & Stones (MT) | Final Utilization |
|---------|-------------------------|---------------------------|--------------------|----------------|----------------------|--|
| 1 | Chouldari | 2.892 | Completed | 0.854 | 2.036 | Used for road sub-base, soil conditioning, and recycling |
| 2 | Manarghat | 0.876 | Completed | 0.193 | 0.683 | Used for road sub-base, soil conditioning, and recycling |
| 3 | Shore Point | 3.786 | Completed | 1.461 | 2.325 | Used for road sub-base, soil conditioning, and recycling |
| 4 | Rampur | 0.983 | Completed | 0.229 | 0.754 | Used for road sub-base, soil conditioning, and recycling |
| 5 | R.K. Pur | 0.785 | Completed | 0.181 | 0.604 | Used for road sub-base, soil conditioning, and recycling |
| 6 | Netaji Nagar | 1.983 | Completed | 0.881 | 1.102 | Used for road sub-base, soil conditioning, and recycling |
| 7 | Ramnagar | 2.885 | Completed | 0.881 | 2.004 | Used for road sub-base, soil conditioning, and recycling |
| 8 | Long Island | 0.883 | Completed | 0.294 | 0.589 | Used for road sub-base, soil conditioning, and recycling |
| 9 | Rangat | 2.784 | Completed | 0.396 | 2.388 | Used for road sub-base, soil conditioning, and recycling |
| 10 | Kadamtala | 0.984 | Completed | 0.429 | 0.555 | Used for road sub-base, soil conditioning, and recycling |

Island-wise Status of Solid Waste Generation, Processing, Gaps are detailed below:

The island-wise summary of the quantum of solid waste generation, procession and the processing gap is tabulated below and is presented & placed as **Annexure-R3A**.

| Islands/Areas | Solid waste Collection (Avg., TPD) | Solid waste Processing (Sent to MRFs for baling/ mainland transportation) (Avg., TPD) | Processing Gap (Avg., TPD) |
|--|------------------------------------|---|----------------------------|
| Urban (SVPMC) | 71.36 | 55.7 | 15.66 |
| Rural (RD&P) | 10.0 | 8.5 | 1.5 |
| Tribal, Forest, Agriculture & Revenue Area | 0.98 | 0.98 | 0 |
| Total | 82.34 | 65.18 | 17.16 |

Status of accumulated waste management in rural area:

- At present, no legacy waste exists at the previously identified Gram Panchayat locations, and continuous monitoring mechanisms are in place to ensure day-to-day processing of waste and prevention of further accumulation.

- No significant long-term accumulation observed; however, temporary storage occurs due to logistical constraints.
- The rural areas have accumulated approx. 3,530 MT of dry waste due to non-functioning of baling machines, to address the accumulated waste and to prevent future accumulation, a **one-time centralized tender mechanism** is being proposed through PRIs for end-to-end handling, including segregation, baling, containerization, transportation, and disposal through CPCB-authorized recyclers, for which a phased action plan is under implementation to ensure shipment to mainland.
- The logistics framework includes **containerized transport (~588 containers), multi-stage movement (cluster → jetty → mainland), and 40 voyages**, ensuring systematic clearance of accumulated waste.
- The **clearance timeline is estimated at 1.5 years (18 months)**, subject to shipping logistics and vessel availability, with provision for engaging both Government and private vessels to avoid delays.
- A Continuous monitoring mechanism, including daily tracking, SOP compliance, and field verification, are in place to ensure that no fresh waste is allowed to accumulate as legacy waste.

Status of accumulated & legacy waste management in urban area:

- To address the urban processing gap, civil works for the 30 TPD capacity Integrated Solid Waste (Dry & Wet waste) Processing Facility has completed; tenders for O&M has been floated and commissioning is targeted by end of **April, 2026, Annexure-A**.
- SVPMC has quantified the present legacy waste to a tune of 0.9Lakhs MT, for which DPR has been prepared & tendering process is underway, which is targeted to start the remediation process by the end of **May, 2026, Annexure-V**.

| NGT Directions | Clarifications and Current Status | Timelines | | | | | | | | | | | | | | | | | | | | | | | | | | | | | | | | | | | | | | | | | | | | | | | | | | | | | | | | | | | |
|--|---|----------------|-------------------------------|----------------------------|--------------|----------------------------|---------------------------|--------------|---------------------------|--|--|-------------|------------|-------|-------------|------------|-------|-------------|------------|-------|---------------|------|-------|------|------|-----|-------|---|-------|-------|--------------|------|------|------|------|------|------|---|---|---|--|-------|-------|-------|-------|-------|-------|---|---|---|--------------|--------------|--------------|---------------|--------------|--------------|---------------|----------|--------------|--------------|--|
| B. SEWAGE MANAGEMENT | | | | | | | | | | | | | | | | | | | | | | | | | | | | | | | | | | | | | | | | | | | | | | | | | | | | | | | | | | | | | |
| <p>(B) (i) Estimated sewage generation is 23.6 MLD (Black water - 10.083 MLD and Grey water 13.511 MLD) and Black water is managed at each household level by constructing Septic tanks and Soak pits.</p> <p>Details of household septic tank, soakpit and the final discharge of the grey water proposed for household connection and STP to be provided.</p> | <p>With reference to the observations of the Hon'ble Tribunal regarding sewage generation, onsite sanitation systems, and the need to detail household-level arrangements and grey water management, the following are respectfully submitted:</p> <p>a) The table presents the average values of sewage (comprising black & grey water) generation, treated & the gap. The inhabited Island-wise data is tabulated below and is placed at <u>Annexure-R3B</u>.</p> <table border="1" data-bbox="762 665 2633 1048"> <thead> <tr> <th rowspan="2">Islands/ Areas</th> <th colspan="3">Sewage Generation (Avg., MLD)</th> <th colspan="3">Sewage Treated (Avg., MLD)</th> <th colspan="3">Treatment Gap (Avg., MLD)</th> </tr> <tr> <th>Black water</th> <th>Grey Water</th> <th>Total</th> <th>Black water</th> <th>Grey Water</th> <th>Total</th> <th>Black water</th> <th>Grey Water</th> <th>Total</th> </tr> </thead> <tbody> <tr> <td>Urban (SVPMC)</td> <td>7.78</td> <td>15.82</td> <td>23.6</td> <td>7.78</td> <td>2.3</td> <td>10.08</td> <td>0</td> <td>13.52</td> <td>13.52</td> </tr> <tr> <td>Rural (RD&P)</td> <td>4.62</td> <td>5.03</td> <td>9.65</td> <td>4.62</td> <td>5.03</td> <td>9.65</td> <td>0</td> <td>0</td> <td>0</td> </tr> <tr> <td>Tribal, Forest, Agriculture & Revenue Area</td> <td>0.272</td> <td>0.649</td> <td>0.891</td> <td>0.272</td> <td>0.649</td> <td>0.891</td> <td>0</td> <td>0</td> <td>0</td> </tr> <tr> <td>Total</td> <td>12.67</td> <td>21.50</td> <td>34.141</td> <td>12.67</td> <td>7.982</td> <td>20.624</td> <td>0</td> <td>13.52</td> <td>13.52</td> </tr> </tbody> </table> <p>b) The inhabited islands of the A&N Islands generate approximately 34.141 MLD of sewage/wastewater, comprising 12.67 MLD of black water and 21.50 MLD of grey water. Out of this, about 20.624 MLD is currently treated, leaving a gap of 13.52 MLD, primarily attributed to grey water.</p> <p>c) The estimated sewage generation for South Andaman (Urban) is 23.60 MLD, comprising black water: 7.780 MLD and grey water: 15.82 MLD (<u>Annexure R3B</u>).</p> <p>d) 100% Onsite Sanitation Systems (OSS) are in place, wherein all households are provided with septic tanks connected to soak pits, ensuring safe containment and primary treatment of black water. There is no direct discharge of untreated black water into the environment.</p> <p>e) Black water is fully managed through 100% Onsite Sanitation Systems (OSS), with septic tanks and soak pits in place across both urban and rural areas. Accordingly, both urban and rural areas have achieved ODF+ certification following third-party assessment, (<u>Annexure-H & I</u>).</p> <p>f) Details of households with septic tank connection with soak pit is enclosed as (<u>Annexure-R3B</u>).</p> <p>g) In-situ N-Treatment system through phytoremediation has been carried out in few drains. Photos of treatment carried in 2 drains are attached as <u>Annexure-K</u>. The faecal coliform (FC) levels in all 20 drains were tested by National Institute of Ocean Technology (NIOT) and found to be within the maximum permissible limits. The test Reports submitted by NIOT are enclosed as <u>Annexure-W</u>.</p> | Islands/ Areas | Sewage Generation (Avg., MLD) | | | Sewage Treated (Avg., MLD) | | | Treatment Gap (Avg., MLD) | | | Black water | Grey Water | Total | Black water | Grey Water | Total | Black water | Grey Water | Total | Urban (SVPMC) | 7.78 | 15.82 | 23.6 | 7.78 | 2.3 | 10.08 | 0 | 13.52 | 13.52 | Rural (RD&P) | 4.62 | 5.03 | 9.65 | 4.62 | 5.03 | 9.65 | 0 | 0 | 0 | Tribal, Forest, Agriculture & Revenue Area | 0.272 | 0.649 | 0.891 | 0.272 | 0.649 | 0.891 | 0 | 0 | 0 | Total | 12.67 | 21.50 | 34.141 | 12.67 | 7.982 | 20.624 | 0 | 13.52 | 13.52 | |
| Islands/ Areas | Sewage Generation (Avg., MLD) | | | Sewage Treated (Avg., MLD) | | | Treatment Gap (Avg., MLD) | | | | | | | | | | | | | | | | | | | | | | | | | | | | | | | | | | | | | | | | | | | | | | | | | | | | | | |
| | Black water | Grey Water | Total | Black water | Grey Water | Total | Black water | Grey Water | Total | | | | | | | | | | | | | | | | | | | | | | | | | | | | | | | | | | | | | | | | | | | | | | | | | | | | |
| Urban (SVPMC) | 7.78 | 15.82 | 23.6 | 7.78 | 2.3 | 10.08 | 0 | 13.52 | 13.52 | | | | | | | | | | | | | | | | | | | | | | | | | | | | | | | | | | | | | | | | | | | | | | | | | | | | |
| Rural (RD&P) | 4.62 | 5.03 | 9.65 | 4.62 | 5.03 | 9.65 | 0 | 0 | 0 | | | | | | | | | | | | | | | | | | | | | | | | | | | | | | | | | | | | | | | | | | | | | | | | | | | | |
| Tribal, Forest, Agriculture & Revenue Area | 0.272 | 0.649 | 0.891 | 0.272 | 0.649 | 0.891 | 0 | 0 | 0 | | | | | | | | | | | | | | | | | | | | | | | | | | | | | | | | | | | | | | | | | | | | | | | | | | | | |
| Total | 12.67 | 21.50 | 34.141 | 12.67 | 7.982 | 20.624 | 0 | 13.52 | 13.52 | | | | | | | | | | | | | | | | | | | | | | | | | | | | | | | | | | | | | | | | | | | | | | | | | | | | |

| NGT Directions | Clarifications and Current Status | Timelines |
|-----------------------------|--|-----------|
| B. SEWAGE MANAGEMENT | | |
| | <p>h) Grey water in rural, tribal, and forest areas is largely managed through household soak pits; however, gaps in effective grey water management persist, particularly in rural areas.</p> <p>i) Grey water management is primarily through soak pits at household level, facilitating localized infiltration and minimizing discharge into open drains and water bodies in urban area.</p> <p>j) The collected septage from septic tanks is being managed through an operational 42 KLD Faecal Sludge Treatment Plant (FSTP), ensuring scientific treatment of desludged black water, (<u>Annexure-A</u>).</p> <p>k) A 60 KLD FSTP is under construction (target completion: August 2026) to augment treatment capacity, (<u>Annexure-A</u>).</p> | |

| NGT Directions | Clarifications and Current Status | Timelines |
|----------------|-----------------------------------|-----------|
|----------------|-----------------------------------|-----------|

B. SEWAGE MANAGEMENT

B) (ii) We direct that quantity of flow in each drain and their final termination/ confluence point should be disclosed.

The drains, if meant for draining out storm water, should not be intercepted in the long run and subjected to treatment including in-situ treatment.

Attempts should be made to separate Grey water that can be treated from Storm water drains.

With reference to the directions of the Hon'ble Tribunal regarding disclosure of drain-wise flow, identification of final confluence points, and separation of grey water from storm water drains, the following is respectfully submitted:

- A detailed assessment of **20 major drains within South Andaman (Urban) has been carried out by SVPMC through IIT Bombay**. The flow characteristics (peak, lean, and average discharge) for each drain have been quantified, with a total average flow of 22.138 MLD, **Annexure-R3-E**.
- The final termination/ confluence points of these drains have been identified as, direct coastal outfalls (sea discharge points), Creeks and tidal interfaces & Low-lying coastal zones and harbour edges.
- **Details of SVPMC Drains with their final confluence/ outfall/ termination point.**

| Drain Code | Drain Name | Peak Flow (MLD) | Lean Flow (MLD) | Avg. Daily Flow (MLD) | Final Termination | Faecal Coliform (MPN/100 mL) |
|------------|--|-----------------|-----------------|-----------------------|--|------------------------------|
| T1-1 | Haddo Jetty Road Drain | 0.991 | 0.455 | 0.517 | Coastal outfall (Haddo waterfront) | 1600 |
| T1-2 | Seashore Road Drain | 1.445 | 1.382 | 1.113 | Sea outfall | 1600 |
| T1-5 | LIC Office Frontside Drain | 6.432 | 4.512 | 4.132 | Coastal/harbour edge | 900 |
| T1-8 | Dignabad Drain | 0.249 | 0.132 | 0.139 | Coastal discharge | 1600 |
| T1-9 | Kalyan Mandapam Drain | 1.616 | 1.513 | 1.228 | Creek/coastal outfall | 1600 |
| T1-13 | Burning Ghat Drain | 1.1 | 0.904 | 0.774 | Sea outfall | 1600 |
| T3-12 | Telugu Basti Drain | 1.331 | 0.968 | 0.872 | Coastal discharge | 1600 |
| T2-3 | Kali Mandir Drain | 0.225 | 0.164 | 0.148 | Local drain → coastal outfall | 900 |
| T2-4 | Dry Drain | - | - | - | No discharge (dry) | — |
| T2-13 | Garcharama School Drain | 1.106 | 0.985 | 0.816 | Creek/outfall | 350 |
| T2-8 | Hollow Block via Karan Trading Drain | 2.808 | 1.745 | 1.692 | Coastal discharge | 500 |
| T2-9 | Jail Complex Pathrapur Drain | 0.855 | 0.51 | 0.505 | Low-lying coastal zone | 220 |
| T2-11 | Co-operative Colony to Mahindra Showroom Drain | 0.864 | 0.726 | 0.615 | Sea outfall | 350 |
| T3-1 | Corbyn's Cove Drain | 9.176 | 6.034 | 5.694 | Direct coastal discharge (Corbyn's Cove) | 1600 |
| T3-2 | Junglighat Road / Vijay Baugh Drain | 2.497 | 1.046 | 1.251 | Coastal outfall | 1600 |
| T3-6 | RK Mission Drain | 1.935 | 0.985 | 1.057 | Sea/creek interface | 900 |
| T3-8 | Mazar Pahad Drain | 0.89 | 0.467 | 0.493 | Coastal discharge | 350 |
| T3-11 | Uma Bakery Drain | 1.452 | 0.441 | 0.644 | Sea outfall | 350 |
| T3-5 | Fisherman Colony Drain | 0.795 | 0.432 | 0.448 | Coastal discharge | 500 |

| NGT Directions | Clarifications and Current Status | Timelines |
|-----------------------------|--|-----------|
| B. SEWAGE MANAGEMENT | | |
| | <ul style="list-style-type: none"> • These drains primarily function as storm water carriers, but at present also convey grey water due to absence of a conventional sewerage network. <p>It is respectfully submitted that the Administration recognizes that storm water drains are not intended for long-term interception or treatment. Accordingly:</p> <p>Recognizing the need for diversion or management of grey water to drains, the following structural and institutional measures have been undertaken:</p> <ul style="list-style-type: none"> • Promoted the construction of soak pits for on-site greywater disposal to reduce the direct discharge of greywater into drains. • The UT Administration has notified guidelines for treatment of sewage and effluents vide Andaman and Nicobar Gazette Notification No. 234 dated 22.09.2017 which mandates hotels establishments with more than 20 rooms and wastewater generation below 100 KLD are mandated to install STPs, <u>Annexure-X.</u> • A total of 139 STPs (with a combined capacity of 2.303MLD have been installed by various establishments in the islands. A total of 36 ETPs (with a combined capacity of 363.5KLD) have been installed by industries, including laundry facilities and automobile service centres. • Plan for total treatment capacity of 3.35 MLD catering 4 major drains on pilot basis is prepared and Upon successful implementation of these projects, similar measures will be extended to address the remaining sewage gap of 10.167 MLD catering 16 drains, <u>Annexure-J.</u> | |

| NGT Directions | Clarifications and Current Status | Timelines | | | | | | | | | | | | | | | | | | | | | | | | | | | | | | | | | | | | | | | | | | | | | | | | | | | | | | | | | | | |
|--|---|----------------|-------------------------------|----------------------------|--------------|----------------------------|---------------------------|--------------|---------------------------|--|--|-------------|------------|-------|-------------|------------|-------|-------------|------------|-------|---------------|------|-------|------|------|-----|-------|---|-------|-------|--------------|------|------|------|------|------|------|---|---|---|--|-------|-------|-------|-------|-------|-------|---|---|---|--------------|--------------|--------------|---------------|--------------|--------------|---------------|----------|--------------|--------------|--|
| B. SEWAGE MANAGEMENT | | | | | | | | | | | | | | | | | | | | | | | | | | | | | | | | | | | | | | | | | | | | | | | | | | | | | | | | | | | | | |
| <p>B (iii) We also direct to disclose status of Black and Grey water management with Gaps in management in respect of each island.</p> <p>Status of Natural/ Storm Water Drains receiving Black/ Grey water should also be disclosed.</p> | <p>With reference to the directions of the Hon'ble Tribunal regarding disclosure of island-wise status of black and grey water management, associated gaps, and the status of natural/storm water drains, the following is respectfully submitted:</p> <p><u>Island-wise Status of Black and Grey Water Management:</u></p> <p>a) The island-wise status of sewage generation, treatment, and gap has been compiled and submitted in a tabulated format (Annexure-R3-B), covering all inhabited islands.</p> <p>b) The assessment indicates that the total sewage generation across A&N Islands as follows:</p> <table border="1" data-bbox="762 700 2633 1083"> <thead> <tr> <th rowspan="2">Islands/ Areas</th> <th colspan="3">Sewage Generation (Avg., MLD)</th> <th colspan="3">Sewage Treated (Avg., MLD)</th> <th colspan="3">Treatment Gap (Avg., MLD)</th> </tr> <tr> <th>Black water</th> <th>Grey Water</th> <th>Total</th> <th>Black water</th> <th>Grey Water</th> <th>Total</th> <th>Black water</th> <th>Grey Water</th> <th>Total</th> </tr> </thead> <tbody> <tr> <td>Urban (SVPMC)</td> <td>7.78</td> <td>15.82</td> <td>23.6</td> <td>7.78</td> <td>2.3</td> <td>10.08</td> <td>0</td> <td>13.52</td> <td>13.52</td> </tr> <tr> <td>Rural (RD&P)</td> <td>4.62</td> <td>5.03</td> <td>9.65</td> <td>4.62</td> <td>5.03</td> <td>9.65</td> <td>0</td> <td>0</td> <td>0</td> </tr> <tr> <td>Tribal, Forest, Agriculture & Revenue Area</td> <td>0.272</td> <td>0.649</td> <td>0.891</td> <td>0.272</td> <td>0.649</td> <td>0.891</td> <td>0</td> <td>0</td> <td>0</td> </tr> <tr> <td>Total</td> <td>12.67</td> <td>21.50</td> <td>34.141</td> <td>12.67</td> <td>7.982</td> <td>20.624</td> <td>0</td> <td>13.52</td> <td>13.52</td> </tr> </tbody> </table> <p><u>Black Water Management:</u></p> <ul style="list-style-type: none"> ○ 100% coverage achieved across all inhabited islands through Onsite Sanitation Systems (OSS) (septic tanks with soak pits). ○ No gap exists in black water management, as reflected in the tabulated data. ○ In urban areas the Fecal Sludge/ septage generated by the on-site sanitation systems at residential, commercial & institutional is treated through 42 KLD capacity Fecal sludge Treatment Plants (FSTP) installed at Brookshabad by SVPMC. ○ A 60 KLD FSTP is under construction (target completion: August 2026) to augment treatment capacity. ○ FSTPs are proposed in rural areas to improve sanitation infrastructure and ensure effective treatment of fecal sludge. ○ As an initial step toward implementation, the tendering process for the FSTP at Madhupur (5 KLD) has been finalized, and work is expected to commence by April 2026 (Annexure-J). ○ The tendering process for three FSTPs at Netaji Nagar, Hut Bay (5 KLD), Chouldari (5 KLD), and Rangat (5 KLD) is still ongoing due to the cancellation of the tenders, (Annexure-J). <p><u>Grey Water Management:</u></p> <ul style="list-style-type: none"> ○ In rural, tribal, and low-density islands, grey water is effectively managed through household soak pits resulting in no treatment gap. ○ The estimated sewage generation for South Andaman (Urban) is 23.60 MLD, comprising black water: | Islands/ Areas | Sewage Generation (Avg., MLD) | | | Sewage Treated (Avg., MLD) | | | Treatment Gap (Avg., MLD) | | | Black water | Grey Water | Total | Black water | Grey Water | Total | Black water | Grey Water | Total | Urban (SVPMC) | 7.78 | 15.82 | 23.6 | 7.78 | 2.3 | 10.08 | 0 | 13.52 | 13.52 | Rural (RD&P) | 4.62 | 5.03 | 9.65 | 4.62 | 5.03 | 9.65 | 0 | 0 | 0 | Tribal, Forest, Agriculture & Revenue Area | 0.272 | 0.649 | 0.891 | 0.272 | 0.649 | 0.891 | 0 | 0 | 0 | Total | 12.67 | 21.50 | 34.141 | 12.67 | 7.982 | 20.624 | 0 | 13.52 | 13.52 | |
| Islands/ Areas | Sewage Generation (Avg., MLD) | | | Sewage Treated (Avg., MLD) | | | Treatment Gap (Avg., MLD) | | | | | | | | | | | | | | | | | | | | | | | | | | | | | | | | | | | | | | | | | | | | | | | | | | | | | | |
| | Black water | Grey Water | Total | Black water | Grey Water | Total | Black water | Grey Water | Total | | | | | | | | | | | | | | | | | | | | | | | | | | | | | | | | | | | | | | | | | | | | | | | | | | | | |
| Urban (SVPMC) | 7.78 | 15.82 | 23.6 | 7.78 | 2.3 | 10.08 | 0 | 13.52 | 13.52 | | | | | | | | | | | | | | | | | | | | | | | | | | | | | | | | | | | | | | | | | | | | | | | | | | | | |
| Rural (RD&P) | 4.62 | 5.03 | 9.65 | 4.62 | 5.03 | 9.65 | 0 | 0 | 0 | | | | | | | | | | | | | | | | | | | | | | | | | | | | | | | | | | | | | | | | | | | | | | | | | | | | |
| Tribal, Forest, Agriculture & Revenue Area | 0.272 | 0.649 | 0.891 | 0.272 | 0.649 | 0.891 | 0 | 0 | 0 | | | | | | | | | | | | | | | | | | | | | | | | | | | | | | | | | | | | | | | | | | | | | | | | | | | | |
| Total | 12.67 | 21.50 | 34.141 | 12.67 | 7.982 | 20.624 | 0 | 13.52 | 13.52 | | | | | | | | | | | | | | | | | | | | | | | | | | | | | | | | | | | | | | | | | | | | | | | | | | | | |

| NGT Directions | Clarifications and Current Status | Timelines |
|-----------------------------|--|-----------|
| B. SEWAGE MANAGEMENT | | |
| | <p>7.780 MLD and grey water generation 15.820 MLD.</p> <ul style="list-style-type: none"> ○ Out of the total grey water generation 15.820 MLD, 2.3 MLD grey water is getting treated through captive STPs installed by hotels. ○ To addresss the gap (13.52 MLD) in South Andaman (Urban), a phased action plan is under implementation, including decentralized grey water treatment systems. ○ A Plan for total treatment capacity of 3.35 MLD catering 4 major drains on pilot basis that include (Annexure-J): <ul style="list-style-type: none"> ○ 1 MLD Decentralised waste water treatment plant at R.K. Mission Drain, has already submitted for accord of Administrative Approval (A/A) and Expenditure Sanction (E/S). ○ 02 plants at Junglighat with a combined capacity of 1.83 MLD (1.23 + 0.60 MLD), and ○ 01 plant at Haddo with a capacity of 0.52 MLD. ○ Upon successful implementation of these projects, similar measures will be extended to address the remaining sewage gap of 10.167 MLD catering 16 drains. <p><u>Prior Interventions for Sewage Treatment:</u></p> <p>In this regard, SVPMC has undertaken a series of planned interventions (2019–2025) for establishment of a comprehensive sewerage system, summarized as follows:</p> <ul style="list-style-type: none"> ○ Preparation of DPR under Smart City Mission proposing ~10 MLD decentralized STPs with interception systems ○ Tendering and award of work (EPC mode), followed by implementation challenges and contract termination due to non-performance ○ Engagement of IIT Bombay for development of a revised decentralized and in-situ grey water treatment approach, including treatment of drains (nallahs) ○ Adoption of cost-effective, scalable decentralized treatment systems through Board approval ○ Re-tendering attempts, followed by pilot implementation of floating wetland systems and preparation of department-led action plan for drain treatment. ○ In-situ N-Treatment system through phytoremediation has been carried out in few drains. Photos of treatment carried in 2 drains are attached as <u>Annexure-K</u>. The faecal coliform (FC) levels in all 20 drains were tested by National Institute of Ocean Technology (NIOT) and found to be within the maximum permissible limits. The test Reports submitted by NIOT are enclosed as <u>Annexure-W</u>. <p><u>Status of Natural/ Storm Water Drains receiving Black/ Grey water has already disclosed at point B(ii).</u></p> | |

| NGT Directions | Clarifications and Current Status | Timelines | | | | | | | | | | | | | | |
|---|---|-----------|---------|------------|---|-----------|-----------------------------------|---------------------------|----------------|------------|------------------------------------|------------|-------------------------------|----------|--|--|
| C. RING FENCED EXPENDITURE | | | | | | | | | | | | | | | | |
| <p>C (i) In the present report, there is no disclosure on opening and maintaining single dedicated Ring-Fenced account and expenditures incurred from that account.</p> | <p>With reference to the observation of the Hon'ble Tribunal, the following information with respect to Ring Fenced Account are respectfully submitted:</p> <ul style="list-style-type: none"> It is submitted that the Department of Science & Technology, under which the A&N Pollution Control Committee is functioning, has initiated the creation of a Non-Interest Bearing Reserve Fund under the Public Account, <u>Annexure-Y</u>. The details of proposed Head of Account is given below: <table border="1" data-bbox="864 650 2600 1027"> <thead> <tr> <th data-bbox="864 650 1324 696">Component</th> <th data-bbox="1324 650 2600 696">Details</th> </tr> </thead> <tbody> <tr> <td data-bbox="864 696 1324 793">Department</td> <td data-bbox="1324 696 2600 793">Department of Science & Technology (under which A&N Pollution Control Committee operates)</td> </tr> <tr> <td data-bbox="864 793 1324 839">Fund Type</td> <td data-bbox="1324 793 2600 839">Non-Interest Bearing Reserve Fund</td> </tr> <tr> <td data-bbox="864 839 1324 884">Accounting Classification</td> <td data-bbox="1324 839 2600 884">Public Account</td> </tr> <tr> <td data-bbox="864 884 1324 930">Major Head</td> <td data-bbox="1324 884 2600 930">8229 – Development & Welfare Funds</td> </tr> <tr> <td data-bbox="864 930 1324 975">Minor Head</td> <td data-bbox="1324 930 2600 975">200 – Other Development Funds</td> </tr> <tr> <td data-bbox="864 975 1324 1021">Sub Head</td> <td data-bbox="1324 975 2600 1021">004- Ring-Fenced Environmental Management Fund</td> </tr> </tbody> </table> <ul style="list-style-type: none"> Further, as per the guidelines of the Controller General of Accounts (vide OM dated 12.07.2012), the proposal encompasses clear provisions regarding the justification for the fund, accounting structure, source of funds, procedures for receipts and withdrawals, expenditure mechanism, and audit requirements. <p>In this regard, a detailed Standard Operating Procedure (SOP) has been formulated, outlining a comprehensive framework for fund operations, including transfer of budgetary provisions, accounting of expenditure, and reporting mechanisms. The same is being submitted to the Controller General of Accounts for approval and notification. The process is expected to be completed by June 2026.</p> | Component | Details | Department | Department of Science & Technology (under which A&N Pollution Control Committee operates) | Fund Type | Non-Interest Bearing Reserve Fund | Accounting Classification | Public Account | Major Head | 8229 – Development & Welfare Funds | Minor Head | 200 – Other Development Funds | Sub Head | 004- Ring-Fenced Environmental Management Fund | |
| Component | Details | | | | | | | | | | | | | | | |
| Department | Department of Science & Technology (under which A&N Pollution Control Committee operates) | | | | | | | | | | | | | | | |
| Fund Type | Non-Interest Bearing Reserve Fund | | | | | | | | | | | | | | | |
| Accounting Classification | Public Account | | | | | | | | | | | | | | | |
| Major Head | 8229 – Development & Welfare Funds | | | | | | | | | | | | | | | |
| Minor Head | 200 – Other Development Funds | | | | | | | | | | | | | | | |
| Sub Head | 004- Ring-Fenced Environmental Management Fund | | | | | | | | | | | | | | | |

NGT Directions

Clarifications and Current Status

Timelines

C. RING FENCED EXPENDITURE

C (ii) Next report should disclose allocations made in respect of each island for management of sewage and solid waste management and firming out facilities required, executing agencies and timelines for completion.

With reference to the observation of the Hon'ble Tribunal regarding disclosure of island-wise allocations, it is respectfully submitted that, based on the action plans furnished by the implementing agencies, the details of allocations, existing gaps, proposed facilities, executing agencies, and timelines have been compiled and are presented in a tabulated form.

A. Solid Waste Management (SWM)

| Sl. No. | Implementing Agency | Component | Amount (₹ Cr.) | Scope |
|---------|---------------------|-------------------------|----------------|--|
| 1 | RD&P | Solid Waste Management | 3.00 | Strengthening of SWM clusters, processing infrastructure, and gap bridging (Annexure-B) |
| 2 | SVPMC | Legacy Waste Management | 10.16 | Remediation and clearance of legacy waste (Annexure-V) |
| | Total | | 13.16 | |

B. Sewage / Liquid Waste Management (LWM) (Annexure-J):

| Sl. No. | Implementing Agency | Component | Amount (₹ Cr.) | Scope |
|---------|---------------------|--------------------------------------|----------------|--|
| 1 | RD&P | Faecal Sludge Treatment Plant (FSTP) | 2.30 | Establishment of FSTP facilities in rural areas |
| 2 | SVPMC | Sewage Treatment Plant (STP) | 39.20 | Development of STP infrastructure in urban areas |
| | Total | | 41.50 | |

The above allocations are aligned with the identified gaps and proposed infrastructure under the respective action plans and will be implemented by the concerned agencies within the stipulated timelines.

ACTION TAKEN REPORT CUM STATUS REPORT IN-COMPLIANCE OF ORDER DATED 26.09.2025 PASSED BY THE HON'BLE NATIONAL GREEN TRIBUNAL

| Directions/Observations and Deficiencies mentioned in the Order of this Hon'ble Tribunal | Deliberations from Review Meetings | Clarification and Current Status | Tentative Timelines | | | | | | | | | | | | | | | | |
|--|---|---|---------------------|-------------|----------------|--|----------|------------------------------------|---------------|--------------------------|------------|--|------------------------|------------------------------------|---|--|----------------|---|--|
| <p>We find from page 2714 to 2734 that out of 31 islands, some of the islands are either ecologically protected or under Defence Controlled Tribal inhabitants and others. In all the islands efforts should be made to ensure day to day waste processing and sewage management. We have examined the status disclosed and accordingly direct to complete the process of establishing required and planned facilities and further maintaining them. According to the distribution of inhabitants on each island, de-centralised processing /treatment facilities with minimal civil works and by designing pre- fabricated modules, should be contemplated.</p> | <p>Updated month-wise details (September 2025 to February 2026), as per Annexure-I format, along with supporting documents, shall be furnished by all concerned departments. <i>(Action by: RD&P, SVPMC, Dept. of E&F, Dept. of TW)</i></p> <p>All departments shall verify and confirm the factual accuracy of the quantities of solid and liquid waste calculated and shared by ANPCC and the Department of Science & Technology, and submit updated verified data to the office of ANPCC.</p> <p>For remotely located islands, where habitation is limited or areas are operated by controlling authorities for security or administrative purposes, including areas under the control of the Police Department, Department of E&F, & Revenue Department, a Standard Operating Procedures (SOPs) for solid and liquid waste management shall be framed. These SOPs shall be implemented at the island level, forest check-posts, and police outposts, with appropriate directions to be issued by the respective administrative heads.</p> <p>ANPCC shall draft a Standard Operating Procedure (SOP) for waste management practices applicable and submit for vetting & implementation. <i>(Action by: Department of S&T, Police, E&F, & Revenue)</i></p> <p>The Tribal Welfare Department shall provide the details of the system for solid and liquid waste management in place and proposed in future, along with fund details and implementing agency, island-wise, as desired by the Hon'ble Court. <i>(Action by: Dept. of TW)</i></p> | <p>Formats attached as Annexure 1 to 7</p> <p>The requisite in the format is mentioned below:</p> <table border="1" data-bbox="1023 326 1883 973"> <thead> <tr> <th>Details</th> <th>Description</th> </tr> </thead> <tbody> <tr> <td>Name of Island</td> <td>Sri Vijaya Puram Municipal Council (SVPMC), South Andaman.</td> </tr> <tr> <td>Category</td> <td>Classification status: Urban Area.</td> </tr> <tr> <td>Area (Sq. Km)</td> <td>41.22 square kilometers.</td> </tr> <tr> <td>Population</td> <td>108048 Population of the island based on Census 2011 data.</td> </tr> <tr> <td>Solid Waste Generation</td> <td>Presented in subsequent Annexures.</td> </tr> <tr> <td>Processing of Total Solid Waste Generated</td> <td>Only Wet waste is processed through Composting. No in-house processing of dry waste done in A&N Islands, however 18 Material Recovery Facilities (MRF) known as Dry Resource Centres for segregation & onward sending to Mainland facilities through authorised dealers/ vendors for onward processing.</td> </tr> <tr> <td>Gap assessment</td> <td>For addressing the Waste management gap, a 30 TPD Integrated Dry & Wet waste management facility have been created which will be operational from June, 2026.</td> </tr> </tbody> </table> | Details | Description | Name of Island | Sri Vijaya Puram Municipal Council (SVPMC), South Andaman. | Category | Classification status: Urban Area. | Area (Sq. Km) | 41.22 square kilometers. | Population | 108048 Population of the island based on Census 2011 data. | Solid Waste Generation | Presented in subsequent Annexures. | Processing of Total Solid Waste Generated | Only Wet waste is processed through Composting. No in-house processing of dry waste done in A&N Islands, however 18 Material Recovery Facilities (MRF) known as Dry Resource Centres for segregation & onward sending to Mainland facilities through authorised dealers/ vendors for onward processing. | Gap assessment | For addressing the Waste management gap, a 30 TPD Integrated Dry & Wet waste management facility have been created which will be operational from June, 2026. | |
| Details | Description | | | | | | | | | | | | | | | | | | |
| Name of Island | Sri Vijaya Puram Municipal Council (SVPMC), South Andaman. | | | | | | | | | | | | | | | | | | |
| Category | Classification status: Urban Area. | | | | | | | | | | | | | | | | | | |
| Area (Sq. Km) | 41.22 square kilometers. | | | | | | | | | | | | | | | | | | |
| Population | 108048 Population of the island based on Census 2011 data. | | | | | | | | | | | | | | | | | | |
| Solid Waste Generation | Presented in subsequent Annexures. | | | | | | | | | | | | | | | | | | |
| Processing of Total Solid Waste Generated | Only Wet waste is processed through Composting. No in-house processing of dry waste done in A&N Islands, however 18 Material Recovery Facilities (MRF) known as Dry Resource Centres for segregation & onward sending to Mainland facilities through authorised dealers/ vendors for onward processing. | | | | | | | | | | | | | | | | | | |
| Gap assessment | For addressing the Waste management gap, a 30 TPD Integrated Dry & Wet waste management facility have been created which will be operational from June, 2026. | | | | | | | | | | | | | | | | | | |
| | | | | | | | | | | | | | | | | | | | |

SOLID WASTE MANAGEMENT

All concerned departments were directed to provide details of the existing systems for utilisation and transportation of each waste stream (mainly dry and wet waste) along with capacity of processing facilities, monitoring mechanisms and supporting documents.
(Action by: RD&P, SVP MC, Dept. of E&F, Dept. of TW)

The waste monitoring mechanism of the urban area (SVP MC), such as Swachhata App, senior officers' ward-wise monitoring and compliance monitoring, and waste management facilities monitored by Junior and Assistant Engineers and supervised by the Executive Engineer/Superintending Engineer, shall be documented. Awareness about the Swachhata App shall be created through radio and newspapers, and a letter shall be issued to Councillors to ensure active participation of citizens.
(Action by: SVP MC)

A (I)

We find from Annexure V (page 2763) that, out of 70.0 TPD of Solid Waste generation, 34.9 TPD is Wet waste, 30.0 TPD is dry waste (Recyclable/non-recyclable) and rest is domestic hazardous and inerts. In addition to having defined system for utilisation and transporting each waste stream, monitoring system is necessary and should be supported with ground truthing.

Urban Area:

SVP MC month-wise waste generation (Sept 2025 to Feb 2026):

| Month | Sept 2025 (TPD) | Oct. 2025 (TPD) | Nov. 2025 (TPD) | Dec. 2025 (TPD) | Jan.2026 (TPD) | Feb.2026 (TPD) |
|--------------------|--------------------|--------------------|--------------------|--------------------|-------------------|-------------------|
| Dry | 31.75 | 30.62 | 32.36 | 28.27 | 28.19 | 30.93 |
| Wet | 39.02 | 37.64 | 39.78 | 34.75 | 34.64 | 38.01 |
| DHW & Sanitary | 0.22 | 0.21 | 0.23 | 0.20 | 0.19 | 0.21 |
| Inert/Reject | 3.61 | 3.49 | 3.68 | 3.22 | 3.21 | 3.52 |
| Total Waste | 74.59 | 71.95 | 76.03 | 66.42 | 66.23 | 72.67 |

Details of present waste management system (generation, capacity, processing & gap):

| Waste type | Avg. waste Composition (%) | Avg. waste generation (Sept 25 to Feb 26) (TPD) | Waste processing Capacity (TPD) | Waste processed (TPD) | Waste processing Gap (TPD) |
|----------------|-------------------------------|---|---------------------------------------|-----------------------------|----------------------------------|
| Dry | 42.57 | 30.35 | 23 | 23 | 7.35 |
| Wet | 52.32 | 37.34 | 32.5 | 32.5 | 4.84 |
| DHW & Sanitary | 0.31 | 0.21 | 0.5 | 0.21 | 0 |
| Inert/Reject | 4.85 | 3.46 | - | - | 3.46 |
| Total | 100 | 71.36 | 56 | 55.71 | 15.65 |

Details of wet-waste management facilities:

| S. No | Composting facility | Capacity | Area in sqm. | Remarks |
|--------------|---|---------------|--------------|------------|
| 1. | At Brookshabad | 5 TPD | 250 | 38 Pits |
| 2. | At Gandhi Park | 5 TPD | 288 | 28 Pits |
| 3. | At Anarkali-1 | 3 TPD | 100 | 02 Pits |
| 4. | At Anarkali-2 | 2 TPD | 100 | Windrow |
| 5. | At Brichgunj | 2 TPD | 130 | 03 Pits |
| 6. | At Junglighat | 1 TPD | 60 | 07 Pits |
| 7. | At Garacharama-1 | 5 TPD | 265 | 18 Pits |
| 8. | At Garacharama-2 | 3 TPD | 105 | Windrow |
| 9. | Coconut waste shredding facility at Brookshabad | 4 TPD | 200 | Mechanized |
| 10. | Junglighat Fish waste processing Unit | 2 TPD | 170 | Mechanized |
| 11. | Electric composting unit | 0.5TPD | 100 | Mechanized |
| 12. | 30TPD capacity Integrated Wet & Dry SWM facility* | 7.5 TPD | 1140 | 48 Pits |
| Total | | 40 TPD | 2908 | |

NOTE: * 30TPD capacity Integrated Wet & Dry SWM facility* is under construction (photographs enclosed).

Details of dry-waste management facilities:

| SNo | Name of DRC | Capacity in TPD |
|-----|--|-----------------|
| 1 | MRF Glass | 3.0 |
| 2 | MRF-Plastic waste processing unit | 5.0 |
| 3 | Birdline | 0.8 |
| 4 | Anarkali-1 | 1.0 |
| 5 | Anarkali-2 | 1.0 |
| 6 | Anarkali-3 | 0.8 |
| 7 | Mohanpura | 1.0 |
| 8 | VIP Road | 1.0 |
| 9 | Junglighat | 1.0 |
| 10 | Brookshabad-1 | 0.8 |
| 11 | Brookshabad-2 | 1.0 |
| 12 | Brookshabad-3 | 1.0 |
| 13 | New Pahargaon | 1.0 |
| 14 | School Line | 0.8 |
| 15 | Dollygunj-1 | 1.0 |
| 16 | Dollygunj-2 | 1.0 |
| 17 | Garacharama-1 | 1.0 |
| 18 | Bathubasti | 0.8 |
| 19 | 30TPD capacity Integrated Wet & Dry SWM facility | 22.5 |
| | Total | 45.5 TPD |

Details of compost generation and distribution:

Total compost generated at compost plants ranges from 2 to 3 TPD. Which is being used at 29 parks maintained by SVPMC.

The major share of compost generated is utilized within these parks for landscaping and greenery.

Public compost sales are also promoted through 06 designated sale points across the city.

Details of dry waste collection and transportation to mainland

| Particulars | Sept., 2025 | Oct., 2025 | Nov., 2025 | Dec., 2025 | Jan., 2026 | Feb., 2026 | Average |
|---------------------------|-------------|------------|------------|------------|------------|------------|---------|
| Collection (TPD) | 31.75 | 30.62 | 32.36 | 28.27 | 28.19 | 30.93 | 30.35 |
| Transp. to mainland (TPM) | 258.4 | 187.8 | 114.8 | 200.77 | 242.98 | 270.45 | 212.53 |
| Transp. to mainland (TPD) | 8.62 | 6.06 | 3.83 | 6.48 | 7.84 | 9.66 | 7.10 |
| Gap (TPD) | 23.13 | 24.56 | 28.53 | 21.79 | 18.53 | 21.27 | 22.97 |

Details to be furnished from SVPMC:

Weighbridge data for ground truthing (Monthwise Data from September 2025 to February,2025), is enclosed as **Annexure-I**.

Swachata App Compliance-ATR, enclosed as **Annexure-II**.

Only Wet waste is processed through Composting.

No in-house processing of dry waste done in A&N Islands, however 18 Material Recovery Facilities (MRF) known as Dry Resource Centres for segregation & onward sending to Mainland facilities through authorised dealers/ vendors for onward processing.

For further treatment and recycling, the segregated dry waste must be transported to the mainland where appropriate processing facilities are available.

Additionally, certain waste streams may be utilized locally for beneficial purposes, such as in construction activities,

| | | | |
|------|--|-----------------------------|--|
| 4147 | | including road development. | |
|------|--|-----------------------------|--|

| <p>(A) (ii) Details of house hold collection, segregation, processing and disposal in an environmental friendly manner need to be discussed.</p> | <p>Details of household collection, segregation and processing, along with daily waste generation, processing capacity, gap in processing, and legacy waste (in tonnes per day) for each inhabited island and SVPMC shall be submitted with supporting documents.</p> <p><i>(Action by: RD&P, SVPMC, Dept. of E&F, Dept. of TW)</i></p> | <table border="1"> <thead> <tr> <th colspan="2">Urban Area:</th> </tr> <tr> <th>Component of Solid Waste Management</th> <th>Present Status</th> </tr> </thead> <tbody> <tr> <td>Household Collection</td> <td>Door-to-door collection of solid waste is being carried out daily from 46456 Households.</td> </tr> <tr> <td>Segregation at Source</td> <td>At present the source segregation of households comprises 65%, SVPMC is targeted to achieve 80% by the end of 2026. However, the secondary segregation is being carried out at Decentralized facilities of SVPMC.</td> </tr> <tr> <td>Processing facilities</td> <td>18 wet waste facilities and 11 dry waste facilities are setup to process the MSW collected by SVPMC.</td> </tr> <tr> <td>Storage & Transportation for final disposal</td> <td>Wet waste is processed to compost at wet waste facilities. The compost generated is utilized at parks majorly & sale to general public. Dry waste is processed at decentralized facilities, sorted, baled & stored at centres. Further these materials sent to mainland for onward recycling & onward management through authorized waste vendors to mainland facilities. At present 04 active vendors directly sending from all the facilities.</td> </tr> <tr> <td>Onsite waste processing</td> <td>395 households, 10 schools, 01 Hotel and 02 Parks- Managing total organic/wet waste of 520 Kg/day</td> </tr> <tr> <td>Public Awareness & Monitoring</td> <td>SVPMC initiated a waste segregation campaign in the name of #HaraGheela Sukha Neela.</td> </tr> <tr> <td>Overall Compliance</td> <td>Regular monitoring at Superintending Engineer, Secretary of SVPMC and at the level of Secretary, Commissioner & Chief Secretary, A&N Administration is being convened for actively pursuance & action.</td> </tr> </tbody> </table> | Urban Area: | | Component of Solid Waste Management | Present Status | Household Collection | Door-to-door collection of solid waste is being carried out daily from 46456 Households . | Segregation at Source | At present the source segregation of households comprises 65% , SVPMC is targeted to achieve 80% by the end of 2026. However, the secondary segregation is being carried out at Decentralized facilities of SVPMC. | Processing facilities | 18 wet waste facilities and 11 dry waste facilities are setup to process the MSW collected by SVPMC. | Storage & Transportation for final disposal | Wet waste is processed to compost at wet waste facilities. The compost generated is utilized at parks majorly & sale to general public. Dry waste is processed at decentralized facilities, sorted, baled & stored at centres. Further these materials sent to mainland for onward recycling & onward management through authorized waste vendors to mainland facilities. At present 04 active vendors directly sending from all the facilities. | Onsite waste processing | 395 households, 10 schools, 01 Hotel and 02 Parks- Managing total organic/wet waste of 520 Kg/day | Public Awareness & Monitoring | SVPMC initiated a waste segregation campaign in the name of #HaraGheela Sukha Neela. | Overall Compliance | Regular monitoring at Superintending Engineer, Secretary of SVPMC and at the level of Secretary, Commissioner & Chief Secretary, A&N Administration is being convened for actively pursuance & action. | |
|--|---|--|-------------|--|-------------------------------------|----------------|----------------------|--|-----------------------|---|-----------------------|---|---|---|-------------------------|--|-------------------------------|--|--------------------|--|--|
| | | Urban Area: | | | | | | | | | | | | | | | | | | | |
| Component of Solid Waste Management | Present Status | | | | | | | | | | | | | | | | | | | | |
| Household Collection | Door-to-door collection of solid waste is being carried out daily from 46456 Households . | | | | | | | | | | | | | | | | | | | | |
| Segregation at Source | At present the source segregation of households comprises 65% , SVPMC is targeted to achieve 80% by the end of 2026. However, the secondary segregation is being carried out at Decentralized facilities of SVPMC. | | | | | | | | | | | | | | | | | | | | |
| Processing facilities | 18 wet waste facilities and 11 dry waste facilities are setup to process the MSW collected by SVPMC. | | | | | | | | | | | | | | | | | | | | |
| Storage & Transportation for final disposal | Wet waste is processed to compost at wet waste facilities. The compost generated is utilized at parks majorly & sale to general public. Dry waste is processed at decentralized facilities, sorted, baled & stored at centres. Further these materials sent to mainland for onward recycling & onward management through authorized waste vendors to mainland facilities. At present 04 active vendors directly sending from all the facilities. | | | | | | | | | | | | | | | | | | | | |
| Onsite waste processing | 395 households, 10 schools, 01 Hotel and 02 Parks- Managing total organic/wet waste of 520 Kg/day | | | | | | | | | | | | | | | | | | | | |
| Public Awareness & Monitoring | SVPMC initiated a waste segregation campaign in the name of #HaraGheela Sukha Neela. | | | | | | | | | | | | | | | | | | | | |
| Overall Compliance | Regular monitoring at Superintending Engineer, Secretary of SVPMC and at the level of Secretary, Commissioner & Chief Secretary, A&N Administration is being convened for actively pursuance & action. | | | | | | | | | | | | | | | | | | | | |
| <p>Details to be furnished: Photos Documents of each plant, is enclosed as Annexure-III (A).</p> <p>For addressing the Waste management gap, a 30 TPD Integrated Dry & Wet waste management facility have been created which will be operational from June, 2026 Annexure-III (B)</p> <p>DRCs and MRF Operation and Management Tender Documents Annexure-III (C).</p> <p>3R Activities report, Awareness activities & Swachatta app promotion, Report in this connection is enclosed as Annexure-IV.</p> <p>Details of Vendors, transporting the waste from Sri Vijaya Puram to Mainland is enclosed as Annexure-V.</p> | | | | | | | | | | | | | | | | | | | | | |

| | | | |
|--|--|--|--|
| <p>(A) (iii) Collected Wet waste (about 32.0 TPD) is processed at individual household level and at Mechanical. Considering high rainfall, high moisture in atmosphere appropriate method be adopted to compost the wet waste.</p> | <p>Updated status of composting methods adopted for wet waste, as submitted earlier before the Hon'ble Tribunal, along with any new developments, shall be furnished. SVPKM and RD & PRI shall submit photographs of solid and liquid waste management facilities, including wet waste processing facilities, in order to respond to the query raised by the Hon'ble NGT regarding the continuity of composting activities during the rainy season.</p> <p><i>(Action by: SVPKM)</i></p> | <p>Rainy Season Measures: Collection and transportation of bio-degradable waste carried out in covered vehicles. All processing facilities/sheds are roof-covered to prevent disruption due to rain. A Standard Operating Procedure (SOP) is in place for effective management of wet/organic waste during the monsoon/rainy season. Increased moisture & humidity during rainy season prolongs composting duration. This is adjusted by adding carbon-rich materials such as shredded coconut peat, sawdust, dry leaves, & compost accelerators. Compost accelerators (Microbial inoculums/consortia) used in consultation with ICAR-CIARI in wet waste to accelerate decomposition & improve compost quality.</p> <p>Updated status required (SVPKM): <i>Sales/ Distribution of Compost</i>, is enclosed as Annexure-VI. <i>Compost quality test report</i> is enclosed as Annexure-VII, to improve the quality of Compost, support is taken from CIARI-ICAR.</p> | |
|--|--|--|--|

| <p>A) (v) The Legacy waste which was prominent at Brookshabad, has been reported to be remediated. While managing major components like bio- earth (21,932 Tonnes) and inerts (74,642 Tonnes), it should be ensured that proper utilisation is made to avoid dumping on coastal zone</p> | <p>Details of legacy waste remediation done in urban areas shall be disclosed, including management of major components such as bio-earth (21,932 tonnes) and inert (74,642 tonnes), ensuring proper utilisation and that no dumping is done in coastal zones.</p> <p><i>(Action by: SVPKM)</i></p> <p>The legacy waste action plan shall be prepared and submitted for timely approval and execution. Statement on Coastal Zone Improvement and Reduction of Dumping</p> <p><i>(Action by: SVPKM)</i></p> | <p>Urban: SVPKM has already completed the bioremediation work, ensured that the waste is not dumped in the coastal areas/ zones. Bioremediation of ~ 1Lakh MT legacy waste at Brookshabad, Sri Vijayapuram.</p> <p>Utilization/Disposal of Extracted Fractions:</p> <table border="1" data-bbox="846 597 1889 942"> <thead> <tr> <th>Material Type</th> <th>Quantity (Tonnes)</th> <th>Waste Composition (%)</th> <th>Utilization Method</th> </tr> </thead> <tbody> <tr> <td>Bio earth</td> <td>21,932</td> <td>22.1</td> <td>Utilized for non-agricultural plantation at municipal parks & green patches (covering 29.653 hectares) and issued to Panchayats for parks (non-cultivation purposes) at Calicut Gram Panchayat, South Andaman,</td> </tr> <tr> <td>Inerts & stones</td> <td>74,642</td> <td>75.33</td> <td>Reused for land reclamation at the plant site. Segregated and re-laid at the existing bio-remediated site for land reclamation (around 29,000 m2 area), as per the grid-planning at legacy waste site.</td> </tr> <tr> <td>RDF and others</td> <td>2,119.04</td> <td>2.138</td> <td>Transported to mainland for incineration at cement factories i.e., M/s Chettinad Cement, Tamil Nadu.</td> </tr> </tbody> </table> <p>All the remediated waste is being utilised & processed. No waste is dumped in any coastal zones/ areas, copy of declaration is enclosed as Annexure-VIII.</p> | Material Type | Quantity (Tonnes) | Waste Composition (%) | Utilization Method | Bio earth | 21,932 | 22.1 | Utilized for non-agricultural plantation at municipal parks & green patches (covering 29.653 hectares) and issued to Panchayats for parks (non-cultivation purposes) at Calicut Gram Panchayat, South Andaman, | Inerts & stones | 74,642 | 75.33 | Reused for land reclamation at the plant site. Segregated and re-laid at the existing bio-remediated site for land reclamation (around 29,000 m2 area), as per the grid-planning at legacy waste site. | RDF and others | 2,119.04 | 2.138 | Transported to mainland for incineration at cement factories i.e., M/s Chettinad Cement, Tamil Nadu. | |
|---|---|--|--|-------------------|-----------------------|--------------------|-----------|--------|------|--|-----------------|--------|-------|--|----------------|----------|-------|--|--|
| Material Type | Quantity (Tonnes) | Waste Composition (%) | Utilization Method | | | | | | | | | | | | | | | | |
| Bio earth | 21,932 | 22.1 | Utilized for non-agricultural plantation at municipal parks & green patches (covering 29.653 hectares) and issued to Panchayats for parks (non-cultivation purposes) at Calicut Gram Panchayat, South Andaman, | | | | | | | | | | | | | | | | |
| Inerts & stones | 74,642 | 75.33 | Reused for land reclamation at the plant site. Segregated and re-laid at the existing bio-remediated site for land reclamation (around 29,000 m2 area), as per the grid-planning at legacy waste site. | | | | | | | | | | | | | | | | |
| RDF and others | 2,119.04 | 2.138 | Transported to mainland for incineration at cement factories i.e., M/s Chettinad Cement, Tamil Nadu. | | | | | | | | | | | | | | | | |

| | | | |
|---|---|---|--|
| <p>A (vi) We find that large number of baling facilities are not in operation except at a few centres out of established 26 dry waste processing facilities. Under these conditions, dry waste may be getting stored posing constraints in shipment of waste to the main land. We direct to disclose the time-lines to rectify non- operating facilities and mechanism to be adopted to avert such situation.</p> | <p>All baling machines and other waste management equipment shall be repaired through local vendors (mechanical and hydraulic) within two weeks and compliance documents shall be submitted to ANPCC.</p> <p><i>(Action by: RD&P)</i></p> | <p>Not applicable to SVPKM. However, all the baling machines of SVPKM are operated by the outsourced vendors and currently in operational, declaration from all outsourced/ authorised vendors, is enclosed as Annexure-IX.</p> | |
|---|---|---|--|

4149 (vii) 11 locations like Chouldari, Ramnagar, Shore Point, Rampur, R K Pur, Netajinagar, Ramnagar and others also need to be remediated to ensure no legacy waste exists. In order to ensure that waste being generated at each island is processed on day-to-day basis and does not result in further addition to legacy waste, we direct the status to be disclosed in a Tabulated form on waste generation, waste processed, gap in waste processing and legacy waste in respect to each inhabited Island.

Details of legacy waste remediation done in rural areas shall be disclosed, including management of major components ensuring proper utilisation and that no dumping is done in coastal zones.

(Action by: RD&P)

Not applicable to SVP MC. However, the status of SVP MC at A(v) may be referred.

[B] Sewage management

(B) (i) Estimated sewage generation is 23.6 MLD (Black water - 10.083 MLD and Grey water 13.511 MLD) and Black water is managed at each household level by constructing Septic tanks and Soak pits. Details of household septic tank, soakpit and the final discharge of the grey water proposed for household connection and STP to be provided.

Details of daily sewage generation (black water and grey water separately), quantity processed and gap in processing for all 31 inhabited islands and SVP MC area shall be submitted.

Details of household septic tanks and soak pits in rural and urban areas shall also be provided.

(Action by: RD&P, SVP MC, Dept. of E&F, Dept. of TW & A&N Police)

Urban:

| Name of the concerned body | Sewage Generation (MLD) | Sewage Treated (MLD) | Gap in Treatment (MLD) | Action Plan |
|----------------------------|-------------------------|--|------------------------|---|
| Urban area | 23.6 | 7.78 through Onsite Sanitation System (septic tanks attached with soak pits) | 15.82 | <p>For Grey water management: In-situ end treatment wetland technology by Phytoremediation for 20 major drains across whole city for 25 MLD, designed and approved by the Board for an amount of Rs. 39.8 Cr. Tenders for all the drains have been floated & anticipated time of completion of work is August, 2026.</p> <p>For Black water management: 42 KLD FSTP installed at Brookshabad by SVP MC.</p> |

| Component | Quantity / Status | Present Management Practice |
|------------------------------------|-------------------------|--|
| Total Sewage Generation 23.6 ML | Black Water 7.78 MLD | Managed at household level (46456 HHs) through 46456 Household's septic tanks connected with soak pits |
| | Grey Water 15.82 MLD | Discharged through open drains; the sewerage project is in pipeline under the Andaman Public Works Department (APWD) under the Smart City Mission. |

Status of Faecal Sludge/ Septage Treatment & management:

| Name of the concerned body | Faecal sludge Generation (KLD) | Faecal Treated (KLD) | Gap in Treatment (KLD) | Treatment Capacity available (KLD) | Remarks |
|----------------------------|--------------------------------|----------------------|------------------------|------------------------------------|---------|
| | | | | | |

| | | | | | |
|------------|------|------|-----|------|---|
| Urban area | 29.5 | 29.5 | 0.0 | 42.0 | 42 KLD FSTP at Brookshabad. To cater to the city's needs, 07 desludging vehicles are operating (both SVPMC's & Pvt.). 60 KLD FSTP at Brookshabad is under construction, will be operational by June, 2026 |
|------------|------|------|-----|------|---|

The entire city's household comprising of 46,456 Households are covered in the FSTP design capacity. The processed sludge from the FSTP is converted into bio-solids/ bio-compost and utilized into co-composting. Under Smart city Mission, an additional capacity of 60KLD is being constructed as a additional back-up, to cater future demand and to address sub-urban (Rural areas) demand. Photographs enclosed as **Annexure-X**.

B) (ii) We direct that quantity of flow in each drain and their final termination/confluence point should be disclosed. The drains, if meant for draining out storm water, should not be intercepted in the long run and subjected to treatment including in-situ treatment. Attempts should be made to separate Grey water that can be treated from Storm water drains.

Proposals for setting up STPs and FSTPs for all inhabited islands (centralised/decentralised/cluster-based) shall be submitted along with a comprehensive action plan also the difficulties faced in tendering such as poor participation, high rates, repeated tender calls and geographical and climatic constraints like hilly terrain, heavy rainfall.

(Action by: RD&P, SVPMC & APWD)

Details of drains, quantity of flow in each drain, quantity of grey water discharged and their final outfall points shall be furnished by rural and urban development authorities.

(Action by: RD&P, SVPMC & APWD)

RD & PRI and APWD shall review & submit the signed committed timelines for tendering, installation and commissioning of the proposed Faecal Sludge Treatment Plant (FSTP) and provide revised timelines, if any.

Similarly, SVPMC and APWD shall submit timelines for the construction of sewerage systems or greywater treatment facilities, including stages of tendering, installation and commissioning.

(Action by: RD & PRI, SVPMC and APWD)

Details of major drains and their final termination, where the in-situ Nallah Treatment technology is proposed, is as follow:

| Drain Code | Drain Name | Peak Flow (MLD) | Lean Flow (MLD) | Avg. Daily Flow (MLD) | Final Termination |
|------------|--|-----------------|-----------------|-----------------------|-------------------|
| T1-1 | Haddo Jetty Road Drain | 0.991 | 0.455 | 0.517 | |
| T1-2 | Seashore Road Drain | 1.445 | 1.382 | 1.113 | |
| T1-5 | LIC Office Frontside Drain | 6.432 | 4.512 | 4.132 | |
| T1-8 | Dignabad Drain | 0.249 | 0.132 | 0.139 | |
| T1-9 | Kalyan Mandapam Drain | 1.616 | 1.513 | 1.228 | |
| T1-13 | Burning Ghat Drain | 1.100 | 0.904 | 0.774 | |
| T3-12 | Telugu Basti Drain | 1.331 | 0.968 | 0.872 | |
| T2-3 | Kali Mandir Drain | 0.225 | 0.164 | 0.148 | |
| T2-4 | — (Dry Drain) | Dry Drain | Dry Drain | Dry Drain | |
| T2-13 | Garcharama School Drain | 1.106 | 0.985 | 0.816 | |
| T2-8 | Hollow Block via Karan Trading Drain | 2.808 | 1.745 | 1.692 | |
| T2-9 | Jail Complex Pathrapur Drain | 0.855 | 0.510 | 0.505 | |
| T2-11 | Co-operative Colony to Mahindra Showroom Drain | 0.864 | 0.726 | 0.615 | |
| T3-1 | Corbyn's Cove Drain | 9.176 | 6.034 | 5.694 | |
| T3-2 | Junglighat Road / Vijay Baugh Drain | 2.497 | 1.046 | 1.251 | |
| T3-6 | RK Mission Drain | 1.935 | 0.985 | 1.057 | |

4151

B (iii) We also direct to disclose status of Black and Grey water management with Gaps in management in respect of each island. Status of Natural/ Storm Water Drains receiving Black/ Grey water should also be disclosed.

| | | | | | |
|-------|------------------------|--------------|---------------|---------------|--|
| T3-8 | Mazar Pahad Drain | 0.890 | 0.467 | 0.493 | |
| T3-11 | Uma Bakery Drain | 1.452 | 0.441 | 0.644 | |
| T3-5 | Fisherman Colony Drain | 0.795 | 0.432 | 0.448 | |
| | Total | 35.76 | 23.401 | 22.138 | |
| | | 7 | | | |

| Dept. | Total sewage/ wastewater generation (KLD) (A) | | | Processed (KLD) (B) | | | Gap (KLD) (A-B) | | |
|-------|---|---------------|-------------|---------------------|------------|-------|-----------------|------------|-------|
| | Total* | Black water** | Grey water# | Black water | Grey water | Total | Black water | Grey water | Total |
| | 1 | 2 | 3 | 4 | 5 | (4+5) | (2-4) | (3-5) | (1-6) |
| SVPMC | 23600 | 7780 | 15820 | 7780 | 0 | 7780 | 0 | 15820 | 15820 |

RING FENCED EXPENDITURE

C (i) In the present report, there is no disclosure on opening and maintaining single dedicated Ring-Fenced account and expenditures incurred from that account.

For the creation of Single Ring-Fenced Account as per the Order, file may be put up for the approval of Competent Authority

The proposal is with Finance Dept. of A&N Administration.

C (ii) Next report should disclose allocations made in respect of each island for management of sewage and solid waste management and firming out facilities required, executing agencies and timelines for completion

All departments shall furnish details of funds allocated for each island towards sewage and solid waste management, along with action plans specifying the required facilities, executing agencies and timelines for completion, in compliance with the directions of the Hon'ble NGT.

(Action by: All concerned departments)

| Sl.No. | Name of the Ward | Type of facilities | Name of the Bank | Account No. | Fund Received during the FY 2024-25 | Expenditure during the FY 2024-25 |
|--|------------------|--------------------|------------------|-------------|-------------------------------------|-----------------------------------|
| Details attached and is enclosed as Annexure-XI . | | | | | | |

EXECUTIVE ENGINEER (WORKS-III, SWM)
SRI VIJAYA PURAM MUNICIPAL COUNCIL

SOLID WASTE MANAGEMENT

Urban Area:

SVPMC month-wise waste generation (Sept 2025 to Dec 2025):

| Month | Sept 2025 (TPD) | Oct. 2025 (TPD) | Nov. 2025 (TPD) | Dec. 2025 (TPD) | Jan.2026 (TPD) | Feb.2026 (TPD) | Avg. TPD (TPD) |
|--------------------|--------------------|--------------------|--------------------|--------------------|-------------------|-------------------|-------------------|
| Dry | 31.75 | 30.62 | 32.36 | 28.27 | 28.19 | 30.93 | 30.35 |
| Wet | 39.02 | 37.64 | 39.78 | 34.75 | 34.64 | 38.01 | 37.34 |
| DHW & Sanitary | 0.22 | 0.21 | 0.23 | 0.20 | 0.19 | 0.21 | 0.21 |
| Inert/Reject | 3.61 | 3.49 | 3.68 | 3.22 | 3.21 | 3.52 | 3.46 |
| Total Waste | 74.59 | 71.95 | 76.03 | 66.42 | 66.23 | 72.67 | 71.36 |

Details of present waste management system (generation, capacity, processing & gap):

| Waste type | Avg. waste Composition (%) | Avg. waste generation (Sept 25 to Feb 26) (TPD) | Waste processing Capacity (TPD) | Waste processed (TPD) | Waste processing Gap (TPD) |
|----------------|-------------------------------|--|---------------------------------------|-----------------------------|----------------------------------|
| Dry | 42.57 | 30.35 | 23 | 23 | 7.35 |
| Wet | 52.32 | 37.34 | 32.5 | 32.5 | 4.84 |
| DHW & Sanitary | 0.31 | 0.21 | 0.5 | 0.21 | 0 |
| Inert/Reject | 4.85 | 3.46 | - | - | 3.46 |
| Total | 100 | 71.36 | 56 | 55.71 | 15.65 |


 SOCSVPMC
 Sanitary Officer
 Municipal Council
 Sri Vijaya Puram

Month Of September 2025

(The Data has been collected from SVPWC Weighing Bridge)

| Date | Total | dry | wet | hazardous | inert |
|----------------------|---------|--------|---------|-----------|--------|
| 09-01-2025 | 80309 | 34180 | 42010 | 233 | 3887 |
| 09-02-2025 | 79944 | 34024 | 41819 | 232 | 3869 |
| 09-03-2025 | 75444 | 32109 | 39465 | 219 | 3651 |
| 09-04-2025 | 80044 | 34067 | 41871 | 232 | 3874 |
| 09-05-2025 | 85944 | 36578 | 44957 | 249 | 4160 |
| 09-06-2025 | 35944 | 15298 | 18802 | 104 | 1740 |
| 09-07-2025 | 75894 | 32300 | 39700 | 220 | 3673 |
| 09-08-2025 | 83994 | 35748 | 43937 | 244 | 4065 |
| 09-09-2025 | 76349 | 32494 | 39938 | 221 | 3695 |
| 09-10-2025 | 83539 | 35554 | 43699 | 242 | 4043 |
| 09-11-2025 | 74884 | 31871 | 39172 | 217 | 3624 |
| 09-12-2025 | 85004 | 36178 | 44466 | 247 | 4114 |
| 09-13-2025 | 43944 | 18703 | 22987 | 127 | 2127 |
| 09-14-2025 | 73908 | 31455 | 38661 | 214 | 3577 |
| 09-15-2025 | 82964 | 35309 | 43398 | 241 | 4015 |
| 09-16-2025 | 72864 | 31011 | 38115 | 211 | 3527 |
| 09-17-2025 | 87024 | 37037 | 45522 | 252 | 4212 |
| 09-18-2025 | 71854 | 30581 | 37587 | 208 | 3478 |
| 09-19-2025 | 88034 | 37467 | 46051 | 255 | 4261 |
| 09-20-2025 | 37161 | 15816 | 19439 | 108 | 1799 |
| 09-21-2025 | 73894 | 31449 | 38654 | 214 | 3576 |
| 09-22-2025 | 85994 | 36599 | 44983 | 249 | 4162 |
| 09-23-2025 | 75854 | 32283 | 39679 | 220 | 3671 |
| 09-24-2025 | 84034 | 35765 | 43958 | 244 | 4067 |
| 09-25-2025 | 70884 | 30168 | 37079 | 206 | 3431 |
| 09-26-2025 | 79944 | 34024 | 41819 | 232 | 3869 |
| 09-27-2025 | 42944 | 18277 | 22464 | 125 | 2078 |
| 09-28-2025 | 89004 | 37880 | 46558 | 258 | 4308 |
| 09-29-2025 | 76544 | 32577 | 40040 | 222 | 3705 |
| 09-30-2025 | 83444 | 35514 | 43650 | 242 | 4039 |
| Total waste in Kg | 2237586 | 952317 | 1170481 | 6489 | 108299 |
| Avg TDP | 74.59 | 31.75 | 39.02 | 0.22 | 3.61 |


 Sanitary Officer
 Municipal Council
 Sri Vijaya Puram

Month Of October 2025

(The Data has been collected from SVPKM Weighing Bridge)

| Date | Total | dry | wet | hazardous | inert |
|----------------------|---------|--------|---------|-----------|--------|
| 10-01-2025 | 77439 | 32958 | 40508 | 225 | 3748 |
| 10-02-2025 | 77074 | 32803 | 40317 | 224 | 3730 |
| 10-03-2025 | 72574 | 30887 | 37963 | 210 | 3513 |
| 10-04-2025 | 77074 | 32803 | 40317 | 224 | 3730 |
| 10-05-2025 | 83074 | 35356 | 43456 | 241 | 4021 |
| 10-06-2025 | 33074 | 14076 | 17301 | 96 | 1601 |
| 10-07-2025 | 73024 | 31079 | 38199 | 212 | 3534 |
| 10-08-2025 | 81124 | 34526 | 42436 | 235 | 3926 |
| 10-09-2025 | 73479 | 31273 | 38437 | 213 | 3556 |
| 10-10-2025 | 80669 | 34333 | 42198 | 234 | 3904 |
| 10-11-2025 | 72014 | 30649 | 37671 | 209 | 3485 |
| 10-12-2025 | 82134 | 34956 | 42964 | 238 | 3975 |
| 10-13-2025 | 41074 | 17481 | 21486 | 119 | 1988 |
| 10-14-2025 | 71038 | 30234 | 37160 | 206 | 3438 |
| 10-15-2025 | 80094 | 34088 | 41897 | 232 | 3877 |
| 10-16-2025 | 69994 | 29789 | 36614 | 203 | 3388 |
| 10-17-2025 | 84154 | 35816 | 44021 | 244 | 4073 |
| 10-18-2025 | 68984 | 29360 | 36086 | 200 | 3339 |
| 10-19-2025 | 85164 | 36246 | 44549 | 247 | 4122 |
| 10-20-2025 | 34074 | 14502 | 17824 | 99 | 1649 |
| 10-21-2025 | 71024 | 30228 | 37153 | 206 | 3438 |
| 10-22-2025 | 83124 | 35378 | 43482 | 241 | 4023 |
| 10-23-2025 | 72984 | 31062 | 38178 | 212 | 3532 |
| 10-24-2025 | 81164 | 34543 | 42457 | 235 | 3928 |
| 10-25-2025 | 68657 | 29220 | 35914 | 199 | 3323 |
| 10-26-2025 | 77074 | 32803 | 40317 | 224 | 3730 |
| 10-27-2025 | 40074 | 17055 | 20963 | 116 | 1940 |
| 10-28-2025 | 86134 | 36659 | 45057 | 250 | 4169 |
| 10-29-2025 | 73574 | 31313 | 38487 | 213 | 3561 |
| 10-30-2025 | 80574 | 34292 | 42148 | 234 | 3900 |
| 10-31-2025 | 78574 | 33441 | 41102 | 228 | 3803 |
| Total waste in Kg | 2230286 | 949210 | 1166663 | 6468 | 107946 |
| Avg TDP | 71.95 | 30.62 | 37.64 | 0.21 | 3.49 |


 Sanitary Officer
 Municipal Council
 Sri Vijaya Puram

Month Of November 2025

(The Data has been collected from SVPKM Weighing Bridge)

| Date | Total | dry | wet | hazardous | inert |
|-------------------|---------|--------|---------|-----------|--------|
| 11-01-2025 | 81749 | 34792 | 42763 | 237 | 3957 |
| 11-02-2025 | 81384 | 34637 | 42572 | 236 | 3939 |
| 11-03-2025 | 76884 | 32722 | 40218 | 223 | 3721 |
| 11-04-2025 | 81484 | 34680 | 42624 | 236 | 3944 |
| 11-05-2025 | 87384 | 37191 | 45711 | 253 | 4229 |
| 11-06-2025 | 37384 | 15911 | 19556 | 108 | 1809 |
| 11-07-2025 | 77334 | 32913 | 40453 | 224 | 3743 |
| 11-08-2025 | 85434 | 36361 | 44691 | 248 | 4135 |
| 11-09-2025 | 77789 | 33107 | 40691 | 226 | 3765 |
| 11-10-2025 | 84979 | 36167 | 44453 | 246 | 4113 |
| 11-11-2025 | 76324 | 32483 | 39925 | 221 | 3694 |
| 11-12-2025 | 86444 | 36791 | 45219 | 251 | 4184 |
| 11-13-2025 | 45384 | 19315 | 23740 | 132 | 2197 |
| 11-14-2025 | 75348 | 32068 | 39415 | 219 | 3647 |
| 11-15-2025 | 84404 | 35922 | 44152 | 245 | 4085 |
| 11-16-2025 | 74304 | 31624 | 38868 | 215 | 3596 |
| 11-17-2025 | 88464 | 37650 | 46276 | 257 | 4282 |
| 11-18-2025 | 73294 | 31194 | 38340 | 213 | 3547 |
| 11-19-2025 | 89474 | 38080 | 46804 | 259 | 4331 |
| 11-20-2025 | 38601 | 16429 | 20192 | 112 | 1868 |
| 11-21-2025 | 75419 | 32098 | 39452 | 219 | 3650 |
| 11-22-2025 | 87434 | 37212 | 45737 | 254 | 4232 |
| 11-23-2025 | 77294 | 32896 | 40432 | 224 | 3741 |
| 11-24-2025 | 85474 | 36378 | 44711 | 248 | 4137 |
| 11-25-2025 | 72324 | 30781 | 37833 | 210 | 3500 |
| 11-26-2025 | 81384 | 34637 | 42572 | 236 | 3939 |
| 11-27-2025 | 44384 | 18890 | 23217 | 129 | 2148 |
| 11-28-2025 | 90444 | 38493 | 47311 | 262 | 4377 |
| 11-29-2025 | 77984 | 33190 | 40793 | 226 | 3774 |
| 11-30-2025 | 84884 | 36127 | 44403 | 246 | 4108 |
| | | | | | |
| Total waste in Kg | 2280871 | 970739 | 1193124 | 6615 | 110394 |
| Avg TDP | 76.03 | 32.36 | 39.78 | 0.23 | 3.68 |


 Sanitary Officer
 Municipal Council
 Sri Vijaya Puram

Month Of December 2025

(The Data has been collected from SVPKM Weighing Bridge)

| Date | Total | dry | wet | hazardous | inert |
|----------------------|--------------|--------------|--------------|-------------|-------------|
| 12-01-2025 | 71908 | 30604 | 37615 | 209 | 3480 |
| 12-02-2025 | 71543 | 30449 | 37424 | 207 | 3463 |
| 12-03-2025 | 67043 | 28534 | 35070 | 194 | 3245 |
| 12-04-2025 | 71543 | 30449 | 37424 | 207 | 3463 |
| 12-05-2025 | 77543 | 33002 | 40563 | 225 | 3753 |
| 12-06-2025 | 27543 | 11722 | 14408 | 80 | 1333 |
| 12-07-2025 | 67493 | 28725 | 35306 | 196 | 3267 |
| 12-08-2025 | 75593 | 32172 | 39543 | 219 | 3659 |
| 12-09-2025 | 67948 | 28919 | 35544 | 197 | 3289 |
| 12-10-2025 | 75138 | 31979 | 39305 | 218 | 3637 |
| 12-11-2025 | 66483 | 28295 | 34777 | 193 | 3218 |
| 12-12-2025 | 76603 | 32602 | 40071 | 222 | 3708 |
| 12-13-2025 | 35543 | 15127 | 18593 | 103 | 1720 |
| 12-14-2025 | 65507 | 27880 | 34267 | 190 | 3171 |
| 12-15-2025 | 74563 | 31734 | 39004 | 216 | 3609 |
| 12-16-2025 | 64463 | 27435 | 33721 | 187 | 3120 |
| 12-17-2025 | 78623 | 33462 | 41128 | 228 | 3805 |
| 12-18-2025 | 63453 | 27006 | 33192 | 184 | 3071 |
| 12-19-2025 | 79633 | 33892 | 41656 | 231 | 3854 |
| 12-20-2025 | 28543 | 12148 | 14931 | 83 | 1381 |
| 12-21-2025 | 65493 | 27874 | 34259 | 190 | 3170 |
| 12-22-2025 | 77593 | 33024 | 40589 | 225 | 3756 |
| 12-23-2025 | 67453 | 28708 | 35285 | 196 | 3265 |
| 12-24-2025 | 75633 | 32189 | 39564 | 219 | 3661 |
| 12-25-2025 | 63126 | 26866 | 33021 | 183 | 3055 |
| 12-26-2025 | 71543 | 30449 | 37424 | 207 | 3463 |
| 12-27-2025 | 34519 | 14691 | 18057 | 100 | 1671 |
| 12-28-2025 | 80603 | 34305 | 42163 | 234 | 3901 |
| 12-29-2025 | 68043 | 28959 | 35593 | 197 | 3293 |
| 12-30-2025 | 75043 | 31938 | 39255 | 218 | 3632 |
| 12-31-2025 | 73043 | 31087 | 38209 | 212 | 3535 |
| Total waste in Kg | 2058801 | 876226 | 1076959 | 5971 | 99646 |
| Avg TDP | 66.42 | 28.27 | 34.75 | 0.20 | 3.22 |


 Sanitary Officer
 Municipal Council
 Sri Vijaya Puram

Month Of January 2026

(The Data has been collected from SVPKM Weighing Bridge)

| Date | Total | dry | wet | hazardous | inert |
|----------------------|-----------|--------|---------|-----------|-------|
| 01-01-2026 | 71722 | 30525 | 37518 | 208 | 3471 |
| 01-02-2026 | 71357 | 30370 | 37327 | 207 | 3454 |
| 01-03-2026 | 66857 | 28454 | 34973 | 194 | 3236 |
| 01-04-2026 | 71357 | 30370 | 37327 | 207 | 3454 |
| 01-05-2026 | 77357 | 32923 | 40465 | 224 | 3744 |
| 01-06-2026 | 27357 | 11643 | 14310 | 79 | 1324 |
| 01-07-2026 | 67307 | 28646 | 35208 | 195 | 3258 |
| 01-08-2026 | 75407 | 32093 | 39445 | 219 | 3650 |
| 01-09-2026 | 67762 | 28840 | 35446 | 197 | 3280 |
| 01-10-2026 | 74952 | 31900 | 39207 | 217 | 3628 |
| 01-11-2026 | 66297 | 28216 | 34680 | 192 | 3209 |
| 01-12-2026 | 76417 | 32523 | 39974 | 222 | 3699 |
| 01-13-2026 | 35357 | 15048 | 18495 | 103 | 1711 |
| 01-14-2026 | 65321 | 27801 | 34169 | 189 | 3162 |
| 01-15-2026 | 74377 | 31655 | 38907 | 216 | 3600 |
| 01-16-2026 | 64277 | 27356 | 33623 | 186 | 3111 |
| 01-17-2026 | 78437 | 33383 | 41030 | 227 | 3796 |
| 01-18-2026 | 63267 | 26926 | 33095 | 183 | 3062 |
| 01-19-2026 | 79447 | 33813 | 41559 | 230 | 3845 |
| 01-20-2026 | 28357 | 12069 | 14834 | 82 | 1372 |
| 01-21-2026 | 65307 | 27795 | 34162 | 189 | 3161 |
| 01-22-2026 | 77407 | 32944 | 40492 | 224 | 3746 |
| 01-23-2026 | 67267 | 28629 | 35187 | 195 | 3256 |
| 01-24-2026 | 75447 | 32110 | 39466 | 219 | 3652 |
| 01-25-2026 | 62940 | 26787 | 32924 | 183 | 3046 |
| 01-26-2026 | 71357 | 30370 | 37327 | 207 | 3454 |
| 01-27-2026 | 34333 | 14612 | 17960 | 100 | 1662 |
| 01-28-2026 | 80417 | 34225 | 42066 | 233 | 3892 |
| 01-29-2026 | 67857 | 28880 | 35496 | 197 | 3284 |
| 01-30-2026 | 74857 | 31859 | 39158 | 217 | 3623 |
| 01-31-2026 | 72837.8 | 31000 | 38101 | 211 | 3525 |
| Total waste in Kg | 2053015.8 | 873764 | 1073933 | 5954 | 99366 |
| Avg TDP | 66.23 | 28.19 | 34.64 | 0.19 | 3.21 |


 Sanitary Officer
 Municipal Council
 Sri Vijaya Puram


Month Of February 2026

(The Data has been collected from SVPMC Weighing Bridge)

| Date | Total | dry | wet | hazardous | inert |
|-------------------|---------|--------|---------|-----------|-------|
| 02-01-2026 | 78778 | 33528 | 41209 | 228 | 3813 |
| 02-02-2026 | 78413 | 33373 | 41018 | 227 | 3795 |
| 02-03-2026 | 73913 | 31457 | 38664 | 214 | 3577 |
| 02-04-2026 | 78413 | 33373 | 41018 | 227 | 3795 |
| 02-05-2026 | 84413 | 35926 | 44156 | 245 | 4086 |
| 02-06-2026 | 34413 | 14646 | 18001 | 100 | 1666 |
| 02-07-2026 | 74363 | 31649 | 38899 | 216 | 3599 |
| 02-08-2026 | 82463 | 35096 | 43136 | 239 | 3991 |
| 02-09-2026 | 74818 | 31843 | 39137 | 217 | 3621 |
| 02-10-2026 | 82008 | 34903 | 42898 | 238 | 3969 |
| 02-11-2026 | 73353 | 31219 | 38371 | 213 | 3550 |
| 02-12-2026 | 83473 | 35526 | 43665 | 242 | 4040 |
| 02-13-2026 | 42413 | 18051 | 22186 | 123 | 2053 |
| 02-14-2026 | 72377 | 30804 | 37860 | 210 | 3503 |
| 02-15-2026 | 81433 | 34658 | 42598 | 236 | 3941 |
| 02-16-2026 | 71333 | 30359 | 37314 | 207 | 3453 |
| 02-17-2026 | 85493 | 36386 | 44721 | 248 | 4138 |
| 02-18-2026 | 70323 | 29929 | 36786 | 204 | 3404 |
| 02-19-2026 | 86503 | 36816 | 45250 | 251 | 4187 |
| 02-20-2026 | 35413 | 15072 | 18525 | 103 | 1714 |
| 02-21-2026 | 73475 | 31271 | 38435 | 213 | 3556 |
| 02-22-2026 | 84463 | 35947 | 44183 | 245 | 4088 |
| 02-23-2026 | 74323 | 31632 | 38878 | 216 | 3597 |
| 02-24-2026 | 82503 | 35113 | 43157 | 239 | 3993 |
| 02-25-2026 | 68896 | 29322 | 36039 | 200 | 3335 |
| 02-26-2026 | 78413 | 33373 | 41018 | 227 | 3795 |
| 02-27-2026 | 41389 | 17615 | 21651 | 120 | 2003 |
| 02-28-2026 | 87478 | 37231 | 45760 | 254 | 4234 |
| Total waste in Kg | 2035049 | 866117 | 1064534 | 5902 | 98496 |
| Avg TDP | 72.67 | 30.93 | 38.01 | 0.21 | 3.52 |


 Sanitary Officer
 Municipal Council
 Sri Vijaya Puram.

4159



Andaman and
Nicobar Islands
Tenders

Government eProcurement System

Tender Details

Date : 02-Apr-2026 04:14 PM

Print

Basic Details

| | | | |
|---|--|--|-------|
| Organisation Chain | Port Blair Municipal Council EE - III | | |
| Tender Reference Number | 01/NIT/EE-III/SWM/MC/2026-27 | | |
| Tender ID | 2026_PMBC_22594_1 | Withdrawal Allowed | Yes |
| Tender Type | Open Tender | Form of contract | Works |
| Tender Category | Works | No. of Covers | 2 |
| General Technical Evaluation Allowed | No | ItemWise Technical Evaluation Allowed | No |
| Payment Mode | Offline | Is Multi Currency Allowed For BOQ | No |
| Is Multi Currency Allowed For Fee | No | Allow Two Stage Bidding | No |

Payment Instruments

| Offline | S.No | Instrument Type |
|---------|------|-----------------|
| | 1 | DD |
| | 2 | BG |
| | 3 | BC |

Cover Details, No. Of Covers - 2

| Cover No | Cover | Document Type | Description |
|----------|-----------------------|---------------|--|
| 1 | Fee/PreQual/Technical | .pdf | Mandatory Document Checklist - Refer Tender document and submit the details. |
| | | .pdf | Annexures - Refer Tender document and furnish the details. |
| 2 | Finance | .xls | Price Bid /BOQ |

Tender Fee Details, [Total Fee in ₹ * - 5,000]

| | | | | | |
|-------------------------------------|-------|-----------------------|---|-----------------------|------------------|
| Tender Fee in ₹ | 5,000 | Fee Payable To | The Executive Engineer-III (Works), SVP/PMC | Fee Payable At | Sri Vijaya Puram |
| Tender Fee Exemption Allowed | No | | | | |

EMD Fee Details

| | | | |
|------------------------|---|------------------------------|------------------|
| EMD Amount in ₹ | 1,91,300 | EMD Exemption Allowed | No |
| EMD Fee Type | fixed | EMD Percentage | NA |
| EMD Payable To | The Executive Engineer-III (Works), SVP/PMC | EMD Payable At | Sri Vijaya Puram |

[Click to view modification history](#)
Work /Item(s)

| | | | | | |
|---|---|---------------------------|------------------------|------------------------------|----------------|
| Title | OPERATION, MAINTENANCE AND MANAGEMENT OF DRY RESOURCE CENTRE (DRC) AND MATERIAL RECOVERY FACILITY (MRF) | | | | |
| Work Description | OPERATION, MAINTENANCE AND MANAGEMENT OF DRY RESOURCE CENTRE (DRC) AND MATERIAL RECOVERY FACILITY (MRF) | | | | |
| Pre Qualification Details | Please refer Tender documents. | | | | |
| Independent External Monitor/Remarks | NA | | | | |
| Show Tender Value in Public Domain | No | | | | |
| Tender Value in ₹ | 95,63,850 | Product Category | Solid Waste Management | Sub category | NA |
| Contract Type | Tender | Bid Validity(Days) | 120 | Period Of Work(Days) | 1825 |
| Location | SVP/PMC Jurisdiction | Pincode | 744101 | Pre Bid Meeting Place | Indira Bhawan, |

| | | | | | |
|--------------------------------|---|----------------------------------|----------------------|--------------------------|--|
| Pre Bid Meeting Address | Office of the Superintending Engineer, SVPMC, Sri Vijayapuram | Pre Bid Meeting Date | 10-Apr-2026 10:00 AM | Bid Opening Place | SVPMC Shadipur, Sri Vijaya Puram-744106 |
| Should Allow NDA Tender | No | Allow Preferential Bidder | No | | |

Critical Dates

| | | | |
|--|----------------------|--|----------------------|
| Publish Date | 02-Apr-2026 04:30 PM | Bid Opening Date | 20-Apr-2026 04:00 PM |
| Document Download / Sale Start Date | 02-Apr-2026 04:30 PM | Document Download / Sale End Date | 20-Apr-2026 03:00 PM |
| Clarification Start Date | 02-Apr-2026 04:30 PM | Clarification End Date | 13-Apr-2026 05:00 PM |
| Bid Submission Start Date | 02-Apr-2026 04:30 PM | Bid Submission End Date | 20-Apr-2026 03:00 PM |

Tender Documents

| NIT Document | S.No | Document Name | Description | Document Size (in KB) |
|---------------------|-------------|----------------------|--------------------|------------------------------|
| | 1 | Tendernotice_1.pdf | Tender Notice | 398.26 |

| Work Item Documents | S.No | Document Type | Document Name | Description | Document Size (in KB) |
|----------------------------|-------------|----------------------|----------------------|--------------------|------------------------------|
| | 1 | Tender Documents | TenderDocument.pdf | Tender Document | 5398.53 |
| | 2 | BOQ | BOQ_23942.xls | Price Bid | 300.50 |

Bid Openers List

| S.No | Bid Opener Login Id | Bid Opener Name | Certificate Name |
|-------------|----------------------------|------------------------|-------------------------|
| 1. | jepsondaniel04@gmail.com | JEPSON DANIEL | JEPSON DANIEL |
| 2. | aschadadi2008@gmail.com | Asha Shekhar | ASHA SHEKHAR |
| 3. | probir.nag10@gmail.com | PROBIR NAG | PROBIR NAG |
| 4. | ee3pbmc@gmail.com | avinash kumar singh | AVINASH KUMAR SINGH |

Tender Properties

| | | | |
|--|--------|---|-----------------------|
| Auto Tendering Process allowed | No | Show Technical bid status | Yes |
| Show Finance bid status | Yes | Stage to disclose Bid Details in Public Domain | Technical Bid Opening |
| BoQ Comparative Chart model | Normal | BoQ Compative chart decimal places | 2 |
| BoQ Comparative Chart Rank Type | H | Form Based BoQ | No |

Tender Inviting Authority

| | |
|----------------|--|
| Name | The Executive Engineer-III (Works), SVPMC |
| Address | The Executive Engineer-III (Works), SVPMC, Shadipur, Sri Vijaya Puram-744106 |

Tender Creator Details

| | |
|---------------------|----------------------|
| Created By | avinash kumar singh |
| Designation | executive engineer |
| Created Date | 02-Apr-2026 03:34 PM |

4161

SRI VIJAYA PURAM MUNICIPAL COUNCIL (SVPMC)

Office of the Executive Engineer (Works & SWM)
Shadipur, Sri Vijaya Puram, South Andaman, A&N Islands

TENDER DOCUMENT**FOR****OPERATION, MAINTENANCE AND MANAGEMENT OF DRY RESOURCE CENTRE (DRC) AND MATERIAL RECOVERY FACILITY (MRF)**

Including Segregation, Processing of Wet Waste and Transportation of Dry Waste to Mainland India

| | |
|-----------------------------|---------------------------------------|
| Tender Reference No. | SVPMC/EE-SWM/DRC/2026-27 |
| Date of Issue | 02-03-2026 |
| Date of Publication | 11-03-2026 |
| Bid Validity Period | 120 Days from Last Date of Submission |
| Contract Period | 5 Years (Extendable) |
| Tender Mode | Online e-Tender (Two-Bid System) |

*This document is the property of SVPMC.
Reproduction or transmission without prior written approval is strictly prohibited.*

TABLE OF CONTENTS

| SECTION / ANNEXURE | PAGE |
|---|------|
| Notice to Bidders | 3 |
| Section 1 – Tender Overview & Key Dates | 4 |
| Section 2 – Project Background & Objectives | 5 |
| Section 3 – Scope of Work | 6 |
| Section 4 – Eligibility & Technical Criteria | 8 |
| Section 5 – Bid Submission Guidelines | 9 |
| Section 6 – Evaluation & Selection Methodology | 10 |
| Section 7 – Contract Terms and Conditions | 12 |
| Section 8 – General Conditions | 14 |
| Section 9 – List of Annexures | 15 |
| Section 10 – Contact Information | 15 |
| Annexure I – Scope of Work, Equipment Schedule & Performance Benchmarks | 16 |
| Annexure II – Technical Bid Format & Mandatory Document Checklist | 17 |
| Annexure III – Financial Bid (BOQ) / Royalty-Revenue Share Format | 19 |
| Annexure IV – Non-Blacklisting / Non-Debarment Affidavit | 21 |
| Annexure V – Performance Bank Guarantee (PBG) Format | 22 |
| Annexure VI – Monthly Material Balance Sheet Format | 23 |

IMPORTANT NOTICE TO BIDDERS**⚠ MANDATORY READING**

Bidders are advised to read this entire Tender Document carefully before submitting their bids. Submission of a bid shall be construed as acceptance of all terms and conditions herein. Any bid that does not conform to the requirements may be summarily rejected without notice. SVPVC reserves the right to accept or reject any or all bids without assigning any reason.

1. Bidders must submit their bids exclusively through the Andaman & Nicobar Administration e-Procurement Portal. Physical bids shall not be accepted under any circumstances.
2. The Earnest Money Deposit (EMD) and Tender Fee Demand Drafts must be physically submitted to the SVPVC office within one (1) week of tender opening. Bids for which physical EMD has not been received by the due date shall be rejected.
3. Bids must remain valid for a period of 120 (one hundred and twenty) days from the last date of submission. Withdrawal or modification of bids during the validity period is not permitted.
4. Any attempt by a bidder to canvass, lobby, or unduly influence any SVPVC official shall result in immediate disqualification.
5. All documents submitted must be self-attested. SVPVC reserves the right to verify authenticity directly with the issuing authority.
6. Pre-Bid queries must be submitted in writing (email / registered post) before the notified Pre-Bid Meeting date. Queries received after the prescribed date will not be entertained.
7. SVPVC does not bind itself to accept the highest or any bid and reserves the right to cancel or annul the tender process at any stage without liability.

SECTION 1: TENDER OVERVIEW

1.1 General Information

| | |
|--------------------------------|--|
| Project Name | Operation, Maintenance and Management of Dry Resource Centre (DRC) and Material Recovery Facility (MRF) including Segregation, Processing of Wet Waste and Transportation of Dry Waste to Mainland India |
| Tendering Organisation | Sri Vijaya Puram Municipal Council (SVPMC), South Andaman, Andaman & Nicobar Islands |
| Issuing Authority | Executive Engineer (Works & SWM), SVPMC |
| Tender Reference No. | SVPMC/EE-SWM/DRC/2026-27 |
| Tender Mode | Online e-Tender – Andaman & Nicobar Administration e-Procurement Portal |
| Bid System | Two-Bid System: (i) Technical Bid (ii) Financial Bid |
| Contract Period | Three (03) Years, extendable on satisfactory performance |
| Applicable Legislation | SWM Rules 2016; Plastic Waste Management Rules 2022; CPCB/ANPCC Norms; Environment Protection Act, 1986 |
| Estimated Waste Quantum | Approximately 70 Tonnes Per Day (TPD) – Dry & Wet Waste Combined |

1.2 Key Dates and Deadlines

| Event / Milestone | Date / Details |
|---------------------------------------|---|
| Date of Tender Publication | 11-03-2026 |
| Last Date for Submission of Queries | To be notified on e-Portal |
| Pre-Bid Meeting | To be notified on e-Portal |
| Last Date for Bid Submission | As per e-Portal schedule |
| Opening of Technical Bids | Notified on e-Portal |
| Opening of Financial Bids | After technical qualification |
| Bid Validity Period | 120 Days from Last Date of Submission |
| Performance Bank Guarantee Submission | Within 15 Days of issuance of LoA |
| Contract Period | Three (03) Years, extendable on performance |

SECTION 2: PROJECT BACKGROUND AND OBJECTIVES

2.1 Background

The Sri Vijaya Puram Municipal Council (SVPMC) is the statutory municipal body responsible for Solid Waste Management (SWM) in Sri Vijaya Puram (formerly Port Blair), South Andaman. In fulfilment of its obligations under the Solid Waste Management Rules, 2016, and allied legislation, SVPMC operates a system of door-to-door waste collection and Source Level Resource Management (SLRM) centres throughout its jurisdiction.

Approximately 70 Tonnes per Day (TPD) of mixed waste – comprising plastics, paper, cardboard, glass, metals, textiles, thermocol, coconut shell and biodegradable wet waste – is currently generated within the municipal area. Given the island's unique geographical constraints and the absence of large-scale local recycling infrastructure, this waste must be scientifically processed, baled, and transported to authorised recyclers in Mainland India.

2.2 Project Objective

To appoint a qualified, experienced, and financially capable agency for the Gate-to-Grave management of dry and wet waste delivered to the DRC/MRF, with the overarching goals of:

- Maximising resource recovery from all categories of waste received;
- Ensuring zero illegal dumping or open burning of any waste material;
- Generating revenue for SVPMC through a royalty / revenue-sharing model (H1 Bidder Model);
- Achieving full compliance with the Solid Waste Management Rules, 2016 and Plastic Waste Management Rules, 2022;
- Contributing to the Swachh Bharat Mission and environmental sustainability goals of the Andaman & Nicobar Administration.

SECTION 3: SCOPE OF WORK

The successful bidder (hereinafter the 'Operator' or 'Contractor') shall be responsible for the complete operational management of the DRC/MRF facility. The scope includes, but is not limited to, the following activities:

3.1 Waste Reception

- Receive and weigh all dry and wet waste delivered by SVP MC from door-to-door collection routes and SLRM centres at the designated DRC/MRF gate. The Operator shall install and maintain a calibrated weighbridge at their own cost.
- Maintain a digital Waste Inward Register with daily entries of waste type, source location, and quantity (in metric tonnes), accessible to SVP MC on demand.
- Ensure a safe and hygienic unloading zone with adequate personal protective equipment (PPE) for all workers as per applicable occupational safety standards.
- Submit daily inward waste summary reports to SVP MC by email/portal before 10:00 AM on the following working day.

3.2 Secondary Segregation

- Sort incoming waste into the following categories as a minimum:
 - Plastics: PET, HDPE, LDPE, PP, PS, and Multi-Layer Plastics (MLP)
 - Paper and Cardboard (corrugated, mixed, newspapers)
 - Glass: Clear and Coloured
 - Ferrous and Non-Ferrous Metals
 - Textiles / Fabric
 - Thermocol / Expanded Polystyrene (EPS)
 - Coconut Shell / Organic Dry Material
 - Wet / Biodegradable Waste
 - Inert / Reject / Non-Recyclable Residue
- Achieve a minimum segregation accuracy of 95% with no cross-contamination between categories.
- Maintain a trained and dedicated segregation workforce as per the approved staffing plan.

3.3 Processing Operations (at Operator's own cost)

- Trommel Operation: Operate the trommel screening unit for mechanical sorting and separation of fine inerts and soil.
- Plastic Processing Line (minimum 3 TPD capacity): Execute the full processing sequence – Baling → Shredding → Agglomerator → Gutta Maker – for all mixed and sorted plastics.
- Composting Facility (30 TPD): Manage the wet waste composting yard to produce FCO (Fertiliser Control Order) standard compost. Maintain windrow turning schedule and moisture management logs.
- Coconut Shredding Unit (1 TPD): Operate the coconut shredding unit to process dry coconut shell and organic dry waste.
- Baling and Packaging: Bale, compress, strap, and package all processed materials to recycler specifications prior to dispatch. Label each bale with waste category, weight, and date.
- The Operator is encouraged to establish additional value-added recycling units (e.g., paper, thermocol, tyre, cardboard) of capacity below 5 MTPD at their own cost. A 10% weightage in financial evaluation shall be accorded to bidders committing to such establishment (refer Section 6.1).

3.4 Storage

- Maintain secure, short-term storage for all processed, baled, and packaged materials awaiting dispatch.
- Storage areas shall be weatherproofed, pest-free, fire-safe, and clearly demarcated by waste category.

- No processed material shall be stored beyond 15 days without prior written approval from SVPMC. Violation shall attract penalty as per Section 7.7.

3.5 Mainland Transportation

- Arrange all authorised sea/air shipping and inland transportation of processed and baled materials to empanelled recyclers in Mainland India at the Operator's cost.
- All shipments shall comply with the Andaman & Nicobar Islands Regulation of Stock & Expenditure Act and applicable CPCB guidelines for transport of hazardous and non-hazardous waste.
- Submit proof of delivery (Port Management Board weighbridge slip as proof of quantity) and recycler acknowledgement for every consignment within 30 days of sea dispatch.
- Maintain a consignment tracking register updated with shipment date, vessel/flight details, recycler name, quantity, and proof of delivery.

3.6 Reporting and Record Keeping

- Submit a Monthly Material Balance Sheet (Inputs vs. Outputs vs. Sales) to SVPMC by the 5th of each succeeding month in the format prescribed at Annexure VI.
- Submit proof of end-use (recycling certificates and recycler gate-entry records) for every material category on a quarterly basis.
- Maintain a complete digital audit trail of all receipts, sales invoices, EPR submissions, and royalty payments, accessible to SVPMC on demand within 24 hours of request.
- File mandatory EPR Annual Returns on the CPCB portal and furnish copies to SVPMC within 15 days of filing.

3.7 Regulatory Compliance

- Adhere at all times to the SWM Rules, 2016; Plastic Waste Management Rules, 2022; and all CPCB/ANPCC directions.
- Obtain and maintain all required environmental consents, trade licences, and transport permits at the Operator's own cost. Proof of renewal shall be submitted to SVPMC before expiry of any document.
- Display statutory notices, safety signage, and PPE requirements prominently at the DRC/MRF facility.

SECTION 4: ELIGIBILITY AND TECHNICAL CRITERIA

All prospective bidders must satisfy the following minimum eligibility criteria. Bids not meeting any criterion shall be summarily rejected without reference to the financial bid.

| Sl. | Criterion | Minimum Requirement / Document Required |
|-----|-------------------------------------|--|
| 1 | Legal Entity | Registered Firm / Company / Society / Partnership. Attach: Certificate of Incorporation or Registration. |
| 2 | Statutory Compliance | Valid GST Registration Certificate, PAN Card, EPF & ESI Registration Certificates. |
| 3 | Environmental Clearance | Valid Consent to Operate (CTO) for various waste categories from ANPCC / SPCB. |
| 4 | EPR / CPCB Registration | Registration as Plastic Waste Processor (PWP) on CPCB EPR Portal for minimum 03 years. Registration for glass, paper, tyre, thermocol, textiles recycling under CPCB/ANPCC for minimum 03 years. |
| 5 | Prior Experience | Minimum 03 years' experience in operating MRF/DRC or similar SWM facility. Attach: Work Orders / Completion Certificates. |
| 6 | Financial Capacity | Average annual turnover of at least ₹1.00 Crore during the last three completed financial years. Attach: Audited Balance Sheets / CA Certificate. |
| 7 | Logistics Arrangement | Valid MoU / Agreement with authorised recycler(s) in Mainland India. |
| 8 | Non-Blacklisting Declaration | Affidavit that the firm has not been debarred / blacklisted by any Government or Public Sector Agency (Annexure IV). |

Note: All documents submitted must be self-attested. SVP MC reserves the right to verify the authenticity of any document directly with the issuing authority. Submission of false / forged documents shall constitute grounds for immediate disqualification and legal action.

SECTION 5: BID SUBMISSION GUIDELINES

5.1 Mode of Submission

All bids must be submitted online through the Andaman & Nicobar Administration e-Procurement Portal (<https://andaman.gov.in/etender>). Bids submitted by post, courier, or in person shall not be accepted.

5.2 Two-Bid System

Technical Bid (Envelope / Folder 1):

- Shall contain all documents establishing eligibility, experience, technical capacity, and compliance as per Annexure II.
- No pricing, royalty rates, or any financial information shall be included in the Technical Bid envelope under any circumstances. Violation shall result in rejection of the entire bid.

Financial Bid (Envelope / Folder 2):

- Shall contain the completed Financial Bid / BOQ (Annexure III) with royalty rates quoted for each waste category.
- The Financial Bid shall be opened only for bidders who qualify the Technical Bid stage.

5.3 Physical Submission Requirements

- Earnest Money Deposit (EMD): To be submitted physically at the SVPVC office in the form of a Demand Draft / Bank Guarantee from a scheduled bank drawn in favour of 'The Secretary, SVPVC'. The amount of EMD shall be as notified on the e-Portal. Physical EMD must reach SVPVC within one (1) week from the date of opening of the tender; a scanned copy must be uploaded on the portal at the time of bid submission.
- Tender Processing Fee: Non-refundable fee as specified on the e-Portal, submitted physically in the form of a Demand Draft.
- Bids for which physical EMD has not been received by the stipulated date shall be rejected irrespective of online submission.

5.4 Bid Validity

Bids shall remain valid and open for acceptance for a period of 120 (one hundred and twenty) days from the last date for submission of bids. Bidders shall not be permitted to withdraw or modify their bids during this period. SVPVC may request an extension of bid validity; bidders shall either accept the request or forfeit their EMD.

SECTION 6: EVALUATION AND SELECTION METHODOLOGY

6.1 Selection Model

The contract shall be awarded to the Highest Revenue Bidder (H1 Model), i.e., the technically qualified bidder offering the highest aggregate royalty / revenue share to SVPMC. This model ensures maximum revenue generation for SVPMC from the municipality's waste resources.

An additional weightage of 10% shall be accorded in financial evaluation to bidders who commit in writing to establishing various types of recycling units (plastic, paper, cardboard, thermocol, waste tyres, coconut, etc.) of capacity below 5 MTPD at their own cost, within the DRC/MRF premises.

Optional Equipment Installation Proposal under Extended Producer Responsibility (EPR)

Eligible vendors who wish to install additional machinery or equipment at their own cost, based on site requirements, may submit a separate proposal under the EPR framework. Such proposals shall aim at reducing transportation costs associated with non-value reject waste, through on-site installation and processing of the said equipment and waste.

Proposal Requirements:

The vendor shall submit a separate proposal explicitly stating that the proposed installation of machinery will:

- Enhance the processing capacity of reject waste,
- Substantially reduce the burden on the existing landfill, and
- Minimize the dumping of reject waste at Sri Vijaya Puram.

Rebate / Weightage on Quoted Rate:

Upon determination of the H1 Bidder, an additional weightage in the form of a rebate at the rate of 10% on the quoted rate shall be granted to the bidder who commits to the installation of such processing machinery.

Timeline for Establishment:

The successful bidder shall establish and operationalize the proposed processing unit within **four (4) months** from the date of issuance of the Award Letter.

Non-Compliance and Termination Clause:

Failure to comply with the above timeline shall result in **automatic termination of the agreement upon expiry of four (4) months** from the date of the Award Letter, without any further terms, conditions, or notice. Furthermore:

- The bidder/vendor shall have **no right to approach any court of law** in connection with such termination arising out of this violation.
- It shall be deemed and mutually acknowledged that the vendor/bidder has **read, understood, and accepted** this condition in its entirety at the time of submission of the bid.

6.2 Technical Evaluation (Qualifying Stage – 100 Marks)

Bidders must score a minimum of 60 (sixty) marks to qualify for financial bid opening.

| Sl. | Evaluation Parameter | Marks | Document Evidence |
|-----|---|-------|---|
| 1 | CPCB / PWP Registration Longevity (≥ 3 years = full marks) | 20 | CPCB Portal Certificate |
| 2 | EPR Fulfilment History (Last 3 Years – Quantity fulfilled vs. target) | 20 | EPR Annual Returns filed on CPCB Portal |

4171

| | | | |
|--------------|--|------------|--|
| 3 | Technology Optimisation & Operational Work Plan Quality | 20 | Detailed Technical Proposal |
| 4 | Financial Strength (Turnover / Net Worth – last 3 years average) | 20 | Audited Financial Statements |
| 5 | ISO / Quality / Environmental Management Certifications | 10 | Valid Certificates |
| 6 | Commitment to Establish Value-Added Recycling Units (< 5 MTPD) at own cost (refer 6.1) | 10 | Proposal with technology, machine details & space layout |
| TOTAL | | 100 | |

6.3 Financial Bid Structure

Qualified bidders shall quote a royalty rate (in ₹ per kilogram) for each waste category and/or a percentage of gross revenue from the sale of processed materials (Gutta, compost, EPR credit certificates, etc.). Reserve rates are as indicated below. Bids quoting below the reserve rate for any category shall be rejected.

| Sl. | Waste Category | Approx. Qty. (TPM) | Reserve Rate (₹/kg) | Quoted Royalty (₹/kg) |
|---|---|--------------------|---------------------|-----------------------|
| 1 | Plastics (Mixed – PET, HDPE, LDPE, PP, MLP) | To be notified | 2.00 | |
| 2 | Paper / Cardboard | To be notified | 3.00 | |
| 3 | Glass (Clear & Coloured) | To be notified | 0.50 | |
| 4 | Metals (Ferrous & Non-Ferrous) | To be notified | 5.00 | |
| 5 | Textiles / Fabric | To be notified | 1.00 | |
| 6 | Thermocol / Expanded Polystyrene (EPS) | To be notified | 0.50 | |
| 7 | Compost (FCO Standard, wet waste derived) | To be notified | 1.00 | |
| 8 | Other (specify in BOQ) | To be notified | – | |
| Total Weighted Royalty Quoted (₹/MT) | | | | |

SECTION 7: CONTRACT TERMS AND CONDITIONS

7.1 Award of Contract

The contract shall be awarded through issuance of a Letter of Acceptance (LoA) by the Competent Authority, SVPKM. The selected Operator must execute a formal Contract Agreement within 15 days of receipt of LoA. Failure to do so may result in forfeiture of the EMD and cancellation of the award.

7.2 Performance Security

The successful Operator must furnish a Performance Bank Guarantee (PBG) for a sum of ₹2,00,000 (Rupees Two Lakhs Only) from a scheduled commercial bank in favour of 'The Secretary, SVPKM'. The PBG must be submitted within 15 days of LoA issuance and shall remain valid for the entire contract period plus an additional 90 days. Format as per Annexure V.

7.3 Operational Responsibilities and Costs

- The Operator shall bear 100% of all operational costs including electricity, water, consumables, machine maintenance (AMC), repairs, and all ancillary costs.
- All DRC/MRF equipment and infrastructure handed over by SVPKM must be maintained in good working condition and returned to SVPKM in the same condition upon contract end, subject to normal wear and tear.
- The Operator shall maintain a minimum workforce as per the SVPKM-approved Staffing Plan and shall comply with all applicable labour laws (Minimum Wages Act, EPF & ESI Acts, Contract Labour Act).
- The Operator shall not make any structural modifications to the DRC/MRF premises without prior written approval from SVPKM.

7.4 Insurance

The Operator shall obtain and maintain the following insurance policies at its own cost throughout the contract period:

- Marine Cargo Insurance for all Mainland-bound shipments.
- Public Liability Insurance – minimum ₹50 Lakhs per occurrence.
- Workmen's Compensation / Employer's Liability Insurance as per statutory requirements.
- Copies of all insurance policies shall be furnished to SVPKM within 30 days of LoA issuance and renewed before expiry. Failure to maintain insurance shall attract penalties as per Section 7.7.

7.5 Royalty Payments

Royalty shall be payable by the Operator to SVPKM on or before the 10th day of each succeeding month for the previous month's waste uplifted, processed, and sold. **Delayed payments shall attract penal interest at 18% per annum from the due date to the actual date of payment.**

7.6 Performance Benchmarks

| Performance Parameter | Benchmark |
|---------------------------------------|---|
| Minimum Material Recovery Efficiency | ≥ 90% of total waste received |
| Plastic Waste Processing Completeness | 100% of all plastic categories received |
| Residue / Inert Disposal | Not to exceed 15% of total waste input |
| Waste Lifting Turnaround Time | Within 48 hours of SVPKM notification |
| Segregation Accuracy | ≥ 95% (no cross-contamination) |

| | |
|--|--|
| Compost Quality | FCO (Fertiliser Control Order) Standard |
| Mainland Proof of Delivery Submission | Within 30 days of sea dispatch |

7.7 Penalty Schedule

| Sl. | Default / Violation | Penalty |
|-----|---|--|
| 1 | Delay in lifting waste beyond 48 hours of availability | ₹1,000 per day of delay |
| 2 | Illegal dumping or open burning of waste | ₹5,000 per instance + potential contract termination |
| 3 | Inert/residue disposal exceeding 15% threshold | ₹2,000 per MT of excess residue |
| 4 | Late submission of Monthly Material Balance Sheet | ₹500 per day of delay |
| 5 | Delay in royalty payment beyond 10th of month | Penal interest at 18% per annum on outstanding amount |
| 6 | Failure to maintain mandatory insurance coverage | Suspension of payment until restored; ₹5,000 per week |
| 7 | Non-submission / late submission of EPR Returns | ₹2,000 per week of delay |
| 8 | Material stored beyond 15 days without written approval | ₹1,000 per day per category of material |

7.8 Termination

Termination for Cause:

SVP MC may terminate the contract immediately, without notice, in the event of: environmental violations; illegal dumping; open burning of waste; insolvency of the Operator; submission of fraudulent or forged documents; or commission of any criminal offence in connection with the contract.

Termination for Convenience:

SVP MC reserves the right to terminate the contract by giving 30 days' written notice to the Operator without assigning any reason. No compensation shall be payable beyond dues for services already rendered and verified.

7.9 Extension of Contract

The contract may be extended for additional periods subject to: (i) satisfactory performance assessment by SVP MC; and (ii) approval by the Competent Authority. Extension shall be at the same rates and terms unless mutually renegotiated in writing.

7.10 Dispute Resolution and Arbitration

Any dispute, difference, or claim arising out of or relating to this contract, or its breach, termination, or invalidity, shall be referred to and finally resolved by a Sole Arbitrator appointed by the Secretary, SVP MC. The arbitration shall be conducted in accordance with the Arbitration and Conciliation Act, 1996 (as amended). The seat of arbitration shall be Port Blair, Andaman & Nicobar Islands. The arbitrator's decision shall be final and binding.

7.11 Governing Law and Jurisdiction

This Contract shall be governed by and construed in accordance with the laws of India. The Courts at Port Blair, Andaman & Nicobar Islands, shall have exclusive jurisdiction over all disputes arising out of or in connection with this Contract.

SECTION 8: GENERAL CONDITIONS

1. SVPMC reserves the right to accept or reject any bid and to annul the bidding process at any time, without any liability or obligation to affected bidders.
2. Any attempt to canvass, lobby, or unduly influence SVPMC officials or evaluators shall result in immediate disqualification of the bidder and may be reported to appropriate authorities.
3. Conditional bids shall be rejected summarily.
4. The successful bidder shall not assign, sub-let, or subcontract any portion of the work to a third party without prior written approval of SVPMC.
5. The Operator shall comply with all applicable labour welfare legislation including the Minimum Wages Act, Contract Labour (Regulation & Abolition) Act, 1970, and Building & Other Construction Workers Act.
6. All recovered materials shall be sold exclusively to authorised, GST-registered recyclers. Evidence of sale (invoices, dispatch records) must be retained and produced to SVPMC on demand.
7. SVPMC reserves the right to conduct periodic audits, inspections, and third-party assessments of the DRC/MRF facility and the Operator's records at any time during the contract period, with or without prior notice.
8. The Operator shall not engage in any activity at the DRC/MRF that is not covered under the scope of this contract without written approval from SVPMC.
9. Women workers engaged at the DRC/MRF shall not be deployed for night shifts unless specific provisions under the applicable Factories Act are complied with.
10. The Operator shall display a Citizen Charter and grievance redressal mechanism prominently at the DRC/MRF facility.

SECTION 9: LIST OF ANNEXURES

| Annexure | Description |
|---------------------|---|
| Annexure I | Detailed Scope of Work, Equipment Schedule and Performance Benchmarks |
| Annexure II | Technical Bid Format and List of Mandatory Documents (Checklist) |
| Annexure III | Financial Bid (BOQ) – Royalty / Revenue Share Format |
| Annexure IV | Format for Non-Blacklisting / Non-Debarment Affidavit |
| Annexure V | Format for Performance Bank Guarantee (PBG) |
| Annexure VI | Format for Monthly Material Balance Sheet |

SECTION 10: CONTACT INFORMATION

Issuing Authority

Executive Engineer (Works & SWM)
 Sri Vijaya Puram Municipal Council (SVPVC)
 Shadipur, Sri Vijaya Puram, South Andaman, Andaman & Nicobar Islands – 744 101

All queries must be submitted in writing (email / registered post) before the Pre-Bid Meeting date.
 Queries received after the prescribed date shall not be entertained.

ANNEXURE I: SCOPE OF WORK, EQUIPMENT SCHEDULE & PERFORMANCE BENCHMARKS

A. Equipment Handed Over by SVPVC at MRF (Operator to Maintain)

| Sl. | Equipment / Infrastructure | Capacity | Quantity | Remarks |
|-----|---|----------|----------|--------------------|
| 1 | Trommel Screening Unit | — | 1 No. | Mechanical sorting |
| 2 | Plastic Baling Machine | — | 1 No. | Hydraulic |
| 3 | Plastic Shredder | — | 1 No. | — |
| 4 | Agglomerator | — | 1 No. | — |
| 5 | Wet Waste Composting Yard | 30 TPD | 1 No. | Windrow composting |
| 6 | Coconut Shell Shredder | 1 TPD | 1 No. | — |
| 7 | DRC/MRF Shed with Segregation Platform | — | 1 No. | SVPVC premises |
| 8 | Weighbridge (to be installed by Operator) | — | 1 No. | Operator's cost |

B. Performance Benchmarks (Contractual Obligations)

| Sl. | Benchmark Parameter | Standard | Monitoring |
|-----|----------------------------------|--|------------------|
| 1 | Material Recovery Efficiency | ≥ 90% of total waste input | Monthly |
| 2 | Plastic Processing Completeness | 100% of plastics received | Monthly |
| 3 | Inert / Reject Residue | ≤ 15% of total waste input | Monthly |
| 4 | Segregation Accuracy | ≥ 95% (verified by SVPVC) | Random checks |
| 5 | Waste Lifting Turnaround | Within 48 hours of notification | Per notification |
| 6 | Compost Quality Standard | FCO-compliant (test certificate) | Quarterly |
| 7 | Mainland Proof of Delivery | Within 30 days of sea dispatch | Per consignment |
| 8 | Monthly Balance Sheet Submission | By 5th of succeeding month | Monthly |
| 9 | EPR Annual Returns | Filed on CPCB portal; copy to SVPVC within 15 days | Annually |

ANNEXURE II: TECHNICAL BID FORMAT & MANDATORY DOCUMENT CHECKLIST

The Technical Bid shall be uploaded on the e-Procurement Portal as a single PDF/ZIP file, compiled in the order indicated below. Each document must be self-attested (signed and stamped). Any bid missing a mandatory document shall be liable for rejection.

Part A – Bidder Identification

| Sl. | Item | Bidder's Response / Details |
|-----|---|-----------------------------|
| 1 | Name of Firm / Organisation | |
| 2 | Type of Entity (Company / Partnership / Society / Proprietorship) | |
| 3 | Registered Address | |
| 4 | Correspondence Address | |
| 5 | Name of Authorised Signatory | |
| 6 | Designation of Authorised Signatory | |
| 7 | Contact Number (Mobile) | |
| 8 | Email Address (for official communication) | |
| 9 | GST Registration Number | |
| 10 | PAN Number | |

Part B – Mandatory Document Checklist

| Sl. | Document Description | Mandatory? | Tick if Enclosed |
|-----|---|-----------------|--------------------------|
| 1 | Certificate of Incorporation / Firm Registration Certificate | Yes – Mandatory | <input type="checkbox"/> |
| 2 | GST Registration Certificate (valid) | Yes – Mandatory | <input type="checkbox"/> |
| 3 | PAN Card (Organisation) | Yes – Mandatory | <input type="checkbox"/> |
| 4 | EPF Registration Certificate | Yes – Mandatory | <input type="checkbox"/> |
| 5 | ESI Registration Certificate | Yes – Mandatory | <input type="checkbox"/> |
| 6 | CPCB PWP (Plastic Waste Processor) Registration Certificate (min. 3 yrs) | Yes – Mandatory | <input type="checkbox"/> |
| 7 | CPCB / ANPCC Registration for other waste categories (glass, paper, tyre, etc.) | Yes – Mandatory | <input type="checkbox"/> |
| 8 | Consent to Operate (CTO) for various waste categories from ANPCC / SPCB | Yes – Mandatory | <input type="checkbox"/> |
| 9 | EPR Annual Returns (last 3 years) – filed on CPCB portal | Yes – Mandatory | <input type="checkbox"/> |
| 10 | Work Orders / Completion Certificates (min. 3 years MRF/DRC experience) | Yes – Mandatory | <input type="checkbox"/> |
| 11 | Audited Balance Sheets / CA Certificate (last 3 financial years) | Yes – Mandatory | <input type="checkbox"/> |
| 12 | MoU / Agreement with Authorised Recycler(s) in Mainland India | Yes – Mandatory | <input type="checkbox"/> |

| | | | |
|----|---|------------------------|--------------------------|
| 13 | Non-Blacklisting / Non-Debarment Affidavit (Annexure IV) | Yes – Mandatory | <input type="checkbox"/> |
| 14 | Detailed Technical Proposal (Technology, Workforce, Work Plan) | Yes – Mandatory | <input type="checkbox"/> |
| 15 | ISO / Quality / EMS Certification (if any) | Desirable | <input type="checkbox"/> |
| 16 | Proposal for Value-Added Recycling Units (if bidder claims 10% weightage) | If applicable | <input type="checkbox"/> |
| 17 | Scanned Copy of EMD Demand Draft / Bank Guarantee | Yes – Mandatory | <input type="checkbox"/> |
| 18 | Scanned Copy of Tender Fee Demand Draft | Yes – Mandatory | <input type="checkbox"/> |
| 19 | Power of Attorney (if bid signed by authorised representative) | If applicable | <input type="checkbox"/> |

Declaration by Bidder:

I/We hereby certify that all the above documents are enclosed, are genuine, and have been self-attested. I/We understand that submission of false or forged documents shall result in immediate disqualification, forfeiture of EMD, and legal action under applicable law.

Signature of Authorised Signatory: _____

Name: _____ Designation: _____

Seal of Organisation: Date: _____

ANNEXURE III: FINANCIAL BID (BOQ) – ROYALTY / REVENUE SHARE FORMAT

Instructions:

- Quote royalty rates in ₹ per kilogram (₹/kg) for each waste category. The total weighted royalty shall form the basis of H1 determination.
- Bids quoting below the Reserve Rate for any category shall be rejected.
- All quoted rates are inclusive of all taxes, levies, and charges unless otherwise specified.
- Quantities are approximate; royalty shall be paid on actual quantities processed and evidenced by weighbridge records.

Part A – Royalty Rate Schedule

| Sl. | Waste Category | Approx. Qty. (TPM) | Reserve Rate (₹/kg) | Quoted Rate (₹/kg) |
|---|---|--------------------|---------------------|--------------------|
| 1 | Plastics – PET | To be notified | 2.00 | |
| 2 | Plastics – HDPE / LDPE / PP | To be notified | 2.00 | |
| 3 | Plastics – Multi-Layer (MLP) | To be notified | 2.00 | |
| 4 | Paper / Newspapers | To be notified | 3.00 | |
| 5 | Cardboard / Corrugated Boxes | To be notified | 3.00 | |
| 6 | Glass – Clear | To be notified | 0.50 | |
| 7 | Glass – Coloured | To be notified | 0.50 | |
| 8 | Metals – Ferrous (Iron / Steel) | To be notified | 5.00 | |
| 9 | Metals – Non-Ferrous (Aluminium, Copper etc.) | To be notified | 5.00 | |
| 10 | Textiles / Fabric | To be notified | 1.00 | |
| 11 | Thermocol / EPS | To be notified | 0.50 | |
| 12 | Compost (FCO standard, from wet waste) | To be notified | 1.00 | |
| 13 | Other (specify): _____ | To be notified | – | |
| TOTAL WEIGHTED ROYALTY QUOTED (₹/MT) | | | | |

Part B – Value-Added Recycling Units (Optional – 10% Weightage)

If the bidder commits to establishing recycling units of capacity below 5 MTPD at their own cost, provide the following details along with letter. This commitment, if made, shall be incorporated into the Contract Agreement.

| Sl. | Type of Recycling Unit | Capacity (TPD) | Technology Proposed | Timeline for Establishment |
|-----|------------------------|----------------|---------------------|----------------------------|
| 1 | | | | |
| 2 | | | | |
| 3 | | | | |
| 4 | | | | |

Signature of Authorised Signatory: _____

Name: _____ Designation: _____

Seal of Organisation: Date: _____

4181

ANNEXURE IV: NON-BLACKLISTING / NON-DEBARMENT AFFIDAVIT*(To be executed on Non-Judicial Stamp Paper of appropriate value, duly notarised)***AFFIDAVIT**

I, _____ (Name), S/o / D/o / W/o
 _____, aged _____ years, working as
 _____ (Designation) at
 _____ (Name and Address of Organisation), do hereby solemnly
 affirm and state as follows:

1. That I am the duly authorised signatory of _____ (Name of Organisation) and am competent to execute this Affidavit on behalf of the said Organisation.
2. That the said Organisation has not been blacklisted, debarred, or declared ineligible by the Central Government, any State Government, any Union Territory Administration, any Public Sector Undertaking, or any local body in India, at any time in the past.
3. That no criminal case or enquiry is pending against the said Organisation or its Directors / Partners / Proprietor in connection with any Government contract or for any offence under applicable law.
4. That if at any time the above declarations are found to be incorrect or false, SVP MC shall be entitled to reject the bid / terminate the contract and forfeit the EMD / Performance Bank Guarantee without prejudice to any other legal action.
5. That this Affidavit is made in good faith and in full knowledge of the consequences of making a false declaration.

Deponent

Signature: _____

Name: _____

Designation: _____

Date: _____

Place: _____

Verified and Notarised at _____ on this _____ day of _____ 20____

Notary Public / Magistrate Seal and Signature: _____

ANNEXURE V: PERFORMANCE BANK GUARANTEE FORMAT

(To be issued on the Bank's letterhead by a Scheduled Commercial Bank)

Ref. No.: _____ Date: _____

To,
The Secretary,
Sri Vijaya Puram Municipal Council (SVPMC),
Shadipur, Sri Vijaya Puram, South Andaman, Andaman & Nicobar Islands – 744 101.

Dear Sir/Madam,

PERFORMANCE BANK GUARANTEE

In accordance with the Letter of Acceptance (LoA) No. _____ dated _____ issued by the Executive Engineer (Works & SWM), SVPMC, for the work of 'Operation, Maintenance and Management of Dry Resource Centre (DRC) and MRF Centre including Segregation, Processing of Wet Waste and Transportation of Dry Waste to Mainland India' under Tender Reference No. SVPMC/EE-SWM/DRC/2026-27:

We, _____ (Name and Address of Bank), a scheduled bank registered under the laws of India, do hereby unconditionally and irrevocably undertake to pay to SVPMC on first demand, without any demur, reservation, contest, recourse, or protest, any sum up to an amount of ₹2,00,000 (Rupees Two Lakhs Only) against any claim by SVPMC that _____ (Name of Operator / Contractor) has failed to observe or perform any terms or conditions of the said Contract.

- This Guarantee shall remain valid from the date of issuance until _____ (contract end date + 90 days).
- Any claim under this Guarantee must be made to us in writing before the expiry date. Upon receipt of such written claim, we shall pay the claimed amount forthwith without requiring SVPMC to prove or substantiate the basis of the claim.
- This Guarantee shall not be affected by any change in the constitution of the Operator or the Bank or any insolvency, winding up, or dissolution of the Operator.
- We confirm that this Guarantee has been issued in accordance with RBI guidelines and applicable banking laws.

For and on behalf of _____ (Name of Bank):

Authorised Signatory: _____

Name: _____ Designation: _____

Branch: _____ IFSC Code: _____

Bank's Seal: Date: _____

ANNEXURE VI: MONTHLY MATERIAL BALANCE SHEET FORMAT*(To be submitted to SVP MC by the 5th of each succeeding month)*

| | |
|-----------------------------------|---------------------------|
| Name of Operator | |
| Contract Reference No. | SVP MC/EE-SWM/DRC/2026-27 |
| Reporting Month & Year | |
| Reporting Period | 1st to Last Day of Month |

Part A – Waste Inward (Inputs)

| Sl. | Waste Category | Opening Stock (MT) | Received during Month (MT) | Total Available (MT) |
|--------------------------|---------------------------|--------------------|----------------------------|----------------------|
| 1 | Plastics (Mixed) | | | |
| 2 | Paper / Cardboard | | | |
| 3 | Glass | | | |
| 4 | Metals (Ferrous) | | | |
| 5 | Metals (Non-Ferrous) | | | |
| 6 | Textiles | | | |
| 7 | Thermocol / EPS | | | |
| 8 | Wet / Biodegradable Waste | | | |
| 9 | Coconut Shell | | | |
| 10 | Inert / Reject | | | |
| 11 | Others (specify) | | | |
| TOTAL INWARD (MT) | | | | |

Part B – Processing & Output

| Sl. | Waste Category | Processed (MT) | Sold / Dispatched (MT) | Closing Stock (MT) | Destination / Recycler |
|-----|---------------------------|----------------|------------------------|--------------------|------------------------|
| 1 | Plastics (Baled/Gutta) | | | | |
| 2 | Paper / Cardboard (Baled) | | | | |
| 3 | Glass | | | | |
| 4 | Metals | | | | |
| 5 | Textiles | | | | |
| 6 | Thermocol/EPS | | | | |
| 7 | Compost (from wet waste) | | | | |
| 8 | Coconut Shreds | | | | |
| 9 | Inert Residue Disposed | | | | |

| | | | | | |
|----|--------|--|--|--|--|
| 10 | Others | | | | |
|----|--------|--|--|--|--|

Part C – Revenue and Royalty Statement

| Sl. | Category | Qty. Sold (MT) | Sale Price (₹/kg) | Royalty to SVPMC (₹) |
|--|-------------------------|----------------|-------------------|----------------------|
| 1 | Plastics | | | |
| 2 | Paper/Cardboard | | | |
| 3 | Glass | | | |
| 4 | Metals | | | |
| 5 | Textiles | | | |
| 6 | Thermocol/EPS | | | |
| 7 | Compost | | | |
| 8 | EPR Credit Certificates | | | |
| 9 | Others | | | |
| TOTAL ROYALTY PAYABLE TO SVPMC THIS MONTH (₹) | | | | |

Certified that the above information is true, correct, and verified from weighbridge, sales, and dispatch records.

Signature of Operator's Authorised Representative: _____

Name: _____ Designation: _____

Seal of Organisation: Date: _____

For SVPMC Verification:

Verified by (SVPMC Officer): _____ Date: _____

— End of Tender Document —
Executive Engineer (Works & SWM), SVPMC

DECLARATION

This is to declare that all baling machines installed at the Dry Resource Centres (DRCs) under the jurisdiction of Sri Vijaya Puram Municipal Council (SVPMC) are presently operational. The operation and maintenance of these baling machines are being carried out by the outsourced/authorized vendors engaged by SVPMC.

It is further certified that the operational status of the baling machines has been confirmed based on the declarations received from the respective Dry Resource Centre (DRC) operators where the baling machines are installed.



Assistant Engineer (RW-III, SWM)
Sri Vijaya Puram Municipal Council

Place: Sri Vijaya Puram

Date: 16/03/2026

DECLARATION

It is hereby declared that M/s NHC ENTERPRISES
is an authorised vendor engaged for the bailing and transportation of segregated dry
waste from Sri Vijaya Puram to the mainland.

The agency is presently operating from the Dry Resource Centre (DRC) located at
ANARKALI, 3 NEAR GRAVEYARD and is responsible for the handling, bailing,
and dispatch of dry waste in accordance with the directions issued by the competent
authority from time to time.

For the purpose of carrying out the aforesaid work, the agency is currently operating
01 (Number) Nos. of bailing machines, which are in functional and operational
condition.

This declaration is submitted for official record and verification.

Agency Name: NHC ENTERPRISES

DRC Location: ANARKALI, 3 NEAR GRAVEYARD

Number of Operational Bailing Machines: 01 Nos.

FOR




Signature of Authorised Vendor

Name: N. HANEEFA

Designation: OWNER

Agency Seal (if any): N.H.C Enterprises

Date: 16/03/2026  **Proprietor**

DECLARATION

It is hereby declared that M/s SARDEV EXPORT is an authorised vendor engaged for the bailing and transportation of segregated dry waste from Sri Vijaya Puram to the mainland.

The agency is presently operating from the Dry Resource Centre (DRC) located at BROOKSHADABAD and is responsible for the handling, bailing, and dispatch of dry waste in accordance with the directions issued by the competent authority from time to time.

For the purpose of carrying out the aforesaid work, the agency is currently operating 01 (Number) Nos. of bailing machines, which are in functional and operational condition.

This declaration is submitted for official record and verification.

Agency Name: SARDEV EXPORT

DRC Location: BROOKSHADABAD

Number of Operational Bailing Machines: 01 Nos.



Signature of Authorised Vendor

Name: EDWARD SAMUEL

Designation: OWNER

Agency Seal (if any): For SARDEV EXPORT

Date: 16/08/2026

Authorised Signatory

DECLARATION

It is hereby declared that M/s BIO GREEN Pvt.Ltd is an authorised vendor engaged for the bailing and transportation of segregated dry waste from Sri Vijaya Puram to the mainland.

The agency is presently operating from the Dry Resource Centre (DRC) located at DOLLYJUNG - 2 and is responsible for the handling, bailing, and dispatch of dry waste in accordance with the directions issued by the competent authority from time to time.

For the purpose of carrying out the aforesaid work, the agency is currently operating 01 (Number) Nos. of bailing machines, which are in functional and operational condition.

This declaration is submitted for official record and verification.

Agency Name: BIO GREEN Pvt.Ltd

DRC Location: DOLLYJUNG - 2

Number of Operational Bailing Machines: 01 Nos.

Harshit
Signature of Authorised Vendor

Name: Harshit Bahari Chakraborty

Designation: OWNER

Agency Seal (if any): _____

Date: 16/03/2026

DECLARATION

It is hereby declared that M/s A. SAMSUDDIN is an authorised vendor engaged for the bailing and transportation of segregated dry waste from Sri Vijaya Puram to the mainland.

The agency is presently operating from the Dry Resource Centre (DRC) located at ANARKALI-2, ~~NEAR SRI VIJAYA PURAM~~ and is responsible for the handling, bailing, and dispatch of dry waste in accordance with the directions issued by the competent authority from time to time.

For the purpose of carrying out the aforesaid work, the agency is currently operating 01 (Number) Nos. of bailing machines, which are in functional and operational condition.

This declaration is submitted for official record and verification.

Agency Name: A. SAMSUDDIN

DRC Location: ANARKALI - 2

Number of Operational Bailing Machines: 01 Nos.

FOR 

Signature of Authorised Vendor

Name: A. SAMSUDDIN

Designation: OWNER

Agency Seal (if any): _____

Date: 16/03/2026

DECLARATION

It is hereby declared that M/s GREEN WORMS ECO SOLUTIONS LLP is an authorised vendor engaged for the bailing and transportation of segregated dry waste from Sri Vijaya Puram to the mainland.

The agency is presently operating from the Dry Resource Centre (DRC) located at ANARKALI-I (DRC Location) and is responsible for the handling, bailing, and dispatch of dry waste in accordance with the directions issued by the competent authority from time to time.

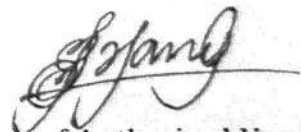
For the purpose of carrying out the aforesaid work, the agency is currently operating 1 (Number) Nos. of bailing machines, which are in functional and operational condition.

This declaration is submitted for official record and verification.

Agency Name: GREEN WORMS ECO SOLUTIONS LLP

DRC Location: ANARKALI-I

Number of Operational Bailing Machines: 1 Nos.



Signature of Authorised Vendor

Name: MOHAMMED IRFAN

Designation: REGIONAL CO-ORDINATOR

Agency Seal (if any): _____

Date: 16/03/2026



DECLARATION

It is hereby declared that M/s ATR VENTURE
is an authorised vendor engaged for the bailing and transportation of segregated dry
waste from Sri Vijaya Puram to the mainland.

The agency is presently operating from the Dry Resource Centre (DRC) located at
School Line and is responsible for the handling, bailing,
and dispatch of dry waste in accordance with the directions issued by the competent
authority from time to time.


For the purpose of carrying out the aforesaid work, the agency is currently operating
01 (Number) Nos. of bailing machines, which are in functional and operational
condition.

This declaration is submitted for official record and verification.

Agency Name: ATR VENTURE

DRC Location: SCHOOL LINE


Number of Operational Bailing Machines: 01 Nos.


Signature of Authorised Vendor

Name: ANTHIRUPATI RAO

Designation: HONOUR

Agency Seal (if any): ATR VENTURE

Date: 16/03/2020


DECLARATION

It is hereby declared that M/s INTREND ENTERPRISES,
is an authorised vendor engaged for the bailing and transportation of segregated dry waste from Sri Vijaya Puram to the mainland.

The agency is presently operating from the Dry Resource Centre (DRC) located at New Pahangon and is responsible for the handling, bailing, and dispatch of dry waste in accordance with the directions issued by the competent authority from time to time.


For the purpose of carrying out the aforesaid work, the agency is currently operating 01 (Number) Nos. of bailing machines, which are in functional and operational condition.

This declaration is submitted for official record and verification.

Agency Name: INTREND ENTERPRISES

DRC Location: New Pahangon

Number of Operational Bailing Machines: 01 Nos.


Signature of Authorised Vendor

Name: UMMER FAROOQ.

Designation: Supervisor

Agency Seal (if any): _____

Date: 16/03/2026

DECLARATION

It is hereby declared that M/s GREEN WORMS ECO SOLUTIONS LLP is an authorised vendor engaged for the bailing and transportation of segregated dry waste from Sri Vijaya Puram to the mainland.

The agency is presently operating from the Dry Resource Centre (DRC) located at MOHANPURA and is responsible for the handling, bailing, and dispatch of dry waste in accordance with the directions issued by the competent authority from time to time.

For the purpose of carrying out the aforesaid work, the agency is currently operating 1 (Number) Nos. of bailing machines, which are in functional and operational condition.

This declaration is submitted for official record and verification.

Agency Name: GREEN WORMS ECO SOLUTIONS LLP

DRC Location: MOHANPURA

Number of Operational Bailing Machines: 1 Nos.



Signature of Authorised Vendor

Name: MOHAMMED IRFAN

Designation: REGIONAL CO-ORDINATOR

Agency Seal (if any): _____

Date: 16/05/2026



DECLARATION

It is hereby declared that M/s waste solution is an authorised vendor engaged for the bailing and transportation of segregated dry waste from Sri Vijaya Puram to the mainland.

The agency is presently operating from the Dry Resource Centre (DRC) located at DRC - 7 Dollygini and is responsible for the handling, bailing, and dispatch of dry waste in accordance with the directions issued by the competent authority from time to time.

For the purpose of carrying out the aforesaid work, the agency is currently operating 01 (Number) Nos. of bailing machines, which are in functional and operational condition.

This declaration is submitted for official record and verification.

Agency Name: waste solution

DRC Location: - 7 Dollygini

Number of Operational Bailing Machines: 01 Nos.

Deepak Ram

Signature of Authorised Vendor

Name: Deepak Ram

Designation: Supervisor

Agency Seal (if any): Waste Solutions

Date: 16/03/2026

Proprietor

DECLARATION

It is hereby declared that M/s Hindustan SWM solution (previously M/S Papermate Environment Solutions) is an authorised vendor engaged for the bailing and transportation of segregated dry waste from Sri Vijaya Puram to the mainland.

The agency is presently operating from the Dry Resource Centre (DRC) located at Junglighat (DRC Location) and is responsible for the handling, bailing, and dispatch of dry waste in accordance with the directions issued by the competent authority from time to time.

For the purpose of carrying out the aforesaid work, the agency is currently operating 1 (Number) Nos. of bailing machines, which are in functional and operational condition.

This declaration is submitted for official record and verification.

Agency Name: Hindustan SWM solution (previously M/S Papermate Environ Sol.)

DRC Location: Junglighat

Number of Operational Bailing Machines: 1 Nos.

Signature of Authorised Vendor

Name: Rohan Kumar Singh

Designation: Operator

Agency Seal (if any): _____

Date: 16/3/26



DECLARATION

It is hereby declared that M/s KSR SCRAP & TRADERS is an authorised vendor engaged for the bailing and transportation of segregated dry waste from Sri Vijaya Puram to the mainland.

The agency is presently operating from the Dry Resource Centre (DRC) located at BATHU BASTHI and is responsible for the handling, bailing, and dispatch of dry waste in accordance with the directions issued by the competent authority from time to time.

For the purpose of carrying out the aforesaid work, the agency is currently operating 01 (Number) Nos. of bailing machines, which are in functional and operational condition.

This declaration is submitted for official record and verification.

Agency Name: KSR SCRAP & TRADERS

DRC Location: BATHU BASTHI

Number of Operational Bailing Machines: 01 Nos.


Signature of Authorised Vendor

Name: M. CHANDRASEKAR

Designation: OWNER OWNER

Agency Seal (if any): _____

Date: 16/03/2020



DECLARATION

It is hereby declared that M/s CM Scrap Traders is an authorised vendor engaged for the bailing and transportation of segregated dry waste from Sri Vijaya Puram to the mainland.

The agency is presently operating from the Dry Resource Centre (DRC) located at Bhrookshabad 293 and is responsible for the handling, bailing, and dispatch of dry waste in accordance with the directions issued by the competent authority from time to time.

For the purpose of carrying out the aforesaid work, the agency is currently operating 02 (Number) Nos. of bailing machines, which are in functional and operational condition.

This declaration is submitted for official record and verification.

Agency Name: CM Scrap Traders

DRC Location: Bhrookshabad

Number of Operational Bailing Machines: 02 Nos.

Signature of Authorised Vendor

Name: SHAMEER UDHEEN

Designation: Supervisor

Agency Seal (if any): _____

Date: 16/03/2026

DECLARATION

It is hereby declared that M/s ANDAMAN 3R SOLUTION is an authorised vendor engaged for the bailing and transportation of segregated dry waste from Sri Vijaya Puram to the mainland.

The agency is presently operating from the Dry Resource Centre (DRC) located at GRACHARMA and is responsible for the handling, bailing, and dispatch of dry waste in accordance with the directions issued by the competent authority from time to time.

For the purpose of carrying out the aforesaid work, the agency is currently operating 01 (Number) Nos. of bailing machines, which are in functional and operational condition.

This declaration is submitted for official record and verification.

Agency Name: ANDAMAN 3R SOLUTION

DRC Location: GRACHARMA

Number of Operational Bailing Machines: 01 Nos.



Signature of Authorised Vendor


Name: SAJIT KUMAR

Designation: SUPER VISOR

Agency Seal (if any): _____

Date: 16/03/2026.

ADDITIONAL FSTP OF CAPACITY 60KLD



EXECUTIVE ENGINEER (WORKS-III, SWM)
SVPMC

ACTION TAKEN REPORT CUM STATUS REPORT IN-COMPLIANCE OF ORDER DATED 26.09.2025 PASSED BY THE HON'BLE NATIONAL GREEN TRIBUNAL

General Directions

| Directions/Observations and Deficiencies mentioned in the Order of this Hon'ble Tribunal | Deliberations from Review Meetings | Clarification and Current Status | Tentative Timelines | | | | | | | | | | | | | | | | | | | | | | | | | | | | | | | | | | | | | | | | | | | | | | | | | | | | | | | | | | | | | | | | | | | | | | | | | | | | | | | | |
|--|--|---|---------------------|------------------------------|-----------------------------|--|---|-----------------------------|---------------------------|--------------|---|---------------|-----------|--------|------|------|--|---|---|---------------|-----------|--------|------|------|---|---|----------------|-----------|--------|------|------|--|---|-------------|-----------|-----|------|------|---------------------|---|----------|-----------|-------|------|------|------------------|---|--------------|-----------|-----|------|------|---------------------|---|---------------|-----------|-------|------|------|---------------------|---|---------------|-----------|-------|------|------|---------------------|---|----------------|-----------|-------|------|------|--|--------------|--|--|---------------|-----------------|-----------------|---------------|--|--|
| <p>We find from page 2714 to 2734 that out of 31 islands, some of the islands are either ecologically protected or under Defence Controlled Tribal inhabitants and others. In all the islands efforts should be made to ensure day to day waste processing and sewage management. We have examined the status disclosed and accordingly direct to complete the process of establishing required and planned facilities and further maintaining them. According to the distribution of inhabitants on each island, de-centralised processing /treatment facilities with minimal civil works and by designing pre- fabricated modules, should be contemplated.</p> | <p><i>Updated month-wise details (September 2025 to February 2026), as per Annexure-I format, along with supporting documents, shall be furnished by all concerned departments. (Action by: RD&P)</i></p> | <p>The Rural Development & Panchayati Raj (RD&P) Department, Andaman & Nicobar Islands, has implemented a decentralized and island-specific Solid Waste Management (SWM) system across the inhabited rural islands under its jurisdiction.</p> <p>Out of 31 inhabited islands, the Department is fully operational in 09 islands, namely North Andaman, Middle Andaman, Long Island, Baratang, Swaraj Dweep, South Andaman, Shaheed Dweep, Great Nicobar, and Little Andaman.</p> | | | | | | | | | | | | | | | | | | | | | | | | | | | | | | | | | | | | | | | | | | | | | | | | | | | | | | | | | | | | | | | | | | | | | | | | | | | | | | | | | |
| | | <p>Updated month-wise details (September 2025 to February 2026)</p> <table border="1"> <thead> <tr> <th>Sl. No.</th> <th>Islands</th> <th>Month</th> <th>Households</th> <th>Solid Waste Generation (TPD)</th> <th>Solid Waste Processed (TPD)</th> <th>Total Processing Capacity</th> <th>SWM Clusters</th> </tr> </thead> <tbody> <tr> <td>1</td> <td>South Andaman</td> <td>Sept 2025</td> <td>26,932</td> <td>2.50</td> <td>2.10</td> <td rowspan="9">Each SWM cluster has a processing capacity of 0.5 TPD, and with 26 clusters, the total installed processing capacity is 13 TPD</td> <td>In South Andaman, 09 SWM clusters are operational. Shore Point cluster is under reconstruction (completion by July 2026). Clusters: Beodnabad, Shyam Nagar, Neil Kendra, Shore Point, Collinpur, Manarghat, Brindaban, Chouldari, Wandoor</td> </tr> <tr> <td>2</td> <td>North Andaman</td> <td>Sept 2025</td> <td>10,533</td> <td>1.80</td> <td>1.50</td> <td>14 SWM Clusters: Shivapuram, Rangat, Kadamtala, Bakultala, Rampur, Pahalgaon, Basantipur, Madhupur, Nabagram, Kishori Nagar, Radha Nagar, Kerlapuram, Long Island, Nilambur</td> </tr> <tr> <td>3</td> <td>Middle Andaman</td> <td>Sept 2025</td> <td>13,823</td> <td>2.20</td> <td>1.90</td> <td>Covered under N&M Andaman cluster system</td> </tr> <tr> <td>4</td> <td>Long Island</td> <td>Sept 2025</td> <td>325</td> <td>0.10</td> <td>0.08</td> <td>Long Island Cluster</td> </tr> <tr> <td>5</td> <td>Baratang</td> <td>Sept 2025</td> <td>1,328</td> <td>0.30</td> <td>0.25</td> <td>Nilambur Cluster</td> </tr> <tr> <td>6</td> <td>Swaraj Dweep</td> <td>Sept 2025</td> <td>735</td> <td>0.20</td> <td>0.17</td> <td>Shyam Nagar Cluster</td> </tr> <tr> <td>7</td> <td>Shaheed Dweep</td> <td>Sept 2025</td> <td>1,641</td> <td>0.60</td> <td>0.35</td> <td>Neil Kendra Cluster</td> </tr> <tr> <td>8</td> <td>Great Nicobar</td> <td>Sept 2025</td> <td>2,180</td> <td>0.80</td> <td>0.70</td> <td>Laxmi Nagar Cluster</td> </tr> <tr> <td>9</td> <td>Little Andaman</td> <td>Sept 2025</td> <td>5,093</td> <td>1.70</td> <td>1.45</td> <td>02 Clusters: Netaji Nagar & Rabindra Nagar</td> </tr> <tr> <td colspan="3">Total</td> <td>62,590</td> <td>10.2 TPD</td> <td>8.50 TPD</td> <td>13 TPD</td> <td></td> </tr> </tbody> </table> | Sl. No. | Islands | Month | Households | Solid Waste Generation (TPD) | Solid Waste Processed (TPD) | Total Processing Capacity | SWM Clusters | 1 | South Andaman | Sept 2025 | 26,932 | 2.50 | 2.10 | Each SWM cluster has a processing capacity of 0.5 TPD, and with 26 clusters, the total installed processing capacity is 13 TPD | In South Andaman, 09 SWM clusters are operational. Shore Point cluster is under reconstruction (completion by July 2026). Clusters: Beodnabad, Shyam Nagar, Neil Kendra, Shore Point, Collinpur, Manarghat, Brindaban, Chouldari, Wandoor | 2 | North Andaman | Sept 2025 | 10,533 | 1.80 | 1.50 | 14 SWM Clusters: Shivapuram, Rangat, Kadamtala, Bakultala, Rampur, Pahalgaon, Basantipur, Madhupur, Nabagram, Kishori Nagar, Radha Nagar, Kerlapuram, Long Island, Nilambur | 3 | Middle Andaman | Sept 2025 | 13,823 | 2.20 | 1.90 | Covered under N&M Andaman cluster system | 4 | Long Island | Sept 2025 | 325 | 0.10 | 0.08 | Long Island Cluster | 5 | Baratang | Sept 2025 | 1,328 | 0.30 | 0.25 | Nilambur Cluster | 6 | Swaraj Dweep | Sept 2025 | 735 | 0.20 | 0.17 | Shyam Nagar Cluster | 7 | Shaheed Dweep | Sept 2025 | 1,641 | 0.60 | 0.35 | Neil Kendra Cluster | 8 | Great Nicobar | Sept 2025 | 2,180 | 0.80 | 0.70 | Laxmi Nagar Cluster | 9 | Little Andaman | Sept 2025 | 5,093 | 1.70 | 1.45 | 02 Clusters: Netaji Nagar & Rabindra Nagar | Total | | | 62,590 | 10.2 TPD | 8.50 TPD | 13 TPD | | |
| Sl. No. | Islands | Month | Households | Solid Waste Generation (TPD) | Solid Waste Processed (TPD) | Total Processing Capacity | SWM Clusters | | | | | | | | | | | | | | | | | | | | | | | | | | | | | | | | | | | | | | | | | | | | | | | | | | | | | | | | | | | | | | | | | | | | | | | | | | | | |
| 1 | South Andaman | Sept 2025 | 26,932 | 2.50 | 2.10 | Each SWM cluster has a processing capacity of 0.5 TPD, and with 26 clusters, the total installed processing capacity is 13 TPD | In South Andaman, 09 SWM clusters are operational. Shore Point cluster is under reconstruction (completion by July 2026). Clusters: Beodnabad, Shyam Nagar, Neil Kendra, Shore Point, Collinpur, Manarghat, Brindaban, Chouldari, Wandoor | | | | | | | | | | | | | | | | | | | | | | | | | | | | | | | | | | | | | | | | | | | | | | | | | | | | | | | | | | | | | | | | | | | | | | | | | | | | |
| 2 | North Andaman | Sept 2025 | 10,533 | 1.80 | 1.50 | | 14 SWM Clusters: Shivapuram, Rangat, Kadamtala, Bakultala, Rampur, Pahalgaon, Basantipur, Madhupur, Nabagram, Kishori Nagar, Radha Nagar, Kerlapuram, Long Island, Nilambur | | | | | | | | | | | | | | | | | | | | | | | | | | | | | | | | | | | | | | | | | | | | | | | | | | | | | | | | | | | | | | | | | | | | | | | | | | | | |
| 3 | Middle Andaman | Sept 2025 | 13,823 | 2.20 | 1.90 | | Covered under N&M Andaman cluster system | | | | | | | | | | | | | | | | | | | | | | | | | | | | | | | | | | | | | | | | | | | | | | | | | | | | | | | | | | | | | | | | | | | | | | | | | | | | |
| 4 | Long Island | Sept 2025 | 325 | 0.10 | 0.08 | | Long Island Cluster | | | | | | | | | | | | | | | | | | | | | | | | | | | | | | | | | | | | | | | | | | | | | | | | | | | | | | | | | | | | | | | | | | | | | | | | | | | | |
| 5 | Baratang | Sept 2025 | 1,328 | 0.30 | 0.25 | | Nilambur Cluster | | | | | | | | | | | | | | | | | | | | | | | | | | | | | | | | | | | | | | | | | | | | | | | | | | | | | | | | | | | | | | | | | | | | | | | | | | | | |
| 6 | Swaraj Dweep | Sept 2025 | 735 | 0.20 | 0.17 | | Shyam Nagar Cluster | | | | | | | | | | | | | | | | | | | | | | | | | | | | | | | | | | | | | | | | | | | | | | | | | | | | | | | | | | | | | | | | | | | | | | | | | | | | |
| 7 | Shaheed Dweep | Sept 2025 | 1,641 | 0.60 | 0.35 | | Neil Kendra Cluster | | | | | | | | | | | | | | | | | | | | | | | | | | | | | | | | | | | | | | | | | | | | | | | | | | | | | | | | | | | | | | | | | | | | | | | | | | | | |
| 8 | Great Nicobar | Sept 2025 | 2,180 | 0.80 | 0.70 | | Laxmi Nagar Cluster | | | | | | | | | | | | | | | | | | | | | | | | | | | | | | | | | | | | | | | | | | | | | | | | | | | | | | | | | | | | | | | | | | | | | | | | | | | | |
| 9 | Little Andaman | Sept 2025 | 5,093 | 1.70 | 1.45 | | 02 Clusters: Netaji Nagar & Rabindra Nagar | | | | | | | | | | | | | | | | | | | | | | | | | | | | | | | | | | | | | | | | | | | | | | | | | | | | | | | | | | | | | | | | | | | | | | | | | | | | |
| Total | | | 62,590 | 10.2 TPD | 8.50 TPD | 13 TPD | | | | | | | | | | | | | | | | | | | | | | | | | | | | | | | | | | | | | | | | | | | | | | | | | | | | | | | | | | | | | | | | | | | | | | | | | | | | | |


 24/09/26
 Assistant Director (RD/Panchayati Raj)
 Directorate of RD, Panchayati Raj and Urban Local Bodies
 Port Blair, Andaman & Nicobar Islands

| Sl. No. | Islands | Month | Households | Solid Waste Generation (TPD) | Solid Waste Processed (TPD) | Total Processing Capacity | SWM Clusters |
|--------------|----------------|----------|---------------|------------------------------|-----------------------------|--|--|
| 1 | South Andaman | Oct 2025 | 26,932 | 2.70 | 2.25 | Each SWM cluster has a processing capacity of 0.5 TPD, and with 26 clusters, the total installed processing capacity is 13 TPD | 09 SWM clusters operational; Shore Point under reconstruction (completion by July 2026). Clusters: Beodnabad, Shyam Nagar, Neil Kendra, Shore Point, Collinpur, Manarghat, Brindaban, Chouldari, Wandoor |
| 2 | North Andaman | Oct 2025 | 10,533 | 1.90 | 1.60 | | 14 SWM Clusters: Shivapuram, Rangat, Kadamtala, Bakultala, Rampur, Pahalgaon, Basantipur, Madhupur, Nabagram, Kishori Nagar, Radha Nagar, Kerlapuram, Long Island, Nilambur |
| 3 | Middle Andaman | Oct 2025 | 13,823 | 2.30 | 2.00 | | Covered under N&M Andaman cluster system |
| 4 | Long Island | Oct 2025 | 325 | 0.12 | 0.10 | | Long Island Cluster |
| 5 | Baratang | Oct 2025 | 1,328 | 0.32 | 0.27 | | Nilambur Cluster |
| 6 | Swaraj Dweep | Oct 2025 | 735 | 0.22 | 0.18 | | Shyam Nagar Cluster |
| 7 | Shaheed Dweep | Oct 2025 | 1,641 | 0.42 | 0.36 | | Neil Kendra Cluster |
| 8 | Great Nicobar | Oct 2025 | 2,180 | 0.85 | 0.72 | | Laxmi Nagar Cluster |
| 9 | Little Andaman | Oct 2025 | 5,093 | 1.95 | 1.62 | | 02 Clusters: Netaji Nagar & Rabindra Nagar |
| Total | | | 62,590 | 10.80 TPD | 8.80 TPD | 13 TPD | |


| Sl. No. | Islands | Month | Households | Solid Waste Generation (TPD) | Solid Waste Processed (TPD) | Total Processing Capacity | SWM Clusters |
|---------|----------------|----------|------------|------------------------------|-----------------------------|--|--|
| 1 | South Andaman | Nov 2025 | 26,932 | 2.80 | 2.35 | Each SWM cluster has a processing capacity of 0.5 TPD, and with 26 clusters, the total installed processing capacity is 13 TPD | 09 SWM clusters operational; Shore Point under reconstruction (completion by July 2026). Clusters: Beodnabad, Shyam Nagar, Neil Kendra, Shore Point, Collinpur, Manarghat, Brindaban, Chouldari, Wandoor |
| 2 | North Andaman | Nov 2025 | 10,533 | 1.95 | 1.65 | | 14 SWM Clusters: Shivapuram, Rangat, Kadamtala, Bakultala, Rampur, Pahalgaon, Basantipur, Madhupur, Nabagram, Kishori Nagar, Radha Nagar, Kerlapuram, Long Island, Nilambur |
| 3 | Middle Andaman | Nov 2025 | 13,823 | 2.35 | 2.05 | | Covered under N&M Andaman cluster system |
| 4 | Long Island | Nov 2025 | 325 | 0.13 | 0.11 | | Long Island Cluster |
| 5 | Baratang | Nov 2025 | 1,328 | 0.34 | 0.28 | | Nilambur Cluster |
| 6 | Swaraj Dweep | Nov 2025 | 735 | 0.23 | 0.19 | | Shyam Nagar Cluster |
| 7 | Shaheed Dweep | Nov 2025 | 1,641 | 0.44 | 0.38 | | Neil Kendra Cluster |
| 8 | Great Nicobar | Nov 2025 | 2,180 | 0.88 | 0.75 | | Laxmi Nagar Cluster |
| 9 | Little Andaman | Nov 2025 | 5,093 | 1.88 | 1.24 | | 02 Clusters: Netaji Nagar & Rabindra Nagar |

Handwritten signature and stamp. The stamp includes the text "Page 2 of 27" and "ASSISTANT DIRECTOR (TPD)".

| | | Total | 62,590 | 11.00 TPD | 9.00 TPD | 13 TPD |
|--|--|-------|--------|-----------|----------|--------|
| | | | | | | |

Handwritten signature
Assistant Director (Panch)
OF RD PRS AND URBAN LOCAL BODIES
Govt. Pond Blar

| Sl. No. | Islands | Month | Households | Solid Waste Generation (TPD) | Solid Waste Processed (TPD) | Total Processing Capacity | SWM Clusters |
|--------------|----------------|----------|---------------|------------------------------|-----------------------------|--|--|
| 1 | South Andaman | Dec 2025 | 26,932 | 2.95 | 2.45 | Each SWM cluster has a processing capacity of 0.5 TPD, and with 26 clusters, the total installed processing capacity is 13 TPD | 09 SWM clusters operational; Shore Point under reconstruction (completion by July 2026). Clusters: Beodnabad, Shyam Nagar, Neil Kendra, Shore Point, Collinpur, Manarghat, Brindaban, Chouldari, Wandoor |
| 2 | North Andaman | Dec 2025 | 10,533 | 2.05 | 1.70 | | 14 SWM Clusters: Shivapuram, Rangat, Kadamtala, Bakultala, Rampur, Pahalgaon, Basantipur, Madhupur, Nabagram, Kishori Nagar, Radha Nagar, Kerlapuram, Long Island, Nilambur |
| 3 | Middle Andaman | Dec 2025 | 13,823 | 2.45 | 2.10 | | Covered under N&M Andaman cluster system |
| 4 | Long Island | Dec 2025 | 325 | 0.14 | 0.12 | | Long Island Cluster |
| 5 | Baratang | Dec 2025 | 1,328 | 0.35 | 0.29 | | Nilambur Cluster |
| 6 | Swaraj Dweep | Dec 2025 | 735 | 0.24 | 0.20 | | Shyam Nagar Cluster |
| 7 | Shaheed Dweep | Dec 2025 | 1,641 | 0.46 | 0.40 | | Neil Kendra Cluster |
| 8 | Great Nicobar | Dec 2025 | 2,180 | 0.92 | 0.78 | | Laxmi Nagar Cluster |
| 9 | Little Andaman | Dec 2025 | 5,093 | 1.84 | 1.26 | | 02 Clusters: Netaji Nagar & Rabindra Nagar |
| Total | | | 62,590 | 11.40 TPD | 9.30 TPD | 13 TPD | |
| Sl. No. | Islands | Month | Households | Solid Waste Generation (TPD) | Solid Waste Processed (TPD) | Total Processing Capacity | SWM Clusters |
| 1 | South Andaman | Jan 2026 | 26,932 | 2.60 | 2.20 | Each SWM cluster has a processing capacity of 0.5 TPD, and with 26 clusters, the total installed processing capacity is 13 TPD | 09 SWM clusters operational; Shore Point under reconstruction (completion by July 2026). Clusters: Beodnabad, Shyam Nagar, Neil Kendra, Shore Point, Collinpur, Manarghat, Brindaban, Chouldari, Wandoor |
| 2 | North Andaman | Jan 2026 | 10,533 | 1.85 | 1.55 | | 14 SWM Clusters: Shivapuram, Rangat, Kadamtala, Bakultala, Rampur, Pahalgaon, Basantipur, Madhupur, Nabagram, Kishori Nagar, Radha Nagar, Kerlapuram, Long Island, Nilambur |
| 3 | Middle Andaman | Jan 2026 | 13,823 | 2.20 | 1.95 | | Covered under N&M Andaman cluster system |
| 4 | Long Island | Jan 2026 | 325 | 0.12 | 0.10 | | Long Island Cluster |
| 5 | Baratang | Jan 2026 | 1,328 | 0.30 | 0.26 | | Nilambur Cluster |
| 6 | Swaraj Dweep | Jan 2026 | 735 | 0.21 | 0.18 | | Shyam Nagar Cluster |
| 7 | Shaheed Dweep | Jan 2026 | 1,641 | 0.42 | 0.36 | | Neil Kendra Cluster |
| 8 | Great Nicobar | Jan 2026 | 2,180 | 0.85 | 0.72 | | Laxmi Nagar Cluster |
| 9 | Little Andaman | Jan 2026 | 5,093 | 1.95 | 1.58 | | 02 Clusters: Netaji Nagar & Rabindra Nagar |



 Assistant Director
 Director of Urban Local Bodies
 Directorate of Urban Local Bodies
 Page 4 of 27

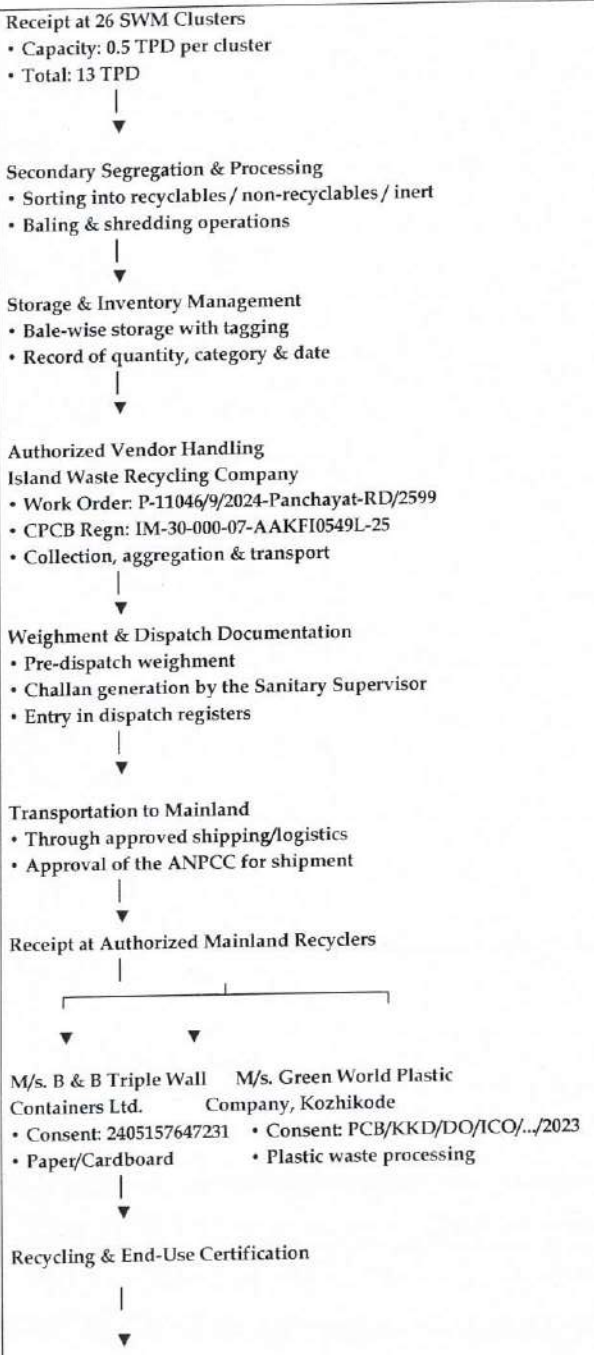
| | | Total | 62,590 | 10.50 TPD | 8.90 TPD | 13 TPD |
|--|--|-------|--------|-----------|----------|--------|
| | | | | | | |

[Handwritten Signature]
24/10/2016
Assistant Director (RD / Panchayat)
DIRECTORATE OF RD, P&I, AMRITSAR
Page 5 of 27

| Sl. No. | Islands | Month | Households | Solid Waste Generation (TPD) | Solid Waste Processed (TPD) | Total Processing Capacity | SWM Clusters |
|--------------|----------------|----------|---------------|------------------------------|-----------------------------|--|--|
| 1 | South Andaman | Feb 2026 | 26,932 | 2.55 | 2.15 | Each SWM cluster has a processing capacity of 0.5 TPD, and with 26 clusters, the total installed processing capacity is 13 TPD | 09 SWM clusters operational; Shore Point under reconstruction (completion by July 2026). Clusters: Beodnabad, Shyam Nagar, Neil Kendra, Shore Point, Collinpur, Manarghat, Brindaban, Chouldari, Wandoor |
| 2 | North Andaman | Feb 2026 | 10,533 | 1.80 | 1.50 | | 14 SWM Clusters: Shivapuram, Rangat, Kadamtala, Bakultala, Rampur, Pahalgaoon, Basantipur, Madhupur, Nabagram, Kishori Nagar, Radha Nagar, Kerlapuram, Long Island, Nilambur |
| 3 | Middle Andaman | Feb 2026 | 13,823 | 2.15 | 1.90 | | Covered under N&M Andaman cluster system |
| 4 | Long Island | Feb 2026 | 325 | 0.11 | 0.09 | | Long Island Cluster |
| 5 | Baratang | Feb 2026 | 1,328 | 0.29 | 0.25 | | Nilambur Cluster |
| 6 | Swaraj Dweep | Feb 2026 | 735 | 0.20 | 0.17 | | Shyam Nagar Cluster |
| 7 | Shaheed Dweep | Feb 2026 | 1,641 | 0.40 | 0.34 | | Neil Kendra Cluster |
| 8 | Great Nicobar | Feb 2026 | 2,180 | 0.82 | 0.70 | | Laxmi Nagar Cluster |
| 9 | Little Andaman | Feb 2026 | 5,093 | 1.88 | 1.40 | | 02 Clusters: Netaji Nagar & Rabindra Nagar |
| Total | | | 62,590 | 10.20 TPD | 8.50 TPD | 13 TPD | |

A. SOLID WASTE MANAGEMENT

| | | |
|---|---|--|
| <p>A (I) We find from Annexure V (page (2763) that, out of 70.0 TPD of Solid Waste generation, 34.9 TPD is Wet waste, 30.0 TPD is dry waste (Recyclable/non- recyclable) and rest is domestic hazardous and inerts. In addition to having defined system for utilisation and transporting each waste stream, monitoring system is necessary and should be supported with ground truthing.</p> | <p>All concerned departments were directed to provide details of the existing systems for utilisation and transportation of each waste stream (mainly dry and wet waste) along with capacity of processing facilities, monitoring mechanisms and supporting documents. <i>(Action by: RD&P)</i></p> | <p><u>Details of present waste management system (generation, capacity, processing & gap):</u></p> <p>Dry Waste Generation at Household Level (70%) (62,590 Households 70 Gram Panchayats)</p> <p style="text-align: center;">↓</p> <p>Source Segregation at Household Level</p> <ul style="list-style-type: none"> • Blue/Red Bin - Dry Waste • Categories: Plastic, Paper, Metal, Glass, MLP, Inert • Verified during collection by sanitation staff <p style="text-align: center;">↓</p> <p>Door-to-Door Collection & Primary Transport</p> <ul style="list-style-type: none"> • 100% coverage across all GPs • Daily collection • Transported to nearest SWM clusters <p style="text-align: center;">↓</p> <div style="text-align: right;">  <p>Assistant Director, RD (Panchayats) Port Blair, Andaman and Nicobar Islands</p> </div> |
|---|---|--|



[Handwritten Signature]
20/11/2024
Assistant Director (RD Panchayat)
RD PRIs AND URBAN LOCAL BODIES
P.O. / Post Blair

Documentation & Reporting

- Dispatch records
- Transport logs
- Recycler acknowledgements



===== SOP-BASED MONITORING SYSTEM =====

(SOP Issued vide No. T-11/1/2022/Panchayat/1927 dated 06.08.2024)



1. GP LEVEL MONITORING (DAILY)

- Maintain Daily SWM Register:
 - Waste generated (wet/dry in TPD)
 - Waste collected & processed
- Ensure 100% Door-to-Door Collection
- Verify Source Segregation at household level
- Record non-compliant households
- Supervise sanitation workers
- Conduct IEC/awareness activities
- Report monthly status to Block office



2. BLOCK LEVEL MONITORING (WEEKLY)

- Physical inspection of SWM clusters by BDOs
- Verify:
 - Processing capacity vs actual processing
 - Functionality of baling & shredding machines
- Cross-check GP data with field conditions (ground-truthing)
- Review waste transportation and storage status
- Ensure proper record maintenance at cluster level
- Identify operational gaps and issue directions



3. DISTRICT LEVEL MONITORING (MONTHLY)

- Review meetings with officials & vendors under the chairmanship of Deputy Commissioners
- Issue corrective instructions and timelines



4. VENDOR & RECYCLER VERIFICATION

- Verify CPCB registration of vendor
- Check validity of consent orders of recyclers
- Ensure:
 - Waste reaches authorized facilities

Handwritten signature and date: 24/12/26
 Assistant Director (RD Panchayat)
 District Office
 District: ...
 Page 8 of 27

- End-use certificates are obtained
- Maintain traceability of waste movement

|



5. GROUND-TRUTHING

- Random field inspections at GP & cluster level
- Verification of reported vs actual data by the SBM Team
- Inspection of storage, processing & transport system
- Photographic documentation (SWM clusters)

|



6. DOCUMENTATION & REPORTING SYSTEM

- Daily Reports - GP Level
- Weekly Reports - Block Level
- 06-Monthly Compliance Reports to Authorities
- Maintenance of:
 - Waste registers
 - Dispatch logs
 - Vendor records
 - Recycler certificates

|



7. GAP IDENTIFICATION

- Processing gap (~1.5-2 TPD)
- Transport/logistics delays
- Equipment downtime
- Storage constraints

|



8. CORRECTIVE ACTION MECHANISM (TIME-BOUND)

- Repair of machinery within 2 weeks
- Strengthening transport scheduling
- Temporary storage arrangements
- Capacity augmentation where required

|



Final Outcome

- Transparent & accountable SWM system
- End-to-end traceability ensured
- Scientific recycling & disposal

[Handwritten Signature]
 Assistant Engineer (SWM) (Panchayat)
 Office of the Assistant Engineer (SWM) (Panchayat)
 District Office, Panchayat, Local Bodies
 Page 9 of 27

• Full compliance with SWM Rules, 2016 & NGT directions

DETAILS OF PRESENT WASTE MANAGEMENT SYSTEM (GENERATION, CAPACITY, PROCESSING & GAP)

| Sl. No | Island Name | Households | Daily Waste Generation (TPD) | Dry Waste (TPD) | Wet Waste (TPD) | Total Processing Capacity (TPD) | Waste Processed (TPD) | Processing Gap (TPD) | Accumulated Waste (MT) |
|--------------|--------------------|---------------|------------------------------|-----------------|-----------------|---------------------------------|-----------------------|----------------------|------------------------|
| 1 | South Andaman | 26,932 | 2.50 | 1.50 | 1.00 | 13.0 | 2.10 | 0.40 | 2179.39 167.556 |
| 2 | Swaraj Dweep | 735 | 0.20 | 0.12 | 0.08 | 0.5 | 0.17 | 0.03 | |
| 3 | Shaheed Dweep | 1,641 | 0.60 | 0.36 | 0.24 | 0.5 | 0.35 | 0.25 | |
| 4 | Great Nicobar | 2,180 | 0.80 | 0.48 | 0.32 | 0.5 | 0.70 | 0.10 | 56 |
| 5 | North Andaman | 10,533 | 1.80 | 1.10 | 0.70 | 13.0 | 1.50 | 0.30 | 1048.67 |
| 6 | Middle Andaman | 13,823 | 2.20 | 1.35 | 0.85 | 13.0 | 1.90 | 0.30 | |
| 7 | Long Island | 325 | 0.10 | 0.06 | 0.04 | 0.5 | 0.08 | 0.02 | |
| 8 | Baratang | 1,328 | 0.30 | 0.18 | 0.12 | 0.5 | 0.25 | 0.05 | 79.0 |
| 9 | Little Andaman | 5,093 | 1.70 | 1.02 | 0.68 | 1.0 | 1.45 | 0.25 | |
| Total | All Islands | 62,590 | 10.20 | 6.07 | 4.13 | - | 8.50 | 1.70 | 3530.61 |

DETAILS OF WET-WASTE MANAGEMENT FACILITIES:

In rural areas, wet waste is generally not collected from the household level, as its primary management is carried out at source through household composting using green bins. The total wet waste generation across 70 Gram Panchayats covering 09 islands is 3 TPD, amounting to 90 tonnes (90,000 kg) per month. Considering a compost conversion efficiency of 10% (i.e., 100 kg of wet waste yielding 10 kg of compost), approximately 9,000 kg of compost is produced monthly. In addition to household-level management, cluster-level compost pits are utilized for handling excess, seasonal, or community-generated waste. Further, wet waste generated from community halls during festive seasons or from any premises under the jurisdiction of the RD Department is collected and transported to the SWM clusters for processing. The treatment is predominantly carried out through vermi-composting, resulting in the production of organic manure, which is utilized for local agricultural and horticultural purposes, thereby ensuring a decentralized and sustainable waste management system.

| |
|--|
| Total wet waste Generation in all the 70 Gram Panchayats/9 Islands: 3 TPD |
| For 30 days: 3 × 30 = 90 TPD = 90,000 kg/month |
| Compost generation rate: 10% (i.e., 100 kg → 10 kg compost) |
| Final Output: |
| Total compost generated = 9,000 kg/month (9 TPD equivalent monthly output) |
| Out of 90,000 kg of wet waste generated monthly across 09 islands, approximately 9,000 kg of compost is produced, considering a conversion efficiency of 10%. |

Assistant Commissioner (General)

 Port Blair


 Page 10 of 27


| Sl. No | Island Name | Wet Waste Generation (TPD) | Compost Output (TPD) | Unit Capacity (TPD) |
|--------------|--------------------|----------------------------|----------------------|---------------------|
| 1 | South Andaman | 1.00 | 0.10 | 0.09 |
| 2 | North Andaman | 0.70 | 0.07 | 0.06 |
| 3 | Middle Andaman | 0.85 | 0.085 | 0.08 |
| 4 | Little Andaman | 0.68 | 0.068 | 0.06 |
| 5 | Swaraj Dweep | 0.08 | 0.008 | 0.003 |
| 6 | Shaheed Dweep | 0.24 | 0.024 | 0.007 |
| 7 | Baratang | 0.12 | 0.012 | 0.003 |
| 8 | Long Island | 0.04 | 0.004 | 0.002 |
| 9 | Great Nicobar | 0.32 | 0.032 | 0.002 |
| Total | All Islands | 3.00 | 0.30 | 0.30 |

DETAILS OF DRY-WASTE MANAGEMENT FACILITIES:





- Total Clusters: 28
- Operational: 25
- New Clusters: 02 (Non Operational- Car Nicobar & Nancowry)
- Under Construction: 1 (Shore Point)
- Total Capacity: 13 TPD

| Sl. No. | Island Wise | Cluster Name | Capacity (TPD) | Status |
|---------|-----------------------|--------------|----------------|-------------|
| 1 | N & M Andaman Islands | Shivapuram | 0.5 | Operational |
| 2 | N & M Andaman Islands | Rangat | 0.5 | Operational |
















 Assistant Director (RD/Panch)
 Director, PRTS AND URBAN LOCAL BODIES
 Directorate of RD PRTS AND URBAN LOCAL BODIES
 1st Fl., 1st Cross St. 1st Block, 1st
 Phase, Sector 10, Gurgaon, Haryana


| | | | | | | | | |
|--|--|---|-----------------------------|-------------|-----|-------------|---|--|
| | | 3 | N & M Andaman Islands | Kadamtala | 0.5 | Operational |  | |
| | | 4 | Long Island | Long Island | 0.5 | Operational |  | |
| | | 5 | Baratang Island | Nilambur | 0.5 | Operational |  | |
| | | 6 | N & M Andaman Islands | Bakultala | 0.5 | Operational |  | |







 सहायक निदेशक (सि.स.प.)
 Assistant Director (RD/Panchy)
 या. नि. वृत्त वीर सा.स.प. (वि.)
 DIRECTORATE OF RD AND URBAN LOCAL S.
 वरेंदर / वरेंदर

| | | | | | | | |
|--|--|----|-----------------------------|------------|-----|-------------|---|
| | | 7 | N & M Andaman Islands | Rampur | 0.5 | Operational |  |
| | | 8 | N & M Andaman Islands | Pahalgaoon | 0.5 | Operational |  |
| | | 9 | N & M Andaman Islands | Basantipur | 0.5 | Operational |  |
| | | 10 | N & M Andaman Islands | Madhupur | 0.5 | Operational |  |
| | | 11 | N & M Andaman Islands | Nabagram | 0.5 | Operational |  |






Signature
 Assistant Director (RD/Panch)
 41, D. 11th Floor, LOCAL BODY
 DIRECTORATE OF RD FRIS AND URS
 पोर्ट ब्लेयर / Port Blair


| | | | | | | | |
|--|--|----|-----------------------|---------------|-----|-------------|---|
| | | 12 | N & M Andaman Islands | Kishori Nagar | 0.5 | Operational |  |
| | | 13 | N & M Andaman Islands | Radha Nagar | 0.5 | Operational |  |
| | | 14 | N & M Andaman Islands | Kerlapuram | 0.5 | Operational |  |
| | | 15 | South Andaman Island | Beodnabad | 0.5 | Operational |  |
| | | 16 | Swaraj Dweep Island | Shyam Nagar | 0.5 | Operational |  |




 Assistant Director (RD Panch)
 Sh. M. Prasad
 DISTRICT OFFICE OF RD, PANCH AND URBAN LOCAL BODIES
 Port Blair

| | | | | | | | |
|--|--|----|-----------------------|----------------|-----|------------------------------------|---|
| | | 17 | Shaheed Dweep Island | Neil Kendra | 0.5 | Operational |  |
| | | 18 | Little Andaman Island | Netaji Nagar | 0.5 | Operational |  |
| | | 19 | Little Andaman Island | Rabindra Nagar | 0.5 | Operational |  |
| | | 20 | South Andman Island | Shore Point | 0.5 | Under Construction (fire accident) |  |
| | | 21 | South Andman Island | Manarghat | 0.5 | Operational |  |

(Handwritten Signature)
 सहायक निदेशक (RD/Panch)
 Assistant Director (RD/Panch)
 श. नि. प्रा. वि. म. उ. र. नि. प्रा. वि.
 DIRECTORATE OF RD PANCH MID URBAN LOCAL BOD
 गौ. सं. वि. म. उ. र. नि. प्रा. वि.
 Page 15 of 27

| | | | | | | | |
|--|--|----|----------------------|-------------|-----|-------------|---|
| | | 22 | South Andman Island | Collinpur | 0.5 | Operational |  |
| | | 23 | South Andman Island | Brindaban | 0.5 | Operational |  |
| | | 24 | South Andman Island | Chouldari | 0.5 | Operational |  |
| | | 25 | South Andman Island | Wandoor | 0.5 | Operational |  |
| | | 26 | Great Nicobar Island | Laxmi Nagar | 0.5 | Operational |  |


 Assistant Director (N.D. Panch)
 Director of Road and Urban Local S
 Page 16 of 27
 Director of Road and Urban Local S


| | | | | | | | |
|--|--|----|-------------|-------------|-----|-----------------|---|
| | | 27 | Nancowry | Nancowry | 0.5 | Non-Operational |  |
| | | 28 | Car Nicobar | Car Nicobar | 0.5 | Non-Operational |  |

| | | | | | | | | | | |
|--|--------|----------------|------------|------------------------------|-----------------|-----------------|---------------------------------|-----------------------|----------------------|------------------------|
| <p>(A) (ii) Details of house hold collection, segregation, processing and disposal in an environmental friendly manner need to be discussed.</p> <p>Details of household collection, segregation and processing, along with daily waste generation, processing capacity, gap in processing, and legacy waste (in tonnes per day) for each inhabited island and SVPMC shall be submitted with supporting documents.</p> <p><i>(Action by: RD&P)</i></p> | Sl. No | Island Name | Households | Daily Waste Generation (TPD) | Dry Waste (TPD) | Wet Waste (TPD) | Total Processing Capacity (TPD) | Waste Processed (TPD) | Processing Gap (TPD) | Accumulated Waste (MT) |
| | 1 | South Andaman | 26,932 | 2.50 | 1.50 | 1.00 | 13.0 | 2.10 | 0.40 | 2179.39 |
| | 2 | Swraj Dweep | 735 | 0.20 | 0.12 | 0.08 | 0.5 | 0.17 | 0.03 | 167.556 |
| | 3 | Shaheed Dweep | 1,641 | 0.60 | 0.36 | 0.24 | 0.5 | 0.35 | 0.25 | |
| | 4 | Great Nicobar | 2,180 | 0.80 | 0.48 | 0.32 | 0.5 | 0.70 | 0.10 | 56 |
| | 5 | North Andaman | 10,533 | 1.80 | 1.10 | 0.70 | 13.0 | 1.50 | 0.30 | 1048.67 |
| | 6 | Middle Andaman | 13,823 | 2.20 | 1.35 | 0.85 | 13.0 | 1.90 | 0.30 | |
| | 7 | Long Island | 325 | 0.10 | 0.06 | 0.04 | 0.5 | 0.08 | 0.02 | |
| | 8 | Baratang | 1,328 | 0.30 | 0.18 | 0.12 | 0.5 | 0.25 | 0.05 | |
| | 9 | Little Andaman | 5,093 | 1.70 | 1.02 | 0.68 | 1.0 | 1.45 | 0.25 | 79.0 |
| | Total | All Islands | 62,590 | 10.20 | 6.07 | 4.13 | - | 8.50 | 1.70 | 3530.61 |
| <p>Households in 70 Gram Panchayats/ 9 Islands</p> <p>↓</p> <p>100% Door-to-Door Collection</p> <ul style="list-style-type: none"> - Sanitation staff & hired motorized vehicles - Daily collection from all households <p>↓</p> | | | | | | | | | | |

(Signature)
 Assistant Director (RD, Panaji)
 DEPARTMENT OF SP. PRIE. & LOCAL GOVT.
 Page 17 of 27

| | | | |
|--|--|---|--|
| | | <p>Source Segregation at Household Level</p> <ul style="list-style-type: none"> - Mandatory segregation: Wet (Green) / Dry (Blue/Red) - Awareness campaigns by Panchayats, NGOs, RD Dept. <p style="text-align: center;">↓</p> <p>Transport to SWM Clusters / Disposal Sites</p> <ul style="list-style-type: none"> - Door-to-door collected waste transported efficiently - Consolidated for processing at SWM clusters <p style="text-align: center;">↓</p> <p>Processing at 26 SWM Clusters</p> <ul style="list-style-type: none"> - Each cluster: 0.5 TPD capacity - Total installed capacity: 13 TPD - Waste Processed: 8.5 TPD - Dry Waste: Baling/shredding, partial use in road construction, remaining sent to mainland - Wet Waste: Household pits, community composting, mechanized composting <p style="text-align: center;">↓</p> <p>Final Disposal / Utilization</p> <ul style="list-style-type: none"> - Wet waste: Processed locally, environmentally safe - Dry waste: Transported to authorized facilities - No open dumping <p style="text-align: center;">↓</p> <p>Monitoring & Compliance</p> <ul style="list-style-type: none"> - SOP No.T-11/1/2022/Panchayat/1927 dated 06.08.2024 - Compliance with Swachh Bharat Mission (Grameen) - Effective monitoring of SWM across rural areas | |
|--|--|---|--|

| | | | | | | | | |
|---|--|--|--------------------|-----------------------------------|----------------------|-----------------------|-------------------------|-------------------------|
| <p>A (vi) We find that large number of baling facilities are not in operation except at a few centres out of established 26 dry waste processing facilities. Under these conditions, dry waste may be getting stored posing constraints in shipment of waste to the main land. We direct to disclose the time-lines to rectify non- operating facilities and mechanism to be adopted to avert such situation.</p> | <p>All baling machines and other waste management equipment shall be repaired through local vendors (mechanical and hydraulic) within two weeks and compliance documents shall be submitted to ANPCC. <i>(Action by: RD&P)</i></p> | CURRENT STATUS OF ALL BALING MACHINES | | | | | | |
| | | Sl. No | Island Name | No. of Bailing/Shredding Machines | Operational Machines | Machines under repair | Additional Machines | Timeline for Completion |
| | | 1 | South Andaman | 6 | 4 | 2 | 0 | April 2026 |
| | | 2 | North Andaman | 8 | 8 | 0 | 0 | April 2026 |
| | | 3 | Middle Andaman | 5 | 5 | 0 | 0 | |
| | | 4 | Long Island | 1 | 1 | 0 | 0 | |
| | | 5 | Baratang | 1 | 1 | 0 | 0 | |
| | | 6 | Swaraj Dweep | 1 | 0 | 1 | 1 Bailing + 1 Shredding | |
| | | 7 | Shaheed Dweep | 1 | 1 | 0 | 0 | |
| | | 8 | Great Nicobar | 1 | 1 | 0 | 0 | |
| | | 9 | Little Andaman | 2 | 1 | 1 | 0 | |
| | | Total | All Islands | 26 | 22 | 4 | 2 | |
| | | <input type="checkbox"/> Total Machines Installed: 26 (across 26 SWM clusters) <input type="checkbox"/> Currently Operational: 22 <input type="checkbox"/> Machines Under Repair: (4) completion by April 2026 | | | | | | |


 Assistant Engineer (RD, Panchayat)
 M. D. 4th Floor, RD Office, LOCAL BODY
 DISTRICT OF RD ERIS AND SWM LOCAL BODY
 पोर्ट ब्लेयर / Port Blair

| | | |
|--|--|---|
| | | <input type="checkbox"/> Additional Machines for Swaraj Dweep: 1 Bailing + 1 Shredding, commissioning by April 26, 2026 |
|--|--|---|

A (vii) 11 locations like Chouldari, Maranghat, Shore Point, Rampur, R K Pur, Netajinagar, Ramnagar and others also need to be remediated to ensure no legacy waste exists. In order to ensure that waste being generated at each island is processed on day-to-day basis and does not result in further addition to legacy waste, we direct the status to be disclosed in a Tabulated form on waste generation, waste processed, gap in waste processing and legacy waste in respect to each inhabited Island.

Details of legacy waste remediation done in rural areas shall be disclosed, including management of major components ensuring proper utilisation and that no dumping is done in coastal zones.
(Action by: RD&P)

As per the 2021 baseline survey and In compliance with the directions, it is submitted that specific locations including Chouldari, Manarghat, Shore Point, Rampur, R.K. Pur, Netaji nagar, Ramnagar, and other similar areas have been identified for remediation to ensure that no legacy waste remains.

Actions taken for the clearance of legacy waste (totalling 18.84 MT) across 10 Gram Panchayats, as part of the ongoing Solid Waste Management (SWM) program. The remediation was undertaken during the year 2021 by M/s C.M. Scrap Traders, who was the authorized vendor for the RD Department at that time. The clearance was carried out in accordance with Solid Waste Management Rules, 2016, and the Swachh Bharat Mission (Gramin) guidelines.

The following table provides a location-wise summary of the quantum of legacy waste remediated and the fractions recovered:

| Sl. No. | Gram Panchayat Location | Legacy Waste Cleared (MT) | Remediation Status | Recovered Fractions | Final Utilization |
|---------|-------------------------|---------------------------|--------------------|----------------------------------|--|
| 1 | Chouldari | 2.892 | Completed | Bio-Earth: 0.854 Inert: 2.036 | Used for road sub-base, soil conditioning, and recycling |
| 2 | Manarghat | 0.876 | Completed | Bio-Earth: 0.193 Inert: 0.683 | Used for road sub-base, soil conditioning, and recycling |
| 3 | Shore Point | 3.786 | Completed | Bio-Earth: 1.461 Inert: 2.325 | Used for road sub-base, soil conditioning, and recycling |
| 4 | Rampur | 0.983 | Completed | Bio-Earth: 0.229 Inert: 0.754 | Used for road sub-base, soil conditioning, and recycling |
| 5 | R.K. Pur | 0.785 | Completed | Bio-Earth: 0.181 Inert: 0.604 | Used for road sub-base, soil conditioning, and recycling |
| 6 | Netaji Nagar | 1.983 | Completed | Bio-Earth: 0.881 Inert: 1.102 | Used for road sub-base, soil conditioning, and recycling |
| 7 | Ramnagar | 2.885 | Completed | Bio-Earth: 0.881 Inert: 2.004 | Used for road sub-base, soil conditioning, and recycling |
| 8 | Long Island | 0.883 | Completed | Bio-Earth: 0.294 Inert: 0.589 | Used for road sub-base, soil conditioning, and recycling |

Assistant Director (RD Panch)
 Directorate of RD, Panchayats, Municipalities and Urban Local Bodies
 Government of Karnataka
 Page 19 of 27


| | | | | | |
|----|-----------|-------|-----------|----------------------------------|--|
| | | | | | recycling |
| 9 | Rangat | 2.784 | Completed | Bio-Earth: 0.396 Inert: 2.388 | Used for road sub-base, soil conditioning, and recycling |
| 10 | Kadamtala | 0.984 | Completed | Bio-Earth: 0.429 Inert: 0.555 | Used for road sub-base, soil conditioning, and recycling |

The bioremediation of legacy waste at all 10 identified Gram Panchayat locations has been successfully completed by M/s C.M. Scrap Traders, who was the vendor duly authorized by the RD Department in 2021. The initiative has contributed significantly to improving cleanliness, reducing environmental hazards, and promoting sustainable waste management practices at the rural level. The work executed by M/s C.M. Scrap Traders was found satisfactory and in compliance with the SWM guidelines under proper supervision of the Gram Panchayat and monitored by the Block-level officers.

- The recovered materials from the waste were processed and utilized in the following manner:
- o Bio-Earth/Compost-Like Output (CLO): Used for local landscaping and soil conditioning.
 - o Inert Waste: Used for infrastructure works such as road sub-base and filling of low-lying areas.
 - o Recyclables (Plastic, Metal): Sent to authorized recyclers.

PRESENT STATUS OF ACCUMULATED WASTE

| Sl. No | Island Name | Households | Daily Waste Generation (TPD) | Dry Waste (TPD) | Wet Waste (TPD) | Total Processing Capacity (TPD) | Waste Processed (TPD) | Processing Gap (TPD) | Accumulated Waste (MT) |
|--------|----------------|------------|------------------------------|-----------------|-----------------|---------------------------------|-----------------------|----------------------|------------------------|
| 1 | South Andaman | 26,932 | 2.50 | 1.50 | 1.00 | 13.0 | 2.10 | 0.40 | 2179.39 167.556 |
| 2 | Swaraj Dweep | 735 | 0.20 | 0.12 | 0.08 | 0.5 | 0.17 | 0.03 | |
| 3 | Shaheed Dweep | 1,641 | 0.60 | 0.36 | 0.24 | 0.5 | 0.35 | 0.25 | |
| 4 | Great Nicobar | 2,180 | 0.80 | 0.48 | 0.32 | 0.5 | 0.70 | 0.10 | 56 |
| 5 | North Andaman | 10,533 | 1.80 | 1.10 | 0.70 | 13.0 | 1.50 | 0.30 | 1048.67 |
| 6 | Middle Andaman | 13,823 | 2.20 | 1.35 | 0.85 | 13.0 | 1.90 | 0.30 | |
| 7 | Long Island | 325 | 0.10 | 0.06 | 0.04 | 0.5 | 0.08 | 0.02 | |
| 8 | Baratang | 1,328 | 0.30 | 0.18 | 0.12 | 0.5 | 0.25 | 0.05 | |
| 9 | Little Andaman | 5,093 | 1.70 | 1.02 | 0.68 | 1.0 | 1.45 | 0.25 | 79.0 |
| Total | All Islands | 62,590 | 10.20 | 6.07 | 4.13 | - | 8.50 | 1.70 | 3530.61 |


 Assistant Director (RD) Panchayat
 01, D. 11th floor, 11th floor, 11th floor
 DISTRICT HEADQUARTERS OF RD, PANCHAYAT, LOCAL 507
 Page 20 of 27

[B] Sewage management

| | | | | | | | | | | |
|--|---|--------|------------------------|------------|-------------------|------------------|--------------------|--------------------|-----------------|------------------------------------|
| <p>(B) (i) Estimated sewage generation is 23.6 MLD (Black water - 10.083 MLD and Grey water 13.511 MLD) and Black water is managed at each household level by constructing Septic tanks and Soak pits. Details of household septic tank, soakpit and the final discharge of the grey water proposed for household connection and STP to be provided.</p> | <p>Details of daily sewage generation (black water and grey water separately), quantity processed and gap in processing for all 31 inhabited islands and SVPMC area shall be submitted.</p> <p>Details of household septic tanks and soak pits in rural and urban areas shall also be provided.</p> <p>(Action by: RD&P, SVPMC, Dept. of E&F, Dept. of TW & A&N Police)</p> | Sl. No | Island Name | Households | Black Water (MLD) | Grey Water (MLD) | Total Sewage (MLD) | Septic Tanks (No.) | Soak Pits (No.) | Estimated Treatment Capacity (MLD) |
| | | 1 | North & Middle Andaman | 10,533 | 0.75 | 0.50 | 1.25 | 6,200 | 5,900 | 1.25 |
| | | 2 | Middle Andaman Island | 13,823 | 0.80 | 0.55 | 1.35 | 8,500 | 8,100 | 1.35 |
| | | 3 | South Andaman Island | 26,932 | 1.60 | 0.90 | 2.50 | 14,800 | 14,500 | 2.50 |
| | | 4 | Baratang Island | 1,328 | 0.25 | 0.20 | 0.45 | 3,200 | 3,050 | 0.45 |
| | | 5 | Long Island | 325 | 0.07 | 0.05 | 0.12 | 850 | 810 | 0.12 |
| | | 6 | Swaraj Dweep | 735 | 0.15 | 0.10 | 0.25 | 4,200 | 4,000 | 0.25 |
| | | 7 | Shaheed Dweep | 1,641 | 0.10 | 0.05 | 0.15 | 2,100 | 2,000 | 0.15 |
| | | 8 | Little Andaman Island | 5,093 | 0.30 | 0.25 | 0.55 | 4,900 | 4,750 | 0.55 |
| | | 9 | Great Nicobar Island | 2,180 | 0.60 | 0.43 | 1.03 | 7,570 | 7,400 | 1.03 |
| | | Total | All Islands | 62,590 | 4.62 | 5.03 | 9.65 | 52,320 | 50,710 | 9.65 |

| | | | | | | | | | | | | |
|--|---|---------|---------------|----------------------------------|-------------------|-------------------------|-----------------------|---------------------------|-----------------------|----------------------------|--------------------------|---------------------|
| <p>B) (ii) We direct that quantity of flow in each drain and their final termination/ confluence point should be disclosed. The drains, if meant for</p> | <p>Proposals for setting up STPs and FSTPs for all inhabited islands (centralised/decentralised/cluster-based) shall be submitted along with a comprehensive action plan also the difficulties faced in tendering such as</p> | Sl. No. | Island | FSTP Proposal Type | Households Served | Proposed Capacity (KLD) | Coverage (No. of GPs) | Current Status | Technology Used | Target Tender Finalization | Target Work Commencement | Expected Completion |
| | | 1 | South Andaman | Decentralized FSTPs in GP areas, | 18,500 | 5 KLD per unit | 22 GPs | DPRs completed, tendering | Planted Drying Beds & | Within current FY | Immediately after award | Oct 2026 |

Director of RD and Panchayats
 Port Blair
 Page 21 of 27

draining out storm water, should not be intercepted in the long run and subjected to treatment including in-situ treatment. Attempts should be made to separate Grey water that can be treated from Storm water drains.

poor participation, high rates, repeated tender calls and geographical and climatic constraints like hilly terrain, heavy rainfall.

(Action by: RD&P, SVPMC & APWD)

Details of drains, quantity of flow in each drain, quantity of grey water discharged and their final outfall points shall be furnished by rural and urban development authorities.

(Action by: RD&P, SVPMC & APWD)

RD & PRI and APWD shall review & submit the signed committed timelines for tendering, installation and commissioning of the proposed Faecal Sludge Treatment Plant (FSTP) and provide revised timelines, if any.

Similarly, SVPMC and APWD shall submit timelines for the construction of sewerage systems or greywater treatment facilities, including stages of tendering, installation and commissioning.

(Action by: RD & PRI, SVPMC and APWD)

| | | | | | | | | | | | |
|-------|----------------|---|--------|----------------|------------------|---|------------------------------------|-------------------|-------------------------|----------|--|
| 2 | Little Andaman | Cluster-based Decentralized FSTPs in major villages, Cluster-based near tourist spots | 4,000 | 5 KLD per unit | 5 GPs | ongoing | Hybrid FSTPs | | | | |
| 3 | North Andaman | Decentralized FSTPs in remote hamlets | 10,000 | 5 KLD per unit | 37 GPs | DPRs completed, tendering to be initiated | Planted Drying Beds & Hybrid FSTPs | Within current FY | Immediately after award | Oct 2026 | |
| 4 | Middle Andaman | Decentralized FSTPs for cluster settlements | 8,000 | 5 KLD per unit | | DPRs prepared, technical vetting ongoing | Hybrid FSTP Models | Within current FY | Immediately after award | Oct 2026 | |
| 5 | Swaraj Dweep | Decentralized FSTPs, Cluster-based treatment for tourist areas | 2,500 | 5 KLD per unit | 2 GPs | DPRs prepared, tendering initiated | Planted Drying Beds & Hybrid FSTPs | Within current FY | Immediately after award | Oct 2026 | |
| 6 | Shaheed Dweep | Cluster-based FSTPs in villages | 1,500 | 5 KLD per unit | 1 GPs | DPR in final stage | Hybrid FSTP Models | Within current FY | Immediately after award | Oct 2026 | |
| 7 | Great Nicobar | Decentralized FSTPs in peripheral villages | 4,500 | 5 KLD per unit | 3 GPs | DPRs under preparation | Planted Drying Beds & Hybrid FSTPs | Within current FY | Immediately after award | Oct 2026 | |
| 8 | Nancowry | Decentralized FSTPs, Cluster-based treatment in dense villages | 3,090 | 5 KLD per unit | Tribal Areas | DPRs prepared | Hybrid FSTP Models | Within current FY | Immediately after award | Oct 2026 | |
| 9 | Car Nicobar | Decentralized FSTPs in village clusters | 9,500 | 5 KLD per unit | | DPRs under finalization, tendering expected | Planted Drying Beds & Hybrid FSTPs | Within current FY | Immediately after award | Oct 2026 | |
| Total | | | 62,590 | 5 KLD per unit | 70 GPs 02 TBs | DPRs prepared, tendering ongoing across islands | | Within current FY | Immediately after award | Oct 2026 | |

Completion target: Sep -Oct 2026 (phase-wise implementation)

| Sl. No. | Type of FSTP | Location | Technology Used | Current Status | Remarks |
|---------|--------------|----------------|-------------------|---------------------------|---------------------------|
| 1 | Hybrid FSTP | Chouldari | Hybrid Technology | Tender finalized | Work to start by May 2026 |
| 2 | Hybrid FSTP | Diglipur | Hybrid Technology | Tender finalized | Work to start by May 2026 |
| 3 | Hybrid FSTP | Little Andaman | Hybrid Technology | At tender stage with APWD | Tender under process |

Handwritten signature and official stamp of the Assistant Director (RD) (Panch) at the Directorate of RD, PRI, SVPMC & APWD, Port Blair.

| | | | | | |
|----|------------------------|---------------|----------------------------|---------------------------|----------------------|
| 4 | Hybrid FSTP | Rangat | Hybrid Technology | At tender stage with APWD | Tender under process |
| 5 | FSIP (Dry Planted Bed) | Mayabunder | Dry Planted Bed Technology | At tender stage with APWD | - |
| 6 | FSIP (Dry Planted Bed) | Swaraj Dweep | Dry Planted Bed Technology | At tender stage with APWD | - |
| 7 | FSIP (Dry Planted Bed) | Shaheed Dweep | Dry Planted Bed Technology | At tender stage with APWD | - |
| 8 | FSIP (Dry Planted Bed) | Car Nicobar | Dry Planted Bed Technology | At tender stage with APWD | - |
| 9 | FSIP (Dry Planted Bed) | Nancowry | Dry Planted Bed Technology | At tender stage with APWD | - |
| 10 | FSIP (Dry Planted Bed) | Campbell Bay | Dry Planted Bed Technology | At tender stage with APWD | - |

B (iii) We also direct to disclose status of Black and Grey water management with Gaps in management in respect of each island. Status of Natural/ Storm Water Drains receiving Black/ Grey water should also be disclosed.

Status of Black and Grey Water Management - Island-wise Report

| Sl. No | Island Name | Households | Black Water (MLD) | Grey Water (MLD) | Total Sewage (MLD) | Septic Tanks (No.) | Soak Pits (No.) | Estimated Treatment Capacity (MLD) |
|--------------|------------------------|---------------|-------------------|------------------|--------------------|--------------------|-----------------|------------------------------------|
| 1 | North & Middle Andaman | 10,533 | 0.75 | 0.50 | 1.25 | 6,200 | 5,900 | 1.25 |
| 2 | Middle Andaman Island | 13,823 | 0.80 | 0.55 | 1.35 | 8,500 | 8,100 | 1.35 |
| 3 | South Andaman Island | 26,932 | 1.60 | 0.90 | 2.50 | 14,800 | 14,500 | 2.50 |
| 4 | Baratang Island | 1,328 | 0.25 | 0.20 | 0.45 | 3,200 | 3,050 | 0.45 |
| 5 | Long Island | 325 | 0.07 | 0.05 | 0.12 | 850 | 810 | 0.12 |
| 6 | Swaraj Dweep | 735 | 0.15 | 0.10 | 0.25 | 4,200 | 4,000 | 0.25 |
| 7 | Shaheed Dweep | 1,641 | 0.10 | 0.05 | 0.15 | 2,100 | 2,000 | 0.15 |
| 8 | Little Andaman Island | 5,093 | 0.30 | 0.25 | 0.55 | 4,900 | 4,750 | 0.55 |
| 9 | Great Nicobar Island | 2,180 | 0.60 | 0.43 | 1.03 | 7,570 | 7,400 | 1.03 |
| Total | All Islands | 62,590 | 4.62 | 5.03 | 9.65 | 52,320 | 50,710 | 9.65 |

Key Points:

1. All 09 islands have scientifically managed grey and black water systems.
2. No natural or storm drains receive untreated wastewater.
3. 10 FSTPs are proposed to further strengthen black water treatment; DPR and tendering are in advanced stages.
4. All households connected to septic tanks and soak pits for Black Water Management.
5. Grey water is reused locally for irrigation, gardening, and domestic purposes, supporting environmental sustainability.
6. The overall system ensures public health protection, scientific wastewater management, and NGT compliance.

RING FENCED EXPENDITURE

| | | |
|--|---|---|
| C (i) In the present report, there is no disclosure on opening and maintaining single dedicated Ring-Fenced account and expenditures incurred from that account. | For the creation of Single Ring-Fenced Account as per the Order, file may be put up for the approval of Competent Authority | The Department of Rural Development, Andaman & Nicobar Administration, has submitted the compliance status to ANPCC |
|--|---|---|

(Signature)
 Assistant Director (RD/Panch)
 Directorate of RD, PWS and Urban Local
 Port Blair
 Page 23 of 27

C (ii) Next report should disclose allocations made in respect of each island for management of sewage and solid waste management and firming out facilities required, executing agencies and timelines for completion

All departments shall furnish details of funds allocated for each island towards sewage and solid waste management, along with action plans specifying the required facilities, executing agencies and timelines for completion, in compliance with the directions of the Hon'ble NGT.
(Action by: All concerned departments)

Island-wise Financial Allocation and Expenditure for Solid & Liquid Waste Management

Financial Allocation - FY 2025-26 (SBM-G Phase-II)

Total Approved AIP Budget: ₹ 5.58 Crore

1 Individual Household Latrines (IHHLs)

Total Target Beneficiaries: 328

| Sl. No. | Block | Target IHHLs |
|---------|-------------------------|--------------|
| 1 | Diglipur | 55 |
| 2 | Mayabunder | 05 |
| 3 | Rangat | 37 |
| 4 | Prothrapur | 170 |
| 5 | Ferrargunj | 00 |
| 6 | Little Andaman | 26 |
| 7 | Campbell Bay | 05 |
| 8 | Nancowry (Tribal Block) | 30 |
| Total | | 328 |

2. Community Sanitary Complexes (CSC)

| Sl. No. | Block | CSC |
|---------|----------|-----|
| 01 | Nancowry | 05 |
| Total | | 05 |

3 Faecal Sludge Treatment Plants (FSTPs)

Amount Sanctioned: ₹ 2.39 Crore

No. of FSTPs: 06

| Sl. No. | GP / Cluster | No. of FSTPs |
|---------|--------------|--------------|
| 01 | Mayabunder | 01 |
| 02 | Swarajdeep | 01 |
| 03 | Shaheed Deep | 01 |
| 04 | Car Nicobar | 01 |
| 05 | Nancowry | 01 |
| 06 | Campbell Bay | 01 |
| Total | | 06 |

4. Gobardhan Projects

Amount Sanctioned: ₹ 1.00 Crore

(₹ 50 Lakhs per District)

Total Units: 03

| Sl. No. | District | No. of Units |
|---------|------------------------|--------------|
| 01 | South Andaman | 02 |
| 02 | North & Middle Andaman | 01 |
| Total | | 03 |

24/10/26
Assistant Director (RO/Panchy)
AND URBAN LOCAL
Page 24 of 27

5. Procurement of Pick-Up Vans (SWM Clusters)

Amount Sanctioned: ₹ 1.43 Crore

Total Vehicles: 28

| Sl. No. | SWM Cluster | No. of Pick-Up Vans |
|---------|------------------------|---------------------|
| 01 | South Andaman | 11 |
| 02 | North & Middle Andaman | 14 |
| 03 | Nicobar District | 03 |
| Total | | 28 |

Component-Wise Financial Summary (FY 2025-26)

| Component | Amount (₹ Crore) |
|--------------------|--------------------------|
| FSTPs | 2.39 |
| GOBARDhan | 1.00 |
| Pick-Up Vans | 1.43 |
| IHHLs & CSC | Balance within total AIP |
| Total AIP Approved | ₹ 5.58 Crore |

Detail of the GIA released to PRIs for the year 2024-25

GIA released to PRIs for the year 2024-25

| Sl. NO. | NAME Of the PRI's | SEWERAGE SANITATION | & | SEWERAGE & SANITATION (MANPOWER) | Total |
|---------|-----------------------|---------------------|---|----------------------------------|---------|
| | Gram Panchayat | | | | |
| 1 | Govindnagar (S/D) | 1129045 | | 1036336 | 2165381 |
| 2 | Shyam Nagar (S/D) | 609580 | | 1036336 | 1645916 |
| 3 | Shaheed Dweep | 536554 | | 1036336 | 1572890 |
| 4 | Beodnabad | 960000 | | 1036336 | 1996336 |
| 5 | Calicut | 960000 | | 1000000 | 1960000 |
| 6 | Sippighat | 524538 | | 1036336 | 1560874 |
| 7 | Ferrargunj | 1116219 | | 1036336 | 2152555 |
| 8 | Bindraban | 956173 | | 1036336 | 1992509 |
| 9 | Wimberlygunj | 953314 | | 1036336 | 1989650 |
| 10 | Kanyapuram | 960000 | | 1036336 | 1996336 |
| 11 | Mannarghat | 947667 | | 1036336 | 1984003 |
| 12 | Shoal Bay | 921860 | | 1000000 | 1921860 |
| 13 | Stewartgunj | 960000 | | 1036336 | 1996336 |
| 14 | Bambooflat-I | 1135000 | | 1036336 | 2171336 |
| 15 | Bambooflat-II | 944954 | | 1036336 | 1981290 |
| 16 | Hope Town | 960000 | | 1036336 | 1996336 |
| 17 | Shore Point | 1111912 | | 1036336 | 2148248 |

| | | | | |
|----|------------------|---------|---------|---------|
| 18 | Namunaghar | 954517 | 1036336 | 1990853 |
| 19 | Mithakhari | 959710 | 1036336 | 1996046 |
| 20 | Tushnabad | 951796 | 1036336 | 1988132 |
| 21 | Chouldari | 960000 | 1036336 | 1996336 |
| 22 | Guptapara | 960000 | 1036336 | 1996336 |
| 23 | Humfrygunj | 960000 | 1036336 | 1996336 |
| 24 | Wandoor | 1132057 | 1036336 | 2168393 |
| 25 | Collinpur | 953424 | 1036336 | 1989760 |
| 26 | Hut Bay | 1093704 | 1036336 | 2130040 |
| 27 | Netaji Nagar | 1124889 | 1036336 | 2161225 |
| 28 | Ramakrishnapur | 960000 | 1036336 | 1996336 |
| 29 | Rabindranagar | 764589 | 1036336 | 1800925 |
| 30 | Vivekanandapur | 944155 | 1036336 | 1980491 |
| 31 | Campbell Bay | 387713 | 1036336 | 1424049 |
| 32 | Govindnagar(C/B) | 946278 | 1036336 | 1982614 |
| 33 | Laxmi Nagar(C/B) | 960000 | 1036336 | 1996336 |
| 34 | Sivapuram | 1120024 | 1036336 | 2156360 |
| 35 | Nimbutala | 959769 | 1036336 | 1996105 |
| 36 | Dasaratpur | 960000 | 1036336 | 1996336 |
| 37 | Rangat | 1133367 | 1036336 | 2169703 |
| 38 | Parnasala | 960000 | 1036336 | 1996336 |
| 39 | Sabari | 910548 | 1036336 | 1946884 |
| 40 | Urmilapur | 866792 | 900000 | 1766792 |
| 41 | Bakultala | 960000 | 1036336 | 1996336 |
| 42 | Kaushalyanagar | 960000 | 1036336 | 1996336 |
| 43 | Kadamtala | 940875 | 1036336 | 1977211 |
| 44 | Uttara | 931864 | 1036336 | 1968200 |
| 45 | Long Island | 934933 | 1036336 | 1971269 |
| 46 | Sundergarh | 960000 | 1036336 | 1996336 |
| 47 | Nilambur | 977782 | 1036336 | 2014118 |
| 48 | Mayabunder | 1115379 | 1036336 | 2151715 |
| 49 | Pokadera | 960000 | 1036336 | 1996336 |
| 50 | Rampur | 960000 | 1036336 | 1996336 |
| 51 | Pahalgaoon | 860987 | 900987 | 1761974 |
| 52 | Chainpur | 801292 | 1036336 | 1837628 |
| 53 | Basantipur | 960000 | 1036336 | 1996336 |
| 54 | Hari Nagar | 960000 | 1036336 | 1996336 |
| 55 | Swadesh Nagar | 960000 | 1036337 | 1996337 |
| 56 | Kalighat | 948804 | 1036337 | 1985141 |
| 57 | Laxmipur | 956582 | 1036337 | 1992919 |
| 58 | Madhupur | 960000 | 1036337 | 1996337 |
| 59 | Nabagram | 954613 | 1036337 | 1990950 |
| 60 | Ramakrishnagram | 960000 | 1000000 | 1960000 |
| 61 | Kishori Nagar | 960000 | 1036337 | 1996337 |
| 62 | Sita Nagar | 960000 | 1036337 | 1996337 |
| 63 | Keralapuram | 960000 | 1036337 | 1996337 |
| 64 | Shibpur | 960000 | 1036337 | 1996337 |
| 65 | Radha Nagar | 922706 | 1036337 | 1959043 |
| 66 | Subhashgram | 1125956 | 1036337 | 2162293 |
| 67 | Ram Nagar | 960000 | 1036337 | 1996337 |
| 68 | Diglipur | 1135000 | 1036337 | 2171333 |
| 69 | Gandhinagar | 960000 | 960000 | 1920000 |


 Assistant Director (RD, Panch)
 ১১. ডি. ১১১ ১১১ ১১১ ১১১ ১১১ ১১১
 DIRECTORATE OF RD PRS AND URBAN LOCAL
 Page 26 of 27

| | | | | | |
|--|----|---------------|-----------------|-----------------|------------------|
| | 70 | Paschim Sagar | 936574 | 1036337 | 1972911 |
| | | Total | 66513495 | 72086505 | 138600000 |


 Assistant Director (RD/Panch)
 Director of RD PRIs AND UPSAN LOCAL ST
 and other / Port Blair

COMPREHENSIVE ACTION PLAN AND PROPOSAL FOR CLEARANCE OF 3,530 MT ACCUMULATED WASTE AND BRIDGING 1.5 TPD PROCESSING GAP (INCLUDING DETAILED LOGISTICS & FINANCIAL TABLES)

1. Background and Current Status

A total of 3,530 MT of **accumulated waste** is presently lying at various SWM cluster sites in rural areas. Additionally, at present a **processing gap of approximately 1.5 TPD** exists due to partial non-functionality of machinery and sub-optimal utilization of infrastructure.

2. Objective

1. To clear **3,530 MT accumulated waste** in a time-bound manner
2. To bridge the **1.5 TPD processing gap** and achieve 100% scientific processing
3. To ensure sustainable SWM operations across all clusters

3. Strategy for Bridging 1.5 TPD Gap

The processing gap shall be eliminated through restoration of infrastructure. Four non-functional baling machines shall be repaired and made operational by **end of April 2026**, enabling full utilization of **13 TPD processing capacity**.

Additional measures include:

- Deployment of additional baling/shredding machines in high-footfall tourist areas
- Strengthening door-to-door segregated collection

4. Proposal for One-Time Tender

Since existing capacity is primarily for daily waste, a **one-time centralized tender through PRI along with dedicated logistics support** will be proposed for expeditious clearance of accumulated waste. The tender shall be covering segregation, processing, transportation, and final disposal.

5. Scope of Work

The selected agency shall undertake.

- Secondary segregation of 3,530 MT waste
- Baling, shredding, and compaction
- Packaging and containerization
- Transportation (cluster → jetty → mainland)
- Disposal through CPCB-authorized recyclers

[Handwritten signature]
25/3/26

- Submission of compliance and end-use certificates
- Further, to expedite the process and ensure timely clearance, additional labour may also be engaged through outsourcing by the Panchayati Raj Institutions (PRIs) to support the above operations.

6. Detailed Quantity and Logistics Assessment

| Sl. No. | Component | Particulars | Quantity / Norms | Remarks |
|---------|-----------------------------|--|-----------------------|---|
| 1 | Total Accumulated Waste | Accumulated waste to be cleared | 3,530 MT | Across all SWM clusters |
| 2 | Container Capacity | Average load per container | 6 MT | After baling |
| 3 | Total Containers Required | $3,530 \div 6$ | 588 Containers | Rounded |
| 4 | Cluster to Jetty Transport | Movement via vehicles | Daily basis | Through tippers |
| 5 | Intermediate Storage Points | Near jetties | As required | For consolidation |
| 6 | Processing Requirement | Baling/shredding | 100% waste | Mandatory |
| 7 | Container Loading | Standard per container | 6 MT | Sealed & labeled |
| 8 | Voyage Allocation | Proposed RD share | 15 containers/voyage | Subject to approval |
| 9 | Total Voyages Required | $588 \div 15$ | 40 Voyages | — |
| 10 | Monthly Voyage Plan | Shipping frequency | 6-8 voyages | Coordinated |
| 11 | Clearance Timeline | Based on above | 6-9 Months | Time-bound, subject to logistical constraints. Any delays in availability or scheduling of port vessels/ships for transportation to the mainland may extend the overall timeline. |
| 12 | Transport Flow | Cluster → Jetty → Mainland → Recycler | Multi-stage | End-to-end |
| 13 | Documentation | Weighment, challan, manifest, ANPCC Clearance & recycler certificate | Mandatory | Compliance |
| 14 | Risk Mitigation | Buffer storage, backup logistics | Applicable | To avoid delay |

7. Detailed Estimate based on Government Vessel Utilization and DSS Rates, Sri Vijaya Puram

| Sl. No. | Component | Rate (₹/MT) | Quantity (MT) | Amount (₹) | Remarks |
|---------|--|-------------|---------------|---------------------------|--|
| 1 | Segregation & Processing | 1,500 | 3,530 | 52,95,000 | Sorting and secondary segregation |
| 2 | Baling & Handling | 1,000 | 3,530 | 35,30,000 | Compaction, shredding and handling |
| 3A | Cluster to Jetty Transport | 1,000 | 3,530 | 35,30,000 | Intra-island transport |
| 3B | Inter-Island Shipping (Govt. Vessel via DSS, Port Blair) | 1,000 | 3,530 | 35,30,000 | Transportation through DSS-operated vessels |
| 3C | Mainland Transport | 2,000 | 3,530 | 70,60,000 | Transportation to CPCB-authorized recyclers |
| | Total Transportation | — | — | 1,41,20,000 | Based on DSS rates and vessel utilization |
| 4 | Administrative & Monitoring | Lump sum | — | 15,00,000 | Supervision, documentation and compliance |
| 5 | Contingency (10%) | — | — | 25,00,000 | Includes unforeseen expenses and logistics variability |
| | Grand Total | — | — | ₹2,69,45,000 | — |
| | Rounded Cost for Approval | — | — | ₹2.70 - 3.00 Crore | — |

The transportation component has been estimated based on prevailing rates of the Directorate of Shipping Services (DSS), Sri Vijaya Puram, utilizing Government vessels. The timeline and cost may vary depending on vessel availability, sailing schedules, and weather conditions. To ensure timely completion of the task, private shipping vessels may also be engaged, if required, in case of non-availability or delay of Government vessels.

8. Implementation Timeline

| Phase | Activity | Timeline |
|-----------|----------------------------|--------------|
| Phase I | Approval & tender floating | 0-2 Month |
| Phase II | Award & mobilization | 2-4 Months |
| Phase III | Segregation & processing | 4-10 Months |
| Phase IV | Transportation & disposal | 10-15 Months |

9. Monitoring Mechanism

- **Gram Panchayat:** Daily records
- **BDO:** Weekly monitoring, machinery maintenance
- **District:** Monthly review
- **Directorate:** Overall supervision and reporting

Handwritten signature and date: 25/12/26

10. Expected Outcomes

- Elimination of 1.5 TPD processing gap
- Full utilization of 13 TPD capacity
- Clearance of 3,530 MT waste within 1 -1.5 year
- Sustainable and efficient SWM system

The proposed plan integrates infrastructure restoration with a one-time tender-based clearance mechanism supported by structured logistics and financial planning. Approval of the proposal will enable the RD Department to clear the accumulated waste in a **time-bound, scientifically compliant, and administratively feasible manner**, while ensuring long-term sustainability of solid waste management operations.

LS
25/2/20

4231



NO. 2-7(45)/ITDP/GIA//2019-20

अंडमान और निकोबार प्रशासन/ANDAMAN & NICOBAR ADMINISTRATION

अध्यक्ष कार्यालय (आईटीडीए)/OFFICE OF THE CHAIRMAN (ITDA)

निकोबार जिला/NICOBAR DISTRICT

Car Nicobar dated 12th March, 2026

To,

The Director,
Directorate of Tribal Welfare
Secretariat Complex
Sri Vijayapuram.

Sub:- Reply / Comments on the draft SOP for Solid Waste Management in Remote inhabited islands - regarding

Sir,

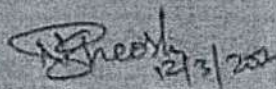
With reference to Letter No. 1-715/2026/TW/232 dated 11th March, 2026 regarding comments on the draft SOP for Solid Waste Management in Remote Inhabited Islands, the reply to Point No. 3(iv) is as follows:

Car Nicobar is a tribal rural area consisting of 15 villages. The quantitative solid waste generation indicated in the draft SOP may be treated as tentative, as the actual quantity may vary depending upon field-level assessment.

It is further informed that the Solid Waste Management (SWM) tender for Car Nicobar has been finalized with the involvement of the Tribal Council, and the process is currently under implementation. The accurate estimation of solid waste generation can be confirmed only after the finalization and operationalization of the SWM tender and the commencement of the full-scale waste collection and segregation system.

Hence, the figures may be considered provisional at present. The final assessment will be submitted after proper implementation and monitoring of the SWM system in Car Nicobar.

Yours faithfully


Project Officer, ITDP
Car Nicobar

Solid Waste Management Plan in Nicobar District

Nicobar district is predominantly tribal reserve inhabited by nicobarese and shompen community, except small revenue area of Campbell bay. The island has traditionally based on coconut based economy with focus on circularity and zero waste. However, due to entry of plastic and packaged items, the need of SWM has become more evident. The SWM is primarily dealt by BDO under Rural development department through Swachh Bharat Mission, ITDP complements the efforts due to lack of recognised gram panchayats in tribal areas.

1. **Solid waste generation (island wise)-** There is no quantification of waste generated in Nancowry and Car Nicobar as there is proper waste management system in place therefore figures are tentative.

| Name of Inhabited Island | Waste Generation collection range, TPD |
|--------------------------|--|
| Car Nicobar- | 0.50-0.60 |
| Nancowry | 0.03-0.04 |
| Kamorta | 0.06-0.08 |
| Katchal | 0.02-0.03 |
| Chowra | 0.03-0.04 |
| Teresa | 0.05-0.06 |
| Great Nicobar | 0.02-0.03 |
| Little Nicobar | 0.008-0.01 |

2. Waste Collection-

The tribal areas of tehsil Car Nicobar and Nancowry doesn't fall under 5th and 6th Schedule nor under 73rd and 74th Amendment (lack gram panchayat and municipality) areas therefore lacks institutional mechanism for solid waste management.

At present, Car Nicobar tehsil has finalised tender for private party along with active involvement of Tribal council for waste collection, segregation and scientific management through MRF facility at Sawai village. The recyclable material will be baled through machines and sent to Port Blair by the tendered party. The process is expected to be functional within a month. For Nancowry tehsil, tendering is under process, Kamorta island has been identified as Cluster for waste processing.

Campbell bay has existing mechanism through Gram Panchayats in revenue areas which floats tender for waste management and subsequently transported to Port Blair for recycling needs. The tribal area is also covered through existing mechanism for waste collection. There is 100% collection of waste through door to door collection among villages.

सहायक आयुक्त (मु)
Assistant Commissioner (HQ)
कार निकोबार

4233

Waste storage and transport

A cluster based approach is followed , there are 3 clusters across the district. The scientific waste management principles are incorporated into the bid documents for Car nicobar and Nancowry. The best practices are followed by Gram Panchayats at Campbell bay with proper safety gears, Material Recovery Facility , bailing machines, incineration and landfill.

| Clusters across Nicobar district- | | Area catered |
|-----------------------------------|---------------|--|
| Car Nicobar | Sawai village | complete island of Car Nicobar |
| Nancowry | Kamorta | Kamorta, Katchal, Teresa, Chowra, Nancowry |
| Campbell bay | Vijay nagar | Great Nicobar, Little Nicobar, Afra bay |

4. Recycling and processing-

Segregated waste is transported via road and sea to the clusters. Cluster facilities are utilised for bailing the recyclable waste , biodegradable waste is composted through the pits and manure is produced. High calorific value waste is proposed to be incinerated at clusters. Landfill site is utilised for degradable and incinerated waste.

5. Liquid waste management and FSTP-

The blackwater and fecal sludge management is operational under Swacch Bharat mission as of now. However, Rural Development department is coordinating for FSTP plant establishment and land identification is under way. The District Administration is bidding for cesspool van for faecal sludge management and regular emptying of septic tanks at car nicobar.

6. Record maintenance-

The whole process of waste collection will be supervised by BDO office along with DC office. The tendered parties are mandated to keep record of logbook of vehicles, receipt of waste weight, monthly waste report to be submitted to the in-charge officers.

7. Infrastructure Creation as per NGT Directions -

Each department is directed to conduct annual assessment of waste generation in their establishments. Create necessary infrastructure such as: Segregation bins , Storage sheds , Composting units (where feasible)

8. Capacity building –

Training programmes with focus on source segregation, safe handling and storage of waste, on-site composting techniques, and environmentally sound transportation and disposal of dry waste in accordance with the provisions of the Solid Waste Management Rules, 2016 will be organised by BDO office and private party encouraged to train waste handlers and personnel directly engaged in waste

सहायक आयुक्त (मु)
Assistant Commissioner (HC)
कार निकोबार

collection, segregation, storage, and transportation to ensure proper handling and compliance with prescribed procedures.

9. Monitoring of SWM process-

Monitoring shall be carried out through

- a. Departmental Head of Office
- b. Rural Development & Panchayats Department
- c. District Administration
- d. ANPCC / Pollution Control Authorities
- e. Periodic inspection and verification of waste management practices shall be conducted.
- f. Quarterly Reporting System:

| Report | Submitted To | Frequency |
|-------------------------|-------------------------|-------------|
| Waste generation report | RD&P | Monthly |
| Compliance report | District Administration | Quarterly |
| Consolidated report | ANPCC | Half-yearly |

The SWM system in Nicobar is still in early stage but district administration endeavours to take it to mature and scientific scale as envisaged under SWM Rules, 2016 and through directions of NGT.

सहायक आयुक्त (मु)
Assistant Commissioner (HQ)
कार निकोबार
Car Nicobar

F. No. 4(G-I)/30/Vol-IV/C-85002/1445

प्रधान मुख्य वन संरक्षक का कार्यालय

OFFICE OF THE PRINCIPAL CHIEF CONSERVATOR OF FORESTS .
अंडमान तथा निकोबार द्वीप समूह/ANDAMAN & NICOBAR ISLANDS
वन सदन/VAN SADAN

Sri Vijaya Puram, Dated- 18-03-2026

D No. 4511
Date 19/3/26
Science & Technology

Sir
EE
Scanned

To,

The Member Secretary (ANPCC),
Andaman and Nicobar Pollution Control Committee,
Department of Science and Technology,
Andaman and Nicobar Administration
Dollygunj, Sri Vijaya Puram
Email- dstpcc-andamans@and.nic.in

Sub: Furnishing of updated status and supporting documents in compliance with NGT Order dated 26.09.2025 (O.A. No.606/2018) - reg.

Ref:- F.No.7-43/PCC/NGT(O.A 606/2018/2024)/971 dated 05/02/2026

Sir,

I am directed to refer your letter under reference on the above mentioned subject. The Forest camps established in inhabited Islands are as under:

1. Interview Island
2. Lanfall Island
3. Narcondam Island
4. North Passage Island
5. Rutland Island

In compliance with the Hon'ble NGT Order dated 26.09.2025 in O.A. No. 606/2018, the updated status of Solid Waste Management practices under Protected Areas under Department of Environment and Forests in Andaman & Nicobar Islands is furnished as under:


1. Presently, No Forest staff are deployed at Landfall island.
2. The wet wastes are dumped in a decomposition pit and, after complete decomposition, used as manure in wildlife sanctuaries.
3. The non-biodegradable wastes and drifted garbage along sea shores are collected in garbage bags and, upon accumulation of

sufficient quantities, transported to concerned Panchayat areas and handed over to the waste collection team of Gram Panchayats. An order dated 11.03.2026 has been issued to all concerned to follow the procedures strictly (copy enclosed) However, as on date department has not Quantified the waste collected & handed over.

However, as per the formats communicated to concerned divisions, inputs received from only few divisions, the month-wise details of solid waste collected across Forest Camps at inhabited Islands is enclosed herewith for information and appropriate action at your end please.

Yours faithfully,

Encl- A/a


सहायक वन संरक्षक /Assistant Conservator of Forests
(मुख्यालय /Headquarters)

Copy to:

The Secretary, Department of Science and Technology/ Chairman ANPCC, Andaman and Nicobar Administration, Sri Vijaya Puram for favour of kind information.

G/ 6 |
 प्रधान मुख्य वन संरक्षक का कार्यालय
 OFFICE OF THE PRINCIPAL CHIEF CONSERVATOR OF FORESTS
 अंडमान तथा निकोबार द्वीप समूह/ANDAMAN & NICOBAR ISLANDS
 वन सदन/VAN SADAN

Sri Vijaya Puram, dated 11-03-2026

OFFICE ORDER-

There are several inhabited Islands located in Isolated location far away from the main Islands of Andaman & Nicobar Islands, where Forest Camps are established for protection of Wildlife and Biodiversity to safeguard the fragile Ecosystem of Andaman & Nicobar Islands as per detailed below:

| Sl No. | Name of Island | No. of Staff deployed | Remarks |
|--------|----------------------|-----------------------|----------------------|
| 1 | Narcondam Island | 18 | Police & Forest |
| 2 | Interview Island | 17 | Police & Forest |
| 3 | Tilongchand Island | 5 | Police & Forest |
| 4 | Stewart Island | 2 | Forest |
| 5 | Curlew Island | 2 | Forest |
| 6 | North Passage Island | 3 | Forest & Agriculture |
| 7 | Rutland Island | 12 | Forest |
| 8 | Smith Island | 5 | Forest |

It has been observed that in certain instances the solid waste generated while carrying essential commodities in such Islands while performing camping duties get accumulated. Instances has also been observed that in few circumstances these solid waste generated are not being returned back to their respective Range Headquarters for further proper disposal in designated disposal point after completion of camping.

Now, therefore, in order to maintain cleanliness and ensure proper waste management, all staff engaged in camping duties in such far flung Isolated Islands are hereby instructed that any accumulated solid waste collected during their assigned duty must be returned and deposited at the designated dumping/processing location before leaving duty.

It is further informed to all concerned that the officer responsible for collection and depositing such solid waste shall take a photograph of depositing the solid waste to the designated dumping location and forward the same Photographs to this office through the Divisional Forest Officer concerned along with the relevant forms as annexed (Annexure-II) ,duly filled in all respect.

They shall ensure strict compliance with this instruction. Any deviation from the above order will be viewed seriously and may attract appropriate administrative action.

This order comes into effect immediately.

Digitally signed by
 Shabu Kannapara Thomas
 Date: 11-03-2026
 17:24:09

Conservator of Forests
 (Headquarters)
 F.No.4(G-I)/30/Vol-IV/C-85002/

A. Month Wise Solid Waste Collection Details in respect of North Passage Island:

| Month | Total Waste Collected (TPD) in Kgs | Total Dry Waste (TPD)in Kgs | Total Wet Waste (TPD)in Kgs | DHW & Sanitary | Inert/ Reject |
|------------|------------------------------------|-----------------------------|-----------------------------|----------------|---------------|
| Sept, 2025 | 245 | 245 | 0 | 0 | 0 |
| Oct, 2025 | 297 | 297 | 0 | 0 | 0 |
| Nov, 2025 | 434 | 434 | 0 | 0 | 0 |
| Dec, 2025 | 480 | 480 | 0 | 0 | 0 |
| Jan, 2026 | 550 | 550 | 0 | 0 | 0 |
| Feb, 2026 | 505 | 505 | 0 | 0 | 0 |
| Average | 419 | 419 | 0 | 0 | 0 |

B. Details of Solid Waste Management System (Generation, Capacity of processing facilities, present processing & Gap in respect of North Passage Island

| Waste Type | Avg. Waste Composition (%) | Avg. Waste Generation (TPD) | Waste Processing Capacity (TPD) | Waste Processed (TPD) | Waste Processing Gap (TPD) | Legacy Generated (TPD) |
|----------------|----------------------------|-----------------------------|---------------------------------|-----------------------|----------------------------|------------------------|
| Dry | | | | | | |
| Wet | | | | | | |
| DHW & Sanitary | | | | | | |
| Inert/ Reject | | | | | | |
| Total | | | | | | |

C. Month-wise Sewage/ Waste water generation details in respect of North Passage Island

| Month | Total Sewage/ Waste water Generation (KLD) (A) | | | Processed (B) | | | Gap (A-B) | | |
|------------|--|-------------|------------|---------------|------------|-------|-------------|------------|-------|
| | Total | Black Water | Grey Water | Black Water | Grey Water | Total | Black Water | Grey Water | Total |
| Sept, 2025 | 1 | 2 | 3 | 4 | 5 | 6 | (2-4) | (3-5) | (1-6) |
| Oct, 2025 | | | | | | | | | |
| Nov, 2025 | | | | | | | | | |
| Dec, 2025 | | | | | | | | | |
| Jan, 2026 | | | | | | | | | |
| Feb, 2026 | | | | | | | | | |
| Average | | | | | | | | | |

A. Month Wise Solid Waste Collection Details in respect of Interview Island:

| Month | Total Waste Collected (TPD) | Total Dry Waste (TPD) | Total Wet Waste (TPD) | DHW & Sanitary | Inert/Reject |
|------------|-----------------------------|-----------------------|-----------------------|----------------|--------------|
| Sept, 2025 | | | | | |
| Oct, 2025 | | | | | |
| Nov, 2025 | | | | | |
| Dec, 2025 | | | | | |
| Jan, 2026 | | | | | |
| Feb, 2026 | | | | | |
| Average | | | | | |

B. Details of Solid Waste Management System (Generation, Capacity of processing facilities, present processing & Gap Interview Island

| Waste Type | Avg. Waste Composition (%) | Avg. Waste Generation (TPD) | Waste Processing Capacity (TPD) | Waste Processed (TPD) | Waste Processing Gap (TPD) | Legacy Generated (TPD) |
|----------------|----------------------------|-----------------------------|---------------------------------|-----------------------|----------------------------|------------------------|
| Dry | | | | | | |
| Wet | | | | | | |
| DHW & Sanitary | | | | | | |
| Inert/Reject | | | | | | |
| Total | | | | | | |

C. Month-wise Sewage/ Waste water generation details Interview Island

| Month | Total Sewage/ Waste water Generation (KLD) (A) | | | Processed (B) | | | Gap (A-B) | | |
|------------|--|-------------|------------|---------------|------------|-------|-------------|------------|-------|
| | Total | Black Water | Grey Water | Black Water | Grey Water | Total | Black Water | Grey Water | Total |
| Sept, 2025 | 1 | 2 | 3 | 4 | 5 | 6 | (2-4) | (3-5) | (1-6) |
| Oct, 2025 | | | | | | | | | |
| Nov, 2025 | | | | | | | | | |
| Dec, 2025 | | | | | | | | | |
| Jan, 2026 | | | | | | | | | |
| Feb, 2026 | | | | | | | | | |
| Average | | | | | | | | | |

A. Month Wise Solid Waste Collection Details in respect of Narcondam Island:

| Month | Total Waste Collected (TPD) | Total Dry Waste (TPD) | Total Wet Waste (TPD) | DHW & Sanitary | Inert/Reject |
|------------|-----------------------------|-----------------------|-----------------------|----------------|--------------|
| Sept, 2025 | | | | | |
| Oct, 2025 | | | | | |
| Nov, 2025 | | | | | |
| Dec, 2025 | | | | | |
| Jan, 2026 | | | | | |
| Feb, 2026 | | | | | |
| Average | | | | | |

B. Details of Solid Waste Management System (Generation, Capacity of processing facilities, present processing & Gap Narcondam Island

| Waste Type | Avg. Waste Composition (%) | Avg. Waste Generation (TPD) | Waste Processing Capacity (TPD) | Waste Processed (TPD) | Waste Processing Gap (TPD) | Legacy Generated (TPD) |
|----------------|----------------------------|-----------------------------|---------------------------------|-----------------------|----------------------------|------------------------|
| Dry | | | | | | |
| Wet | | | | | | |
| DHW & Sanitary | | | | | | |
| Inert/Reject | | | | | | |
| Total | | | | | | |

C. Month-wise Sewage/ Waste water generation details Narcondam Island

| Month | Total Sewage/ Waste water Generation (KLD) (A) | | | Processed (B) | | | Gap (A-B) | | |
|------------|--|-------------|------------|---------------|------------|-------|-------------|------------|-------|
| | Total | Black Water | Grey Water | Black Water | Grey Water | Total | Black Water | Grey Water | Total |
| Sept, 2025 | 1 | 2 | 3 | 4 | 5 | 6 | (2-4) | (3-5) | (1-6) |
| Oct, 2025 | | | | | | | | | |
| Nov, 2025 | | | | | | | | | |
| Dec, 2025 | | | | | | | | | |
| Jan, 2026 | | | | | | | | | |
| Feb, 2026 | | | | | | | | | |
| Average | | | | | | | | | |

A. Month Wise Solid Waste Collection Details in respect of Landfall Island: presently no staff is deployed.

| Month | Total Waste Collected (TPD) | Total Dry Waste (TPD) | Total Wet Waste (TPD) | DHW & Sanitary | Inert/Reject |
|------------|-----------------------------|-----------------------|-----------------------|----------------|--------------|
| Sept, 2025 | | | | | |
| Oct, 2025 | | | | | |
| Nov, 2025 | | | | | |
| Dec, 2025 | | | | | |
| Jan, 2026 | | | | | |
| Feb, 2026 | | | | | |
| Average | | | | | |

B. B. Details of Solid Waste Management System (Generation, Capacity of processing facilities, present processing & Gap in respect of Landfall Island: presently no staff is deployed.

| Waste Type | Avg. Waste Composition (%) | Avg. Waste Generation (TPD) | Waste Processing Capacity (TPD) | Waste Processed (TPD) | Waste Processing Gap (TPD) | Legacy Generated (TPD) |
|----------------|----------------------------|-----------------------------|---------------------------------|-----------------------|----------------------------|------------------------|
| Dry | | | | | | |
| Wet | | | | | | |
| DHW & Sanitary | | | | | | |
| Inert/Reject | | | | | | |
| Total | | | | | | |

C. C. Month-wise Sewage/ Waste water generation details in respect of Landfall Island: presently no staff is deployed.

| Month | Total Sewage/ Waste water Generation (KLD) (A) | | | Processed (B) | | | Gap (A-B) | | |
|------------|--|-------------|------------|---------------|------------|-------|-------------|------------|-------|
| | Total | Black Water | Grey Water | Black Water | Grey Water | Total | Black Water | Grey Water | Total |
| Sept, 2025 | 1 | 2 | 3 | 4 | 5 | 6 | (2-4) | (3-5) | (1-6) |
| Oct, 2025 | | | | | | | | | |
| Nov, 2025 | | | | | | | | | |
| Dec, 2025 | | | | | | | | | |

| | | | | | | | | | |
|-----------|--|--|--|--|--|--|--|--|--|
| Jan, 2026 | | | | | | | | | |
| Feb, 2026 | | | | | | | | | |
| Average | | | | | | | | | |

A. Month Wise Solid Waste Collection Details in respect of Rutland Island:


| Month | Total Waste Collected (TPD) | Total Dry Waste (TPD) | Total Wet Waste (TPD) | DHW & Sanitary | Inert/Reject |
|------------|-----------------------------|-----------------------|-----------------------|----------------|--------------|
| Sept, 2025 | | | | | |
| Oct, 2025 | | | | | |
| Nov, 2025 | | | | | |
| Dec, 2025 | | | | | |
| Jan, 2026 | | | | | |
| Feb, 2026 | | | | | |
| Average | | | | | |

B. Details of Solid Waste Management System (Generation, Capacity of processing facilities, present processing & Gap in respect of Rutland Island

| Waste Type | Avg. Waste Composition (%) | Avg. Waste Generation (TPD) | Waste Processing Capacity (TPD) | Waste Processed (TPD) | Waste Processing Gap (TPD) | Legacy Generated (TPD) |
|----------------|----------------------------|-----------------------------|---------------------------------|-----------------------|----------------------------|------------------------|
| Dry | | | | | | |
| Wet | | | | | | |
| DHW & Sanitary | | | | | | |
| Inert/Reject | | | | | | |
| Total | | | | | | |

Month-wise Sewage/Waste water generation details in respect of Rutland Island

| Month | Total Sewage/Waste water Generation (KLD) (A) | | | Processed (B) | | | Gap (A-B) | | |
|------------|---|-------------|------------|---------------|------------|-------|-------------|------------|-------|
| | Total | Black Water | Grey Water | Black Water | Grey Water | Total | Black Water | Grey Water | Total |
| Sept, 2025 | 1 | 2 | 3 | 4 | 5 | 6 | (2-4) | (3-5) | (1-6) |
| Oct, 2025 | | | | | | | | | |
| Nov, 2025 | | | | | | | | | |
| Dec, 2025 | | | | | | | | | |
| Jan, 2026 | | | | | | | | | |
| Feb, 2026 | | | | | | | | | |
| Average | | | | | | | | | |


 Assistant Conservator of Forests
 (Headquarters) 18/2/26

4243

Annexure- E 137

I/309573/2026
 पुलिस महानिदेशक का कार्यालय
OFFICE OF THE DIRECTOR GENERAL OF POLICE
 अण्डमान तथा निकोबार द्वीप समूह
 Andaman and Nicobar Islands

श्री विजयपुरम Sri VijayaPuram, दिनांक dated 27-03-2026

To,

The Director (S&T) & Member Secretary, ANPCC
 Andaman & Nicobar Pollution Control Committee
 Department of Science and Technology
 Dolly Gunj, Sri Vijaya Puram -744103
 Email id - dstandmans@gmail.com

Sub: Standard Operating Procedure for Solid Waste Management in A & N Police Establishments located in remote and low population Islands-reg.,

Sir,

Kindly refer to this office letter dated 20/03/2026 (copy enclosed) and also refer to your email dated 24/03/2026. It is to inform that the A&N Police has already been executed the Standard Operating Procedure for Solid Waste Management vide this office letter No. M/432/2026-Genl-PHQ-POLICE_AN/1/309335/2026 dated 27/03/2026. However, a copy of the same is enclosed herewith for ready reference please.

Yours faithfully

Encl: A/a

Digitally signed by
 Rajnikant Awadhiya
 Date: 27-03-2026

Dy. Superintendent of Police (HQ)
 18.16.25
 Police Headquarters,
 Atlanta Point

Copy to:-

R to DySP (HQ) to email the letter at
 dstandmans@gmail.com

No. M/432/2026-Genl-PHQ-POLICE_AN/I/309335/2026

पुलिस महानिदेशक का कार्यालय
OFFICE OF THE DIRECTOR GENERAL OF POLICE

अण्डमान तथा निकोबार द्वीप समूह
Andaman and Nicobar Islands

श्री विजयपुरम Sri VijayaPuram, दिनांक dated 27-03-2026

STANDARD OPERATING PROCEDURE

For Solid Waste Management in A&N Police Establishments
Located in Remote and Low Population Islands

1. Short Title and Commencement:

This Standard Operating Procedure (SOP) shall be called the "SOP for Solid Waste Management in A&N Police Establishments located in Remote and Low Population Islands." It shall come into force with effect from the date of its issuance.

2. Objective:

The objective of this SOP is to ensure scientific and environmentally sound management of solid waste generated from A&N Police establishments located in remote islands. It aims to facilitate source segregation, safe storage, on-site processing of biodegradable waste, and systematic transportation of dry, sanitary, and domestic hazardous waste. The SOP also seeks to ensure compliance with the Solid Waste Management Rules, 2016 (as amended) and the directions of the Hon'ble National Green Tribunal in O.A. No. 606/2018 dated 26.09.2025.

3. Applicability:

4245

This SOP shall apply to all A&N Police establishments located in remote islands and low population areas, particularly those having a population of less than 500 and generating less than 100 kg of solid waste per day. It shall cover Police Stations, Police Outposts, Look out Posts, temporary camps and other police establishments functioning in isolated locations. The provisions shall apply irrespective of the availability of municipal or Panchayat waste collection systems.

4. Nodal Responsibility:

The Police Department shall be responsible for the implementation of this SOP across all its establishments. A Nodal Officer shall be designated at the district or unit level for monitoring and reporting. The Station House Officer (SHO) or officer in charge of each unit shall ensure compliance at the field level. Necessary coordination shall be maintained with the Rural Development and Panchayats (RD&P) Department for transportation and disposal of waste at designated SWM Clusters or Material Recovery Facilities (MRF Centres).

5. Legal Framework:

This SOP is issued in compliance with the Solid Waste Management Rules, 2016 including amendments notified by the Ministry of Environment, Forest and Climate Change (MoEF&CC), the directions of the Hon'ble National Green Tribunal in O.A. No. 606/2018, and relevant guidelines issued by the Central Pollution Control Board (CPCB) and

the Ministry of Housing and Urban Affairs (MoHUA).

6. Solid Waste Management:

6.1 Waste Segregation at Source:

All police establishments shall mandatorily ensure segregation of waste at source into four categories, namely wet waste, dry waste, sanitary waste, and domestic hazardous waste. Wet waste such as kitchen and biodegradable waste shall be composted within the premises using low-cost methods wherever feasible. Dry waste including plastic, paper, metal, and glass shall be transported to the nearest MRF Centres for recycling. Sanitary waste shall be securely wrapped and disposed of through authorized methods, including incineration where feasible. Domestic hazardous waste such as batteries, bulbs, and medicines shall be stored separately and handed over to authorized handlers. Standard colour-coded bins (green, blue, red, and black) shall be used for effective segregation.

6.2 Storage and Containment:

Waste shall be stored in covered, leak-proof, and wildlife-proof containers to prevent littering and access by animals and birds. The storage period shall not exceed 7 to 15 days depending on the quantity of waste generated. Each unit shall provide designated storage areas or covered sheds within the premises for temporary storage of segregated waste.

6.3 Transportation of Waste:

4247

Transportation of waste shall be carried out through departmental vehicles, inter-island ferry or boat services, or other authorized arrangements in coordination with the RD&P Department. All waste shall be securely packed to prevent spillage and care shall be taken to avoid littering during transit. A regular transportation schedule shall be followed based on waste generation, with monthly transport for less than 20 kg per day, fortnightly for 20–50 kg per day and weekly for more than 50 kg per day. Available government schemes for transportation of waste may be utilized wherever applicable.

6.4 Deposition at RD&P SWM Clusters/MRF Centres:

All segregated waste shall be deposited at the nearest RD&P SWM Cluster or MRF Centre. At the time of deposition, the waste shall be weighed and a receipt indicating the quantity and category of waste shall be obtained. Such receipts shall be maintained as part of the official record for monitoring and compliance.

6.5 Record Maintenance:

Each police unit shall maintain proper records including a waste generation register, waste transportation logbook, waste deposition receipts, and monthly waste reports. These records shall be maintained by the unit in-charge and reviewed periodically by the SHO or head of the unit.

7. Infrastructure Creation:

All police establishments shall ensure the creation of

basic infrastructure required for effective waste management, including provision of colour-coded segregation bins, storage facilities and composting units wherever feasible. Units located in remote areas with limited manpower may require additional support for waste management activities, which may be considered subject to feasibility. Adequate budgetary provisions shall be planned for establishing and maintaining waste management infrastructure.

8. Department-wise Mapping to RD&P SWM Clusters/MRF Centres (Police Units):

Police units shall transport waste to their nearest RD&P SWM Clusters or MRF Centres based on geographical proximity. For example, Rangat Police Station shall be linked to Rangat Cluster, Diglipur units to Nabagram/Madhupur Clusters, Baratang Outpost to Kadamtala/Nilambar, Swaraj Dweep Police Stations to Radha Nagar, and Shaheed Dweep Police Station to Neil Kendra. The SHO shall ensure coordination for timely transportation and disposal.

9. Capacity Building:

All police personnel shall be sensitized and trained in proper solid waste management practices including segregation, composting, safe handling and storage of waste. Periodic training and awareness programmes shall be conducted in coordination with RD&P and Pollution Control authorities. Personnel directly involved in waste handling shall receive regular training and supervisory officers shall

4249

undergo annual training to strengthen monitoring and compliance.

10. Monitoring Mechanism:

A structured monitoring mechanism shall be established within the Police Department. The SHO or unit in-charge shall be responsible for day-to-day compliance, while district-level officers and Police Headquarters shall oversee overall implementation. Coordination shall be maintained with RD&P, District Administration and Pollution Control authorities. SHOs shall ensure that no unauthorized disposal of waste takes place and shall coordinate with local bodies wherever required. Periodic inspections shall be conducted to verify compliance.

10.1 Reporting System:

A structured reporting system shall be followed wherein monthly waste generation reports shall be submitted to the District Police Office, quarterly compliance reports to Police Headquarters and consolidated reports to the Pollution Control authorities or Administration on a half-yearly basis.

11. Special Considerations:

Special attention shall be given to police establishments located near forest areas and all waste storage containers shall be wildlife-proof and securely covered to prevent access by animals and birds. Open dumping and burning of waste shall be strictly prohibited. Emphasis shall be placed on waste minimization, environmental sustainability and strict adherence to prescribed rules and regulations.

This SOP is issued with the approval of the Competent Authority.

Digitally signed by
Balram
Superintendent of Police (PHQ)
Police Headquarters
Atlanta Point
Date: 17-03-2026
13:18:42

Copy for information to:-

1. SO to DGP, A & N Islands
2. SO to ADGP
3. SO to IGP
4. R to DIGsP
5. All SSsP/SsP
6. All DySsP/SDPOs
7. All SHOs
8. Standing Guard File (PHQ)

4251

पुलिस महानिदेशक का कार्यालय
OFFICE OF THE DIRECTOR GENERAL OF POLICE
 अंडमान और निकोबार द्वीप समूह
 Andaman & Nicobar Islands

श्री विजय पुरम, Sri Vijaya Puram, दिनांक dated 20-03-2026

To,

The Director (S&T) & Member Secretary (ANPCC),
 A&N Administration.

Sub: Minutes of the 2nd Review Meeting held under the Chairmanship of the Commissioner-Cum-Secretary (S&T) on 03.02.2026 at 05:00 P.M on the Directions issued by the Hon'ble NGT, Principal Bench, vide Order Dated 26/09/26 in O.A No. 606 of 2018 Regarding Compliance with the Municipal Solid Waste Management Rules, 2016 and other environmental issues;

Sir/Madam,

Kindly refer to the above cited subject. In this regards, the requisite information in respect of A&N Police is as under:

| Point No. | Actionable Points | Action Taken |
|-----------|---|--|
| 1 | The island-wise details of the present mechanism in place for waste collection shall be submitted to the department and standard SOPs shall be framed island-wise/forest check-post-wise or police outpost-wise. Directions shall be issued by the respective departments viz. Forest Department and Police Department. respectively. | In compliance with the directions, regular cleaning of all PSs/OPs/JPPs are being carried out on a daily as well as monthly basis. Further, as and when standard SOPs for waste collection and disposal are framed by the competent authority, A&N Police will duly comply with the directions and instructions contained therein. |
| 3 | A letter shall be issued to the DGP, A&N Police for submitting the present practices and for standardising waste management, including collection and transportation, in coordination with the Rural Development Department for receipt of waste through the police outposts. | The present waste management practices in PSs/OPs/JPPs under A&N Police have been reviewed. The solid waste generated in these establishment is primarily collected and disposed of through the concerned Panchayats and local civic authorities. However, in certain remote locations, strengthening of transportation and systematic disposal mechanisms may be required. Further, efforts are being made to coordinate |

| | |
|--|---|
| | with the Rural Development & Panchayati Raj (RD&P) Department for streamlining and standardizing the waste collection and transportation system including the receipt of waste from police outposts through the local waste management framework. |
|--|---|

Digitally signed by Yours faithfully,
Rajnikant Awadhiya

Date: 20-03-2026

16:21:40

Dy. Superintendent of Police (HQ)
Police Headquarters



अंडमान और निकोबार प्रशासन, हड्डो, श्री विजय पुरम - ७४४१०२
 DIRECTORATE OF AGRICULTURE
 ANDAMAN AND NICOBAR ADMINISTRATION, HADDO, SRI VIJAYA PURAM - 744102

e-mail: diragri@gmail.com

Klsan Call Centre : 243434

: 03192-233257

F.No. DA/TC/249/Pollution Control/2023-24/1138

Dated: 7th April 2026

STANDARD OPERATING PROCEDURE (SOP)
FOR SOLID WASTE MANAGEMENT AT DEPARTMENT PLANTATION,
FLAT BAY, CHOULDARI

1. Short Title and Commencement

This Standard Operating Procedure (SOP) shall be called the “**SOP for Solid Waste Management at Department Plantation, Flat Bay, Chouldari.**” It shall come into force with immediate effect from the date of its issuance and shall remain in force until revised or amended by the competent authority.

The provisions contained herein shall be binding on all officers, staff, labourers, contractual personnel, and visitors entering the plantation premises. Strict compliance shall be ensured at all levels to safeguard the ecological integrity of the plantation and the surrounding mangrove ecosystem.

2. Objectives

This SOP aims to ensure compliance with the Solid Waste Management Rules, 2016 (as amended), guidelines issued by the Central Pollution Control Board (CPCB), and directions of the Hon'ble National Green Tribunal (NGT).

The specific objectives are:

- To prevent accumulation of plastic and sea-washed waste across all four islands.
- To enforce a strict “Carry-In, Carry-Out” protocol for all personnel.
- To ensure daily accountability and removal of waste brought into the plantation.
- To protect agricultural crops (coconut, mango, rambutan, spices, etc.) and surrounding mangrove/forest ecosystems.
- To promote environmentally sustainable handling of biodegradable waste through in-situ management.

3. Applicability and Scope

This SOP applies to all operational areas of Department Plantation, Flat Bay, Chouldari in the following Islands:

- **Island 1:** Rocky/unreachable zone (monitoring of waste)
- **Island 2:** Connected via earthen dyke to Island 3
- **Island 3:** Connected to main entry via wooden bridge
- **Island 4:** Connected via temporary bridge
- **Main Entry:** Lal Pahad area

It is applicable to all categories of personnel, including officers, supervisors, workers, contractual labourers, and visitors, irrespective of the quantity or type of waste generated.

4. Nodal Responsibility

1. **Farm In-Charge (Nodal Officer):**
 - Overall responsibility for implementation, supervision, and monitoring of this SOP.
 - Ensure adequate arrangements for waste collection, storage, and disposal.
2. **Field-Level Supervisor (Designated Lead Worker):**
 - Enforce daily compliance with the Carry-In, Carry-Out rule.
3. **Inspection and Monitoring:**
 - Periodic inspections shall be conducted to ensure mangrove and forest areas remain free of non-biodegradable waste.
4. **External Coordination:**
 - Coordination shall be maintained with the Chouldari Gram Panchayat and Rural Development Department for transportation and disposal of waste at designated SWM facilities (Chouldari / Loha Barrack).

5. Waste Categorization

1. **Non-Biodegradable Waste (Primary Focus):**
 - Plastic bottles, packaging, carry bags, wrappers, etc. brought by workers/visitors.
2. **Biodegradable Waste:**
 - Estimated at **10-12 MT/ha/year**, comprising crop residues, leaves, weeds, nursery waste, and plant biomass.
 - To be managed through in-situ composting, mulching, or natural decomposition.

6. Operational Procedures

6.1 Zero-Waste Protocol (Lal Pahad Entry Point)

- **Check-in (06:00AM):**
All plastic items carried by workers shall be recorded at entry.

4255

- **Check-out (03.00PM):**
Workers must carry back all plastic items brought in and deposit them at the designated collection point.
- **Bin-Free Zone:**
All four islands shall be designated as bin-free zone. No waste storage is permitted within Island interiors.

6.2 Cleaning and Collection

- **Island 1:**
 - Visual monitoring from accessible points.
 - Any visible accumulation of waste shall be reported to the Gram Panchayat for removal.
- **Other islands Cleaning (Weekly):**
 - Workers shall clean accessible stretches of Islands 2, 3, and 4.
- **Central Collection Point:**
 - A designated waste collection area shall be maintained at Lal Pahad entry gate.

7. Transportation and Final Disposal

- **Non-Biodegradable Waste:**
 - Shall be handed over to the Chouldari Gram Panchayat for transport to authorized disposal sites (Chouldari / Loha Barrack SWM Cluster).
- **Biodegradable Waste:**
 - Shall be processed on-site through composting or mulching.
- **Frequency:**
 - Waste collection from Lal Pahad shall occur at least once per week or as required.

8. Prohibitions

The following activities are strictly prohibited:

- **Burning of Waste:**
No burning of any plastic or agricultural waste.
- **Ocean Dumping:**
Disposal of waste into the sea or mangrove areas is strictly prohibited.
- **Littering:**
No waste shall be left behind on any island after working hours.

Non-compliance may invite action as per applicable rules.

9. Review and Amendment

This SOP shall be reviewed periodically and updated as required based on:

- Changes in environmental regulations
- Government guidelines
- Operational requirements

All amendments shall be communicated to concerned personnel for compliance.

10. Approval

This SOP is issued with the approval of the competent authority and shall be complied with strictly by all concerned.

Sd/-
7/4/2026
Joint Director (Agri.) HQ

To

The Assistant Director (Agri.)
South Andaman

Copy to:

1. PS to Secy. (Agri.) for kind information of the Secretary (Agri.), A&N Admn., Sri Vijaya Puram.
2. PA to DA for kind information of the Director (Agri.), A&N Admn., Sri Vijaya Puram.

Sd/-
7/4/2026
Joint Director (Agri.) HQ

No.4-390/Aves Islands/DC (N&MA)/2026
अंडमान तथा निकोबार प्रशासन/A&N ADMINISTRATION
उपायुक्त का कार्यालय/OFFICE OF THE DEPUTY COMMISSIONER
उत्तरी तथा मध्य अंडमान/N&M ANDAMAN
मायाबंदर/MAYABUNDER

Mayabunder dated the 2nd April 2026

STANDARD OPERATING PROCEDURE (SOP)

For Solid Waste Management at Aves Islands, Mayabunder, North & Middle
Andaman District

1. Short Title and Commencement

This Standard Operating Procedure (SOP) shall be called the “SOP for Solid Waste Management in Aves Islands, Mayabunder”. It shall come into force with effect from the date of its issuance. Presently Aves Island is an Uninhabited island and very few people visit the island over weekends in day time only. Tourist infrastructure and accomodation is going to be set up in Aves island over the next 2 years. Currently Gram Panchayat, Mayabunder collects the waste accumulated if any, once in a month.

2. Objective

- To establish a preventive and sustainable system for solid waste management in Aves Islands.
- To ensure environmental protection in view of its current uninhabited status.
- To create a framework for future human activity, tourism, or departmental presence.
- To avoid marine and coastal pollution.

3. Applicability

This SOP shall apply to:

- Any Government department visiting or operating in Aves Islands.
- Tourists, researchers, contractors, and temporary visitors.
- Any future habitation or notified activity in the Island.

4. Nodal Responsibility

- The Deputy Commissioner, North & Middle Andaman, Mayabunder – Overall supervision.
- The Executive Engineer, NACD, APWD (Mayabunder) – Infrastructure support.
- PRIs / RD Department (Mayabunder) – SWM cluster linkage and execution.
- Forest Department – Environmental safeguards and monitoring.
- Any designated Nodal Officer for Aves Islands (to be notified in future).

5. Legal Framework

This SOP is issued in compliance with:

- The Solid Waste Management Rules, 2016.
- Plastic Waste Management Rules, 2016.
- Environment Protection Act
- Any UT Administration orders issued from time to time.

6. Solid Waste Management

6.1 Waste Segregation at Source

- Mandatory segregation into:
Biodegradable waste (food, organic matter)
Non-biodegradable (plastic, metal, glass)
Domestic hazardous waste (batteries, sanitary waste)
No littering shall be permitted.

6.2 Storage and Containment

- Temporary storage in **covered, leak-proof containers**.
- Color-coded bins to be used wherever feasible.
- Waste shall not be buried or burnt on the island.

6.3 Transportation of Waste

- Waste shall be transported back to Mayabunder through:
Authorized boats or departmental vessels.
Transportation to be scheduled and recorded.
No waste shall be disposed of in sea or coastal areas.

6.4 Deposition at RD&P / SWM Clusters

- All collected waste shall be deposited at designated:
RD (Rural Development) SWM clusters
Panchayat-level processing facilities
Final processing as per existing SWM protocols.

6.5 Record Maintenance

- Logbook to be maintained for:
Quantity of waste generated
Category-wise segregation
Date of transportation
Receiving SWM cluster details
- Responsibility of maintaining records:
Reviewed periodically by the designated Officer

7. Infrastructure Creation

Considering the uninhabited nature:

- Minimal and eco-friendly infrastructure to be developed
- Portable bins

- 4259**
- Temporary waste storage units
 - Signages promoting “Zero Waste Island”
 - No permanent dumping or landfill site shall be created.
 - Solar-powered compactors (if needed in future).

8. Department-wise Mapping to RD&P SWM Clusters

- Aves Islands shall be mapped to nearest SWM cluster:
Likely clusters: at Rampur, Mayabunder

9. Capacity Building

- Awareness programs for:
Government staff
Tour operators
Visitors
- Training on:
Waste segregation
Environmental protection norms

10. Monitoring Mechanism

10.1 Supervision

- Periodic inspections by:
Additional District Magistrate, North & Middle Andaman, Mayabunder
Forest officials
RD Department representatives

10.2 Reporting System

- Mandatory reporting after each visit/activity:
- Waste generated and transported
- Compliance status
- Monthly consolidated report to be submitted to:
The Deputy Commissioner, N&M Andaman and Pollution Control
authorities or A & N Administration
- Use of digital reporting (if feasible)
- Photos, GPS tagging, compliance logs

11. Special Considerations

- **Zero Waste Policy** to be strictly followed.
- Ban on single-use plastics.
- No burning, dumping, or burial of waste.
- Protection of:
Marine ecosystem
Coral reefs
Wildlife habitats
- Emergency protocol:
Immediate removal of any hazardous waste

Any violation shall attract penal action under applicable laws.

This Standard Operating Procedure (SOP) is issued with the approval of the Competent Authority.



Additional District Magistrate
North & Middle Andaman
Mayabunder

Copy for information to:-

1. PA to the Deputy Commissioner (N&MA), Mayabunder
2. The Assistant Commissioner (HQ), Mayabunder
3. The Assistant Commissioner, Rangat
4. The Assistant Commissioner, Diglipur
5. The Tehsildar, Mayabunder

**No.4-390/Aves Islands/DC (N&MA)/2026/
अंडमान तथा निकोबार प्रशासन/A&N ADMINISTRATION
उपायुक्त का कार्यालय/OFFICE OF THE DEPUTY COMMISSIONER
उत्तरी तथा मध्य अंडमान/N&M ANDAMAN
मायाबंदर/MAYABUNDER.**

Mayabunder dated 2nd April 2026

To

The Director (S &T) & Member Secretary, ANPCC
A & N Pollution Control Committee
Department of Science and Technology
Dolly Gunj, Sri Vijaya Puram-744103

Sub: Submission of Standard Operating Procedure (SOP) for Solid Waste Management in Aves Island, Mayabunder- reg.

Sir,

With reference to your Gmail dated 1st April 2026 on the subject cited above, I am submitting herewith the Standard Operating Procedure (SOP) for Solid Waste Management in Aves Island, Mayabunder for information and necessary action.



Additional District Magistrate
North & Middle Andaman
Mayabunder

Copy to:

1. PA to DC (N&MA) for kind information of DC(N&MA) please.



Additional District Magistrate
North & Middle Andaman
Mayabunder



आवासन और शहरी कार्य मंत्रालय
भारत सरकार

MINISTRY OF HOUSING AND
URBAN AFFAIRS
GOVERNMENT OF INDIA

156
4262

Annexure- H

SWACHH BHARAT MISSION



SWACHH CERTIFICATIONS



SWACHH BHARAT MISSION-URBAN 2.0

This is to certify that city of

Sri Vijaya Puram

of the State Andaman and Nicobar Islands been certified



ODF++

Roopa Mishra

Joint Secretary & Mission Director
Swachh Bharat Mission Urban

Srinivas R Katikithala

Secretary,
Ministry of Housing & Urban Affairs



Proceeding of the Meeting held on 05-06-2024 at 11:30 AM in the Rajiv Nagar Tribal Village, Little Nicobar Tribal Council, under the chairmanship of Block Development Officer CD Block Campbell Bay, regarding Declaration of Tribal Villages as ODF Plus Tribal model Village.

At the outset of the meeting, the Block Development Officer, CD Block, Campbell Bay, welcomed CTC and all Captains present in the meeting and briefed about the agenda of the meeting

The following official/ Captains was present in the meeting.


1. Pradeep Kumar Singh, BDO
2. Barnabas Manju, CTC, Great and Little Nicobar
3. Haggie ,1st Captain of Pullo-bha Village
4. Augustin , 1st Captain Pulo-Panja Village
5. A Obedia, 1st Captain of Pullo Uilo Village
6. Morison ,2st Captain of Afra Bay Village
7. George ,2st Captain of Chingan Village
8. G. Clement ,2st Captain of Makachua Village
9. Amose John , VLW
10. Vipul Kumar , VLW
11. Y Harish Kumar , BPM
12. Maggie, GRS
13. James Allen Minj, GRS

The BDO facilitated a thorough discussion of the concept of ODF+ (Open Defecation Free Plus), explaining the advantages to the Tribal community. The captains were actively participated and given their perspectives and queries on the implementation of ODF+ measures.

Furthermore, BDO conveyed the Survey team's report to the CTC and Tribal Village Captains for discussion on declaring ODF + Villages with solid waste management(SWM) & grey water management (GWM), and he spoke with all of the tribal Village Captains regarding the survey team's reports.

The CTC and Tribal Captains reviewed the survey report for their respective villages, offered useful insights, and approved the declaration of their respective tribal villages as ODF plus model villages and signed the certificate for coverage of HHs with SWM assets and GWM assets.

At last meeting ended with the vote of thanks to CTC and Village Captains.



Block Development Officer
CD Block, Campbell Bay
No.4-37/CDB/CB/SBM/2023-24/Vol-X

No.4-37/CDB/CB/SBM/2023-24/Vol- X/134
खंडविकासअधिकारीकाकार्यालय
OFFICE OF THE BLOCK DEVELOPMENT OFFICER
सामुदायिकविकासखंड, कैम्पबेल्बे
CD BLOCK, CAMPBELL BAY

Campbell Bay dated the 07th June, 2024

Copy to:-

1. The Assistant Director (RD/ Panch) for kind information.
2. The Chairman Tribal Council, Campbell bay For kind information and necessary action


Block Development Officer
CD Block, Campbell Bay


OFFICE OF THE GRAM PANCHAYAT, BRINDABAN

SOUTH ANDAMAN

SWACHH BHARAT MISSION (GRAMIN) GRAM PANCHAYAT

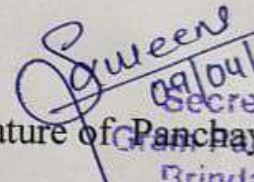
ODF PLUS CERTIFICATE

I, K. Sunil Kumar, Special Officer of Gram Panchayat Brindaban, South Andaman District, Andaman and Nicobar Islands and I, Sameena Azeez, Panchayat Secretary hereby certify that our Gram Panchayat is now ODF - Plus (Open Defecation Free with Solid Liquid Waste Management). The resolution was adopted during the Gram Sabha held on 09.04.2021.

Signature of 
Special Officer
Brindaban

Name: K Sunil Kumar

GP Brindaban

Signature of 
Secretary
Brindaban

Name: Sameena Azeez

GP Brindaban



Swachh Bharat Mission Gramteen Certificate For ODF-Plus (Model) Declaration

GP Name

A & N
Islands

NICOBARS

Great Nicobar (CAMPBELL
BAY)Little Nicobar Tribal
Council

Afra Bay

1. All Households in the village has access to a functional toilet facility: Yes
2. All Schools/Anganwadi Centers /Panchayat Ghar in the village have access to a functional toilet : Yes
3. Marking status of village having Solid waste management arrangements : Yes
4. Marking status of village having Grey Water Management arrangements: Yes
5. Village having IEC Messages: Yes
6. Village having Visual Cleanliness: Yes

ODF Plus (Model) Certificate

I Shri/Shrimati Monson ^{Captain} Sarpanch/ Pradhan/ Mukhiya of Afra Bay tribal Village Gram Panchayat, Little Nicobar Tribal Council Block, Nicobar District, A & N Islands State, and I Shri/ Shrimati Amose John ^{V.L.W.} the BDO/ Gram Panchayat Secretary, hereby certify that our Gram Panchayat/Village is now ODFPlus (Model) and satisfies all the above mentioned criteria. The resolution was adopted in Gram Sabha meeting held on 05-06-2024 and Video of the same Gram Sabha meeting has been uploaded on IMIS.

Signature x

Sarpanch/ Pradhan/ Mukhiya

Names MonsonDate 05-06-2024

Signature

Panchyat Secretary V.L.W.

Names Amose JohnDate: 05-06-2024

Note:- In Case of households less than 5 but more than 0 households in a village, the certificate will be signed by BDO (Block Development Officer)

Proceeding of the meeting held on 25/6/14 ✓ 4.10/14 161
 in the Chukkuchcha village Calicut under the
 chairmanship of Block Development office, CO Block Cal
 Nicobar regarding declaration of Tribal village as ODF
 Plus Tribal Model Village.

At the outset of the meeting the Block Development
 officer, CO Block Cal Nicobar, welcomed C/O and all Captains
 present in the meeting and briefed about the agenda of
 the meeting.

The following official/Captains was present in the meeting

1. Shri Bikash Mondal (BDO)
2. Shri Edmond Wolford (1st Headman)
3. Shri V. K. Manohar (VLU)
4. Smti. Penina (Villagers)
5. Shri Philip (Villager)
6. Shri Shiva Subramanyam
7. Shri Ram Kumari (GRS)
8. Shri Robinson (GRS)
9. Tevanti Kujin (GRS)
10. James Kullu (GRS)

The BDO facilitated a through discussion of the concept
 of the ODF Plus (Open defecation free Plus), explaining
 the advantage to the tribal community.

The Captains were actively participated and given their
 propatives and queries on the implementation of ODF plus
 measures.

162
4268

Furthermore, BDO conveyed a survey form report to
etc and tribal village captains for discussion on declaring
of ODF Plus village with solid waste management (swm) &
grey water management (GWM), and he spoke with all
of the tribal village captains regarding the survey form
report.

The etc and tribal captains reviewed the survey report
for their respective villages, offered useful insight and
approved the declaration of their respective tribal villages
as ODF Plus model villages and signed the certificate for
coverage of HHS with swm assets and GWM assets.

At last meeting ended with the vote of thanks, to
etc and village captains.

Eshwar
Block Development officers
CD Block, Cass Nicobar


| State Name | District Name | Block Name | GP Name | Village Name |
|---------------|---------------|-------------|----------------------------|--------------|
| A & N Islands | NICOBARS | CAR NICOBAR | Car Nicobar Tribal Council | Chuckchucha |

1. All Households in the village has access to a functional toilet facility: Yes
2. All Schools/Anganwadi Centers /Panchayat Ghar in the village have access to a functional toilet : Yes
3. Marking status of village having Solid waste management arrangements : Yes
4. Marking status of village having Grey Water Management arrangements: Yes
5. Village having IEC Messages: Yes
6. Village having Visual Cleanliness: Yes
7. Treatment of Grey Water at termination point of drains: Yes

ODF Plus (Model) Certificate

I Shri/Shrimati EDMOND WILFRED Sarpanch/ Pradhan/ Mukhiya of Chuckchucha Gram Panchayat, Car Nicobar Block, Nicobar District, A & N Islands State, and I Shri/ Shrimati JITESH DOBRY the BDO/ Gram Panchayat Secretary, hereby certify that our Gram Panchayat/Village is now ODFPlus (Model) and satisfies all the above mentioned criteria. The resolution was adopted in Gram Sabha meeting held on 28/6/24 and Video of the same Gram Sabha meeting has been uploaded on IMIS.


Signature Chuckchucha Village
Sarpanch/ Pradhan/ Mukhiya
Names _____
Date _____


Signature
Panchyat Secretary
Names JITESH DOBRY
Date: 9/7/24

Note:- In Case of households less than 5 but more than 0 households in a village, the certificate will be signed by signed by BDO (Block Development Officer)

F.No. 2-16/E&M/SE(P)/CE/2025-26/1117
अंडमान तथा निकोबार प्रशासन
ANDAMAN AND NICOBAR ADMINISTRATION
मुख्य अभियंता का कार्यालय
OFFICE OF THE CHIEF ENGINEER
अंडमान लोक निर्माण विभाग
ANDAMAN PUBLIC WORKS DEPARTMENT
निर्माण भवन/**NIRMAN BHAWAN**

विभाग तथा कार्यालय
Science & Technology
H No. 4348
Date: 06/3/26

SVP, dated the 05th Mar, 2026.

To

The Director,
Science & Technology,
Sri Vijaya Puram.

Sub:- Status Report of STP & FSTP –reg.

Sir,

I am to furnish herewith the status report of STP & FSTP as on 05/03/2026.

Status report of STP


| Location | Capacity of the STP in MLD | Physical Progress % | Status of I&D or House sewer connections | Incremental Progress | Completion timeline |
|---|---|---------------------|--|---|---------------------|
| 25 MLD in-situ end treatment wetland technology by phytoremediation across 20 major drains to cover the whole city of Sri Vijaya Puram. | 25 (With funds of Rs. 39.20 crore under smart city programme) | 0% | - | <ul style="list-style-type: none"> Tenders floated 5 times but no bids received. Decided to go for a pilot project and executed in R.K. mission drain. Preliminary estimate for 1.0 MLD decentralized waste water treatment plant already submitted for accord of A/A & E/S another three plants two at Junglighar 1.83 MLD (1.23+0.60 MLD) with an estimated cost of Rs. 22.80 Crore and one at Haddo (0.52 MLD) with an estimated cost of Rs. 7.80 Crore under scrutiny and likely to submit to PBSPL by 6th March 2026. | |

Status report of FSTP

10 FSTPs of 0.067 MLD are at DPR stage only past 2 years – To be addressed on priority and expedited (Two nos FSTP in Rural area has been tendered and currently under process for award. Another two nos. are being retendered) delay reason is due to remote location, limited vendors as well as high cost of tender.

This is for your kind information please.

Yours faithfully


Executive Engineer(E&M)Plg.
CE's office, APWD, SVP

Copy to:-

1. The PS to CE for kind information of the Chief Engineer, APWD, SVP please.
2. The Director, RD, Marine Hill, Sri Vijaya Puram for kind information please.
3. The Superintending Engineer(Plg), CE's Office, APWD for kind information please.
4. The Superintending Engineer, SVP, SVP for kind information please.
5. The Executive Engineer, PHED, APWD, Prothrapur for information.
6. The Executive Engineer, Workshop Division, APWD, SVP for information.

Executive Engineer(E&M)Plg.
CE's office, APWD, SVP



अंडमान तथा निकोबार प्रशासन
ANDAMAN AND NICOBAR ADMINISTRATION
मुख्य अभियंता का कार्यालय
OFFICE OF THE CHIEF ENGINEER
अंडमान लोक निर्माण विभाग
ANDAMAN PUBLIC WORKS DEPARTMENT
निर्माण भवन/NIRMAN BHAWAN

No.2-2(383) /Tech/SE(P)/CE/2025-26/ 470 SVP, dated the 18th Mar'2026

To

✓ The Director (S & T) cum Member Secretary
ANPCC, Department of Science and Technology,
Dollygunj, Sri Vijaya Puram-744103.

**Sub:- Status of submission of Solid Waste Management(SWM) Report-
reg.**


Ref:- No.7-43/PCC/NGT(O.A(606/2018))/2025/1111 dt:17.03.2026

Sir,

With reference to cited subject, I am directed to forward herewith the
information sought by your department as **Annexure-I**

Yours faithfully,

Encl:A/A


Executive Engineer (Plg.)-I
CE's Office, APWD, Sri Vijaya Puram

STATUS REPORT OF FSTP AS ON 18.03.2026

| Tender Invited | Date of opening of Tender | Participant | Remarks |
|--|------------------------------------|---|---|
| Little Andaman/ HUT BAY(A/A & E/S Amount Rs.57,72,587/-) | | | |
| 1 st Call on 06.08.2025 Percentage Rate Tender ECPT=46,01,325/- | 18.08.2025 | Nil | No participation, hence tender recalled. |
| 2 nd Call on 19.08.2025 Percentage Rate Tender ECPT=46,01,325/- | 26.08.2025 | Nil | No participation, hence tender recalled. |
| 3 rd Call on 03.09.2025 Item Rate Tender ECPT=46,01,325/- | 10.09.2025 | 1 No Quoted Rate Rs,1,11,42,5960/- | Single tender, hence Cancelled. |
| 4 th Call on 12.09.2025 Item Rate Tender ECPT=46,01,325/- | 25.09.2025 | 1 No Quoted Rate Rs,1,17,32,596/- | Single tender. Hence cancelled. |
| 5 th Call held up due to technical deficiency of E&M part. | | | Tender expected to be floated by March end. |
| DIGLIPUR/ Madhupur(A/A & E/S Amount Rs.81,26,573/-) | | | |
| 1 st Call on 23.07.2025 Percentage Rate Tender ECPT=68,90,716/- | 05.08.2025 | Nil | No participation, hence tender recalled. |
| NIT revised(2 nd Call) Item Rate Tender on 01.08.2025 ECPT=58,47,169/- | 13.08.2025 | 1 No Quoted Rate Rs.80,92,675/- | Single tender. Hence cancelled. |
| 3 rd Call on 11.09.2025 Item Rate Tender ECPT=58,47,169/- | 24.09.2025 | 1 No Quoted Rate Rs.1,01,99,999/- | Single tender will be sent to SE-CC-I for acceptance/ negotiation |
| 5 th call of two bid Tender | Technical Bid Opened on 15.01.2026 | 3 Nos Bidders Submitted Technical Bid | |
| | | | Financial Bid opened and Tender shall be awarded by 07.04.2026. |
| CHOULDARI(A/A & E/S Amount Rs.71,90,441) | | | |
| 1 st Call on 30.07.2025 Percentage Rate Tender ECPT=57,00,331/- | 08.08.2025 | Nil | No participation, hence tender recalled. |
| 2 nd Call on 14.08.2025 Percentage Rate Tender ECPT=57,00,331/- | 28.08.2025 | Nil | No participation, hence tender recalled. |

| Tender Invited | Date of opening of Tender | Participant | Remarks |
|--|---------------------------|--|--|
| 3 rd Call on 04.09.2025 Item Rate Tender ECPT=57,00,331/- | 24.09.2025 | Nil | No participation, hence tender will be recalled. |
| 4 th Call on 25.09.2025 Percentage Rate Tender ECPT=57,00,331/- | 07.10.2025 | Nil | No Participation, hence tender will be recalled. |
| 5 th Call on 02.01.2026 Item Rate Tender ECPT=57,00,331/- | 09.01.2026 | 1 No Quoted Rate Rs.1,25,40,068/- Which is 119.98% above the ECPT. | Tender cancelled due to Administration reason vide letter No.1-5/DB/EE/CD-III/2025-26/246 dt:02.02.2026 |
| 6 th Call on 05/02/2026 Item Rate Tender ECPT = 57,00,331/- | 16.02.2026 | 1 No Quoted Rate Rs.1,25,40,068/- Which is 119.98% above the ECPT. | Single Bid received Financial Bid opened Tender to be finalized by mid-April. |
| RANGAT/ Dasratpur (A/A & E/S Amount Rs.78,68,243/-) | | | |
| A/A & E/S was sanctioned for Rs.78,68,243/- but there was some clerical error in the Estimate. Hence revised estimate will be prepared after obtaining the approval from RD, Department. | | | No tender called as revised sanction is yet to be obtained. Revised estimate was forwarded to client Department for concurrence. However TS & NIT was prepared as per the direction of Director of RD verbally and tender was invited. |
| 1 st Call 21.11.2025 | 05.12.2025 | 01 | The firm has not fulfilled the criteria requirement of the tender. Hence cancelled. (NIT modified with all proven technology for inviting 2 nd Call). |
| 2 nd Call 27.02.2026 | 27.02.2026 | Nil | No participation. Hence tender to be recalled. |
| 3 rd Call | 18.03.2026 | | Single Bid received |

"Pilot Implementation of Floating Treatment Wetlands (FTWs) for Wastewater Management at Two Major Drains in Sri Vijaya Puram"

The Andaman Nicobar Island (Urban areas), city of Sri Vijaya Puram generates around 23.6 Million Liters (MLD)¹ of wastewater per day from 47,971 Households. The current sanitation infrastructure relies exclusively on On-Site Sanitation (OSS) system i.e., Septic tank systems connected to soak pits, which effectively manage blackwater (septage) about 7.78 MLD² of total generation, followed by decentralised Sewage Treatment Plants at commercial establishments of about 2.303 MLD³ sewage treated through STPs of private units (both rural and urban). Therefore, black water of 10.083 MLD is getting treated. This septage is collected and treated at a 42 KLD⁴ Faecal Sludge Treatment Plant (FSTP), adhering to the Central Public Health and Environmental Engineering Organisation (CPHEEO) guidelines for septage management. However, the grey water of 13.517 MLD⁵ being discharged to the sea through 20 drains. For the treatment of wastewater (grey water), a pilot project was implemented using "Floating Wetland Treatment (FWT)" at RK Mission Nallah & Corbyn's Cove Nalla.

Sewerage system:

In 2019, under the Smart City Mission, a sewerage system for only four out of 24 wards was taken up as part of the ABD component for the treatment of 10 MLD through decentralised Sewerage Treatment Plant (STP). The project, faced inordinate delays & contractor defaults in meeting timelines, leading to poor progress until 2023. In 2024, to comply with Hon'ble NGT directives, the UT Administration engaged IIT Bombay, which proposed an eco-friendly in-situ Nallah Treatment through phytoremediation for sewerage treatment solution for all nallah outfalls into the sea. Consequently, the Port Blair Smart Project Ltd. dropped the ABD project limited to four wards and adopted the IIT Bombay plan for the entire Sri Vijaya Puram (Urban area of ANI). In 2025, Sri Vijaya Puram Municipal Council floated tenders in six clusters for in-situ nallah treatment.

¹ Calculated as per methodology prescribed in CPHEEO Manual 2013.

² 33% of the wastewater is from toilet flushing (45 litres per capita per day, based on IS 1172: 1993, reaffirmed in 2007).

³ Manages through Decentralized Sewage Treatment Plants (dSTPs).

⁴ Calculated based on clause 3.4.3.3 of IS 2470 - 1985 Part 1 (Code of Practice for the Installation of Septic Tanks): 0.00021 m³/capita/day, 1,40,572 (2015), with a design period of 12 years (2030)].

⁵ Difference of Sewage generated and treated through OSS & decentralized STPs.

Accordingly, DPR were prepared and tenders were invited for all the drains in 06 clusters of tender works. During the 3rd call, participation received with exorbitantly higher bidding rates than justified rates, making it non-viable. Thereafter, no participation was received till 5th call.

Situ Nallah Treatment Technology:

As per the Detailed Project Report (DPR) submitted by IIT Bombay, the **N-TREAT Sustainable In-Situ Nallah Treatment Technology**, developed by EMERGY Enviro Private Limited (a SINE-IIT Bombay company), has been identified for implementation. N-TREAT is an innovative and engineered green sewage treatment system wherein sewage flowing through drains is treated within the drains themselves using a combination of physical and biological processes.

The N-Treat Technology comprises four basic treatment units, namely Preliminary, Primary, Secondary, and Tertiary. At the preliminary stage, screening units are installed to arrest floating matter. This is followed by the primary stage involving sedimentation to remove suspended solids. In the secondary stage, organic matter is treated through phytoremediation techniques, and finally, in the tertiary stage, disinfection is carried out to address pathogenic organisms. The detailed process is illustrated below:

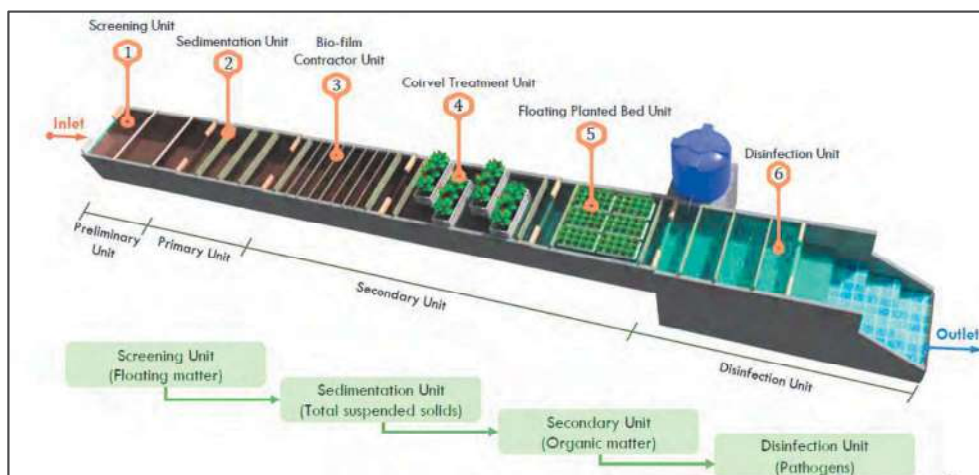


Figure 1 In-situ N-Treatment system submitted by IIT-Bombay

Preliminary & Primary Treatment:

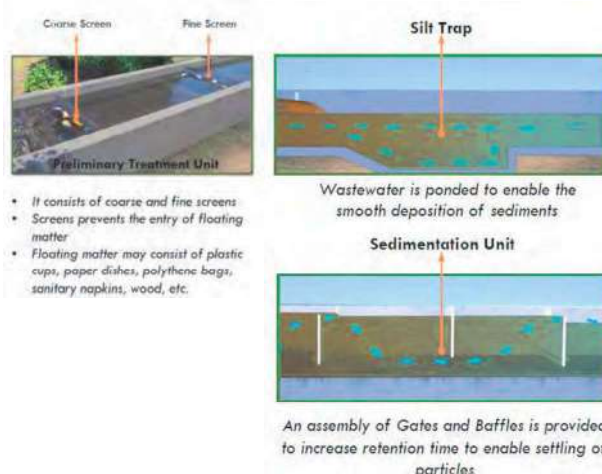


Figure 2 In-situ N-Treatment system- Preliminary & Primary Treatment

Secondary Treatment:

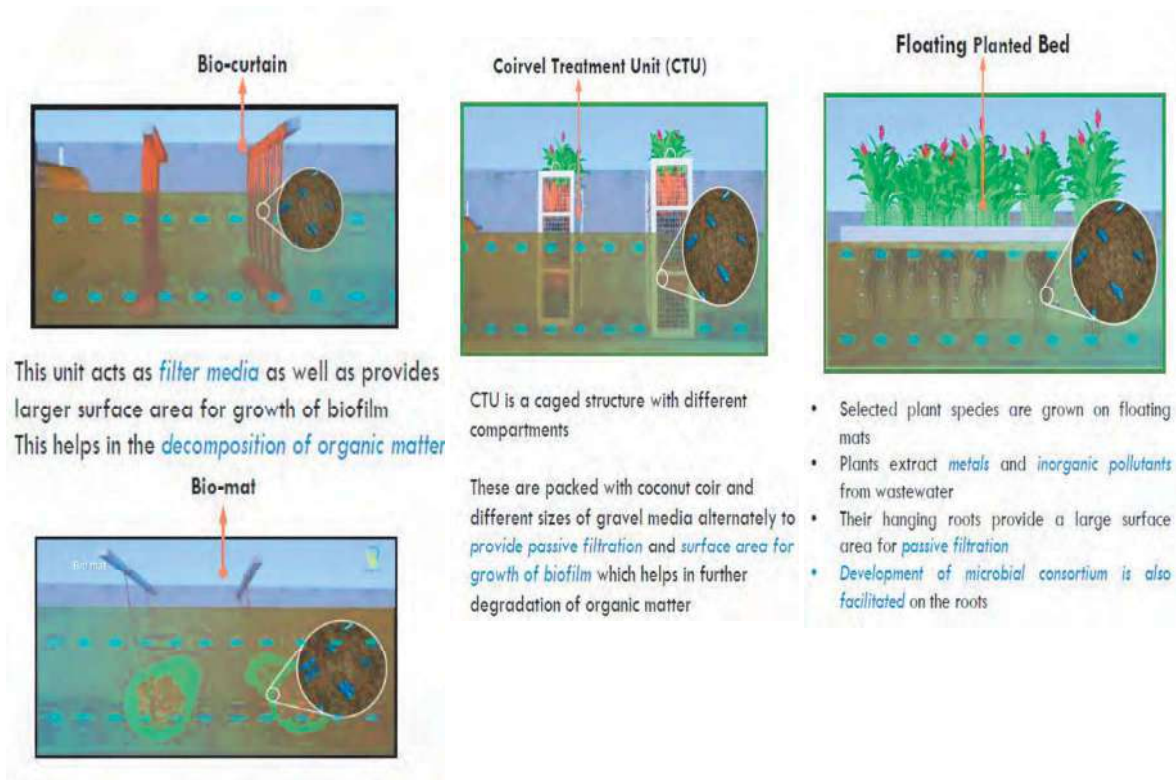


Figure 3 In-situ N-Treatment system- Secondary Treatment

Tertiary Treatment:

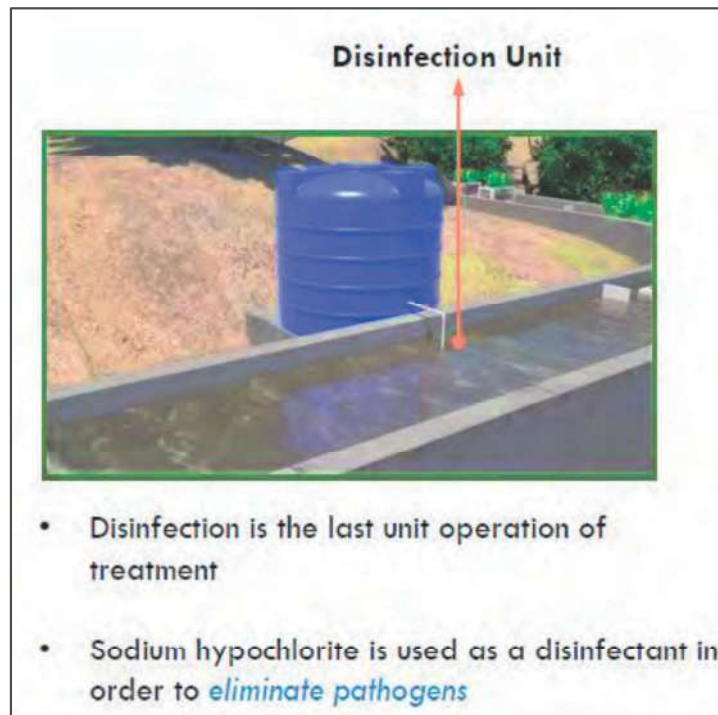


Figure 4 In-situ N-Treatment system- Tertiary Treatment

SVPMC-Pilot Project (in-situ N-Treatment) :

In response to the directive of the Chief Secretary, A&N Administration, a team of officials comprising the Secretary (UD & PWD) and Secretary (SVPMC) visited the site along with Chief Engineer (APWD), Superintending Engineer (SVPMC), Executive Engineers, Assistant Engineers, and the Sanitary Officer of SVPMC and issued necessary directions for preparing plans to ensure timely execution.

Subsequently, the Sri Vijaya Puram Municipal Council (SVPMC) initiated a pilot project with its own engineers and with technical guidance from IIT Bombay. The project adopts a nature-based, in-stream treatment approach through Floating Wetland Treatment (FWT) at two key locations: the R.K. Mission drain and the Corbyn's Cove beach drain. These drains were prioritized due to higher treatment demand, with an average daily flow of about 6.751 MLD (~50%).

Table 1 List of major drains where Pilot project implemented.

| Drain Code | Drain Location | Peak Flow | | Lean Flow (m ³ /hr) | | Average Daily Flow (MLD) |
|------------|---|-------------------------|---------------|--------------------------------|--------------|--------------------------|
| | | In (m ³ /hr) | In (MLD) | In (m ³ /hr) | In (MLD) | |
| T3-1 | Corbyn's Cove drain towards Corbyn's Cove Point | 382.3200 | 9.176 | 251.4000 | 6.034 | 5.694 |
| T3-6 | Machi Line to Rama Krishnan Mission drain | 80.6400 | 1.936 | 41.0400 | 0.985 | 1.057 |
| | Total | 462.9600 | 11.112 | 292.4400 | 7.019 | 6.751 |

The project was executed departmentally by SVPMC using in-house resources and locally available plants (*Canna indica*), technical execution by the Engineering Wing of SVPMC and expert support/ guidance from IIT Bombay. The system was implemented within seven days.

The system was designed to:

- Arrest floating plastics and debris through screens.
- Slow down the flow in the detention sump for better settling and treatment.
- Promote **natural phytoremediation** using aquatic plants, which helped in the reduction of suspended solids, organic matter, and partial nutrient load.

R.K.Mission Drain:

The pilot project was adopted at R.K.Mission Drain, keeping in view the primary and secondary treatment requirements for the removal of floating matter, suspended solids, and organic matter through a combination of physical and biological processes. For the removal of floating matter, screens were installed at the inlet of the pilot treatment unit. Thereafter, a

detention sump was created using a temporary weir (bund) with a top notch to allow spillover of excess water while ensuring the settlement of suspended solids. Within this sump, a Floating Planted Bed Unit (FPBU) was installed, constructed using HDPE crates with thermocol beds to support aquatic plants, with their roots submerged in water to facilitate biological treatment.



Figure 5 Pilot Project-In-situ N-Treatment system- R.K. Mission Drain

Corbyn's Cove Drain:

A similar project was implemented at Corbyn's Cove drain, where the flow originates from major stormwater drains discharging into the sea. As part of the intervention, bar screens were installed to intercept floating and bulky waste, while a weir was constructed across the drain to create a detention sump. This sump acted as a holding zone, allowing aquatic plants and natural bio-filtration systems to function effectively for primary treatment of the polluted water before its outfall.



Figure 6 Pilot Project-In-situ N-Treatment system- Corbyn's Cove Drain

Replication of Pilot project in rest of the drains:

Building on this model, replication has now been initiated across the city, and all the Junior Engineers (JEs) have been assigned duties to adopt and manage the remaining major drains, ensuring similar treatment practices are put in place. After installation of these pilot projects at all identified sites, the outcomes will be evaluated by analysing wastewater samples for standard parameters to assess the treatment quality and efficiency.

Way Forward:

The pilot implementation of Floating Wetland Treatment (FWT) in Sri Vijaya Puram demonstrates the viability of nature-based, low-cost, and decentralized wastewater management solutions for urban drains. By incorporating bar screens, detention sumps, and aquatic plant-based biofiltration, the system effectively addresses floating debris, suspended solids, and organic load, thereby improving the quality of drain water before its discharge into coastal waters. The interventions at R.K. Mission and Corbyn's Cove drains highlight the potential for scaling up such systems across the city's 20 major outfalls. Furthermore, this approach aligns with IIT Bombay's proposed N-TREAT sustainable in-situ treatment model, ensuring compliance with regulatory directives while safeguarding sensitive marine ecosystems. The success of this pilot provides a replicable framework for urban wastewater management in island contexts and other resource-constrained urban environments.

Drain Remediation project

R K Mission Drain

7 /08 /2025



4283









4287



Switch on Motorola edge 40ms 5G
5G 5G

Image 20/05/2024



4289



Shri. Anantaramaiah Reddy to M.S.O. Bidhan

8 Aug 2025, 9:29 am

Austinabad- Carbyn's Cove Drain

08/08/2025


















F. No.: Policy/5/2024-SWM-PBMC-PBMC_AN/185

नगर पालिका परिषद
Office of Municipal Council
श्री विजया पुरम
Sri Vijaya Puram

Sri Vijaya Puram, dated 29.01.2025

ORDER

In partial modification of Order No.I/150941/2024 dt 23/10/2024, No.I/151282/2024 dt 24/10/2024 and No. PBMC/5/2/2019/SE/81 dt 20/09/2024 related to SWM, the following duties and responsibilities are re-assigned to the corresponding in-charges to ensure the smooth operation, management, maintenance of Solid Waste Management (SWM) facilities and to ensure correct data reporting for onward course of action.

Weighing of waste:

| Sl.No | Name of manning & monitoring in-charge | Name of the weighing facility |
|-------|--|---------------------------------|
| 1 | Shri. Vijay Kumar, Sr. SI | Weigh bridge, ALHW, Phoenix Bay |

Monitoring of checkpoint:

| Sl.No | Name of manning & monitoring in-charge | Name of the checkpoint facility |
|-------|--|---------------------------------|
| 1 | Shri. Pradeep Kumar, Sr. SI | NAKA Check post at Brookshabad |

Dry Waste Management:

| Sl.No | Name of Monitoring in-charge | Name Of Dry Resource Centre (DRC) | Name of SI/Sr.SI responsible for compliance and penalty imposition |
|-------|---|-----------------------------------|--|
| 1 | Miss Prity Roy, JE-I (Works) | Anarkali-1 Anarkali-2 | Shri. Lalith Kumar Ekka, SI |
| 2 | Smti. E Laxmi Priya, JE-II (Water Works) | Anarkali-3 Mohanpura | Shri. Salamat Khan, SI |
| 3 | Miss B Permila, JE-II (Road Works) | Junglighat | Shri. Vijay Kumar, SI |
| 4 | Miss Supriya Roy, JE-IV (Water Works) | VIP Road | Shri. S. Shailendra Behari, SI |
| 5 | Shri. Ashis Mandal, JE-I (Water Works) | School Line | Shri. Thomas Varghese, SI |
| 6 | Shri. Anil Bahadur Rai, JE-III (Road Works) | Dollygunj-1 Dollygunj-2 | Shri. Ajay Kishen, SI |
| 7 | Shri. Rashique Ali, JE-V (Water Works) | Garacharama | Shri. Jatan Lall, Sr.SI |
| 8 | | Bathubasti | |
| 9 | Miss Sameera Rahim, JE-VI (Works) | New Pahargoan | Shri. Sameer Ch. Das, SI |
| 10 | Shri. Asish Ram, JE-VI (Water Works) | Brookshabad-2 Brookshabad-3 | Shri. Pradeep Kr. Chowdhary SrSI |
| 11 | Smti. Mary Bhutto, JE-V (Works) | Brookshabad-1 | Shri. Pradeep Kr. Chowdhary SrSI |
| 12 | Smti. T. Nasreen, JE-III (Electrical) | MRF (Plastic) DRC Glass Bottle | Shri. Satyajit Naskar, SI |

Hazardous & Sanitary waste management:

| Sl.No | Name of Monitoring in-charge | Name Hazardous & Sanitary waste facilities |
|-------|------------------------------|--|
| 1 | Shri. Pradeep Kr. Chowdhary, | M/s Penquin Marine Solutions, Hazardous |

| | | |
|---|-----------------------------|------------------------------------|
| | Sr. SI | Waste at Brookshabad |
| 2 | Shri. Deepak Behari, Sr. SI | Sanitary Waste at GB Pant Hospital |

Wet Waste Management

| Sl.no | Name of Monitoring in-charge | Name Of Compost facility | Name of SI/Sr.SI responsible for O&M and Labour Management |
|-------|---|--|--|
| 1 | Shri. Mohammed Nadeem, JE-I(Road Works) | Anarkali-1 | Shri. Sudeep Singh, SI |
| | | Anarkali-2 | |
| | | Haddo compost | |
| 2 | Shri. Zahir Ali, JE-III(Works) | Gandhi Park | Shri. Satish Kumar, SI |
| 3 | Smti. Maya Sarkar, JE-IV(Works) | Junglighat Bin | Shri. Vijay Kumar, Sr.SI |
| | | Junglighat Fish waste processing Unit | |
| 4 | Shri. AK Athikesavan, JE-VII (Works) | Garacharama-1 | Shri. Jatan Lall, Sr.SI |
| | | Garacharama-2 | |
| 5 | Shri. Anit Shah, JE-II(Works) | Brichgunj | Shri. Umran Ali, SI |
| 6 | Shri. Subrata Bachar, JE-I (Electrical) | Brookshabad | Shri. Satyajit Naskar, SI |
| | | Coconut shredder unit | |
| 7 | Shri. Stenly James, JE-II (Electrical) | Electric composting unit at Junglighat & Mohanpura (shifting to Brookshabad) | Shri. B. Rudraiah, SI |

Compost production:

1. The SI/Sr.SI responsible for O&M and Labour Management, shall takeout the compost from pits after its maturity (45-60days) based on the quality checks (moisture content, temperature, odour, etc.), sieve the compost and handover to Horticulture wing daily, for onward utilisation in the parks, sale to departments, general public.
2. Shri. Kamraj, Agriculture Officer i/c shall be the in-charge for utilization, sale of compost and distribution. Agriculture Officer i/c also responsible for monthly testing of compost samples from any authorised institutions or accredited laboratories and maintain the logbooks for the same.

Duties and responsibilities of all concerned in-charges:

- The concerned Monitoring In-charges will ensure compliance of the weighing of waste at weigh bridge, DRCs, sanitary waste, hazardous waste and composting facilities, and compliances like safety, workmanship, clearance of daily provided waste, other terms and conditions laid in the SOP, agreement, SWM rules, by-laws and provide duly authenticated & signed reports daily to the respective Junior Engineer (SWM) for compilation and monitoring. Photographs of inspection shall be shared on SVPMC-whatsapp group created for the purpose.
- The monitoring In-charges may engage a dedicated supervision staffs for monitoring the compliance, however monitoring In-charges will be sole responsible for the reporting.
- Monitoring and reporting of **Dry Waste Management, sanitary waste & hazardous waste** will be looked after by Shri Rohit Kumar, AE-II(SWM) i/c and assisted by Shri Mohammed Shameer, JE-II (SWM). AE-II(SWM) i/c shall be responsible for ascertaining the assured quantity of waste through allocation of wards/ routes/areas, etc. and shall ensure the clearance of daily allocated waste with not more than 5% backlog.
- AE-II(SWM) i/c shall check for the daily penalties for non-compliances to the DRC based on the reports of DRC monitoring in-charges through the SSI/SI concerned.

- Monitoring and reporting of **Wet Waste Management** will be looked after by Shri Shibayan Ghosh, AE-I(SWM) i/c and assisted by Shri P Hisham Hussain, JE-I (SWM). AE-I(SWM) i/c shall be responsible for ascertaining the total utilization of compost facilities by channelizing the designed capacity of waste.
- All the **compost units** shall be operated by SI/Sr.SI and also responsible for O&M and Labour Management by managing the existing workers.
- The daily compost generated, sieved, sale, given free of charge shall be made log book & submit it to JE-I (SWM) daily.
- AE-I(SWM) i/c shall be responsible for procurement & supplying of shredding unit, microbial cultures, turning equipments, weighing equipment and its maintenance.
- Weighing & check post data shall be verified and summarized every day by the concerned manning & monitoring in-charges. Shall be duly verified, authenticated through the AE (SWM)-II i/c. Mentioning the total waste generation and waste rejected.
- EE (E&M/ SWM), SVPMC, AE-I/II (SWM) i/c shall be the overall in-charge monitoring & management of DRC, Compost plants, Sanitary waste & hazardous waste disposal facilities.
- Reports of total waste generation, processed through Dry, Wet, Sanitary, Hazardous Waste Management facilities and disposal at dumpsite. Also details of compost, daily penalties reports, from concerned JE (SWM) sections will positively reach to Shri P Umamaheswara Rao, JE (SBM-MIS) on daily basis for onward verification, compilation of data and submission to the Secretary (SVPMC) by 6pm everyday.
- The MIS team for SBM(U) data compilation & uploading on the SBM Portal, will be as same as the previous order.


Joint Secretary
 Municipal Council
 Sri Vijaya Puram

Copy to:

1. PA to Secretary (SVPMC), for kind information of Secretary (SVPMC).
2. The Superintending Engineer, SVPMC for information and necessary action.
3. The Chief Accounts Officer, SVPMC for information.
4. The Executive Engineer (SWM), SVPMC for information and necessary action.
5. The Sanitary Officer, SVPMC for information and necessary action.
6. The Revenue Officer, SVPMC for information.
7. All party concerned through their respective in-charges.


Joint Secretary
 Municipal Council
 Sri Vijaya Puram

DAILY INSPECTION REPORT OF DRY RESOURCE CENTRE (DRC)**Name of DRC:****Date:**

a. INWARD WASTE DETAILS:

| WARDS | Ward no___ | Ward no___ | Ward no___ | Ward no___ | Total (in kgs) |
|--------------------------------------|------------|------------|------------|------------|-----------------------|
| INWARD WASTE RECEIVED(IN KGS) | | | | | |

b. BAILING DETAILS:

| NUMBER OF BUNDLES MADE (in nos.) | | | | | | | | | | Remarks |
|---|-----|---------|------------|-----------------|-------|-------|--------|---------------------|------------------------|----------------|
| MLP | PET | Plastic | Tetra Pack | Cardboard | paper | Metal | Rubber | Cloth/ Thermocol | Total (in nos.) | |
| | | | | | | | | | | |
| NUMBER OF BUNDLES TRANSPORTED (in nos.) | | | | | | | | | | |
| MLP | PET | Plastic | Tetra Pack | Cardboard | paper | Metal | Rubber | Cloth/ Thermocol | Total (in nos.) | |
| | | | | | | | | | | |
| BUNDLES STOCK/BALANCE (after closing of DRC-in nos.) | | | | | | | | | | |
| MLP | PET | Plastic | Tetra Pack | Cardboard+paper | | Metal | Rubber | Cloth/ Thermocol | Total (in nos.) | |
| | | | | | | | | | | |

c. Rejected waste weight (in kgs) if any lifted and sent to landfill site by the concerned SI today: _____kgs

Suggestions/Observations (if any):**Signature of DRC operator****Signature of JE:****Name of JE with designation:**

REVIEW MEETING HELD ON WASTE MANAGEMENT AND HEALTH INFRASTRUCTURE UNDER THE CHAIRMANSHIP OF CHIEF SECRETARY, ANDAMAN AND NICOBAR ADMINISTRATION IN THE CONFERENCE HALL ON 07.03.2026 AT 1100 HRS.

A review meeting on Waste Management and Health Infrastructure was held on 07.03.2026 at 1100 hrs under the Chairmanship of the Chief Secretary, Andaman and Nicobar Administration, at the Secretariat, Sri Vijaya Puram. The meeting was convened to review the present status of ongoing initiatives, identify key issues and gaps, and deliberate upon measures required for strengthening service delivery, infrastructure development, and effective implementation of programmes in these sectors.

The Secretaries of the concerned departments participated in the discussions and appraised the Chair of the progress and challenges in their respective domains. Directions were issued for necessary follow-up actions in the form of Key Action Points (KAPs) to ensure timely and effective implementation.

| S.No. | Issue/ Points discussed | Action to be taken / Key Action Points (KAPs) | Officer incharge / Timeline |
|-------|---|---|---|
| 1. | Waste Management monitoring by Officers of Andaman and Nicobar administration | <ol style="list-style-type: none"> GA department to issue fresh orders based on the new officers who have joined the Administration. SVPMC to co-ordinate and monitor the implementation of the order. Inspection Reports may be compiled and brought for the next review meeting. Special attention to functioning of all DRCs may be given by inspecting officers. Better ranking in upcoming Swacchta survekshan for SVPMC to be aimed at and accordingly work to be monitored at field level. | Secretary (GA) and Secretary (SVPMC) with immediate effect |
| 2. | Cleanliness Campaign and Management by RD and SVPMC | <ol style="list-style-type: none"> All officers/staff within SVPMC and RD may be engaged in the massive cleanliness drive both in terms of inspection on field and monitoring of the cleanliness activities. The same may be completed before onset of monsoon in a mission mode. Specific orders to this effect may be made and circulated. A structured cleanliness plan/ calendar which was already in place may be reviewed as per present needs, revived and publicized for better implementation. Department officials must monitor the routine cleanliness work on field daily for closer monitoring and to prevent absenteeism and promote punctuality of the sanitation staff. | Secretary (SVPMC)/UD/RD, Director (RD) – to be in place and initiated within a week (by 14.03.2026) |
| 3. | Transportation of waste to mainland | <ol style="list-style-type: none"> The mechanism for immediate transportation of all legacy / waste to mainland to be streamlined and made functional. | Secretary (UD/SVPMC/ RD/ Shipping) & Director RD |

| | | | |
|----|---|--|---|
| | | <p>2. Co-ordination with Shipping department in this regard may be initiated by both SVPMC and RD for scheduling ships and close monitoring of the waste dealing contractors.</p> <p>3. Detailed Action Plan along with action taken in the past FY may be presented in the next review meeting on 14.03.2026.</p> | |
| 4. | Bioremediation | <p>1. Revival of Bio-remediation measures to combat waste may be done and action plan in this regard may be presented in the next review.</p> <p>2. Wet waste and bio-degradable waste generated may be explored for full-fledged production of bio manures. Also testing for safety to agriculture crops, garden and for sale to public may be done with immediate effect.</p> <p>3. Models of such bio manure generation by other Municipalities may be studied and followed for implementation if possible.</p> | Secretary SVPMC by 21.03.2026 |
| 5. | Solid Waste Processing Plant | <p>1. SVPMC may explore the possibility of Solar powered Solid Waste Processing plant and co-ordinate with Power department for the same. RD department may co-ordinate with SVPMC for utilization of their resources as per requirement.</p> | Secretary (SVPMC/ Director RD) by 14.03.2026 |
| 6. | FSTP Management | <p>FSTPs at Swaraj Dweep and Shaheed Dweep to be explored and submitted for necessary approval.</p> | Secretary/ Director RD by 21.03.2026 |
| 7. | Waste management arrangements at Forest and Police camps (LOPs) | <p>1. Waste management systems may be designed in the form of SOPs and implemented in all Forest and Police camps.</p> <p>2. Necessary Waste Management Orders for specific execution by the officers deputed with nodal officer to monitor at HQs may be issued with immediate effect.</p> <p>3. Action Taken Reports with photographic evidence may be compiled island-wise for submission to NGT in the affidavit to be submitted on 29th March 2026.</p> | Forest department / Police department – may be shared with Science and Technology department with immediate effect |
| 8. | Cleanliness in Beach under forests | <p>All beaches under Forest department may provide structured support to the Gram Panchayats for cleanliness drive and monitor the same on regular basis.</p> <p>Specific Annual Action Plans/ Calendar to be implemented every year for such beaches may be presented in the next review meeting.</p> | Forest Dept. ATR in the past 6 months, if any / Presentation to be provided by 14.03.2026 |

| | | | |
|----|---|--|--|
| 9. | Marine waste management | <ol style="list-style-type: none"> 1. CS emphasized that the last mile connectivity of transfer of marine waste in the Mission 1 Lakh collected to the mainland / processing units like Urban development department and RD may be taken up by Forest department as well. 2. Mission 1 Lakh may be continued until the completion of the target and mechanism to continue such mission mode cleanliness drives for protecting marine animals may be taken up. | Forest department – Wildlife Division PPT in next review meeting may be presented. |
| 10 | Beach Management Committee – Monitoring and functioning | <ol style="list-style-type: none"> 1. Secretary (Tourism) to co-ordinate with DCs for conduct of BMC meetings within one week and share the minutes of the meeting. 2. Specific attention to be given to Netaji Subhash Chandra Bose Island for regular waste management and cleanliness drives to be conducted like beaches. Institutional set up may be put up in place for waste management of the island. 3. Announcements at Airports / Jetties on arrival for awareness generation and sensitization of the tourists to generate minimal waste and fragile ecosystem of the islands may be arranged. Tourism to Co-ordinate with PMB and Airport Authority of India. 4. A photo-based public grievance mechanism may be established / revived to enable citizens to report garbage dumps and unhygienic conditions through mobile alerts, enabling prompt action and redressal by the concerned authorities. SVPMC/ RD and tourism may co-ordinate with respect to tourism areas and the same may be extended to residential and other high footfall areas. 5. Also tourism kiosks in every jetty/ tourist place and Airport may have adequate publicity materials in the form of billboards, banners, attractive public awareness mechanisms. Specific taglines highlighting citizen/ tourist responsibility on waste generation to be taken up. 6. One day every month may be designated as Beach Cleanliness Drive Day to ensure timely cleanliness. Special attention may be given to all blue flag and high-visibility tourism areas. 7. Mechanisms to impose on-spot fines may be explored by Beach Management Committees, RD and SVPMCs for deterring tourists/ citizens from littering/ | Beach Management Committees/ DCs/ Secretary (Tourism) |



| | | | |
|--|--|--|--|
| | | improper waste disposal in the tourist areas under SBM rules. DCs may actively involve in the same. | |
| | | 8. Possibility of declaring plastic free beaches may be explored by Tourism department with Beach management committees. | |

Health Department – Key Action Points (KAPs)

| S.No. | Issue | Action to be taken (KAPs) | Allocated to /Timeline |
|-----------------------------------|---|---|---|
| Human Resources Monitoring | | | |
| 1. | <p>Chief Secretary enquired about the status of recruitment of Group B (Non gazetted) and Group C posts to which it was informed that around 132 posts of Group C has been taken up under Common Recruitment Drive by Personnel dept.</p> <p>Secretary (Fin) highlighted that the UT has surrendered huge amount in the salary heads this FY and hence the same can be utilised for contractual employment.</p> | <p>Department to explore the possibility to engage contractual staff against the long pending regular vacancy as per extant instructions in public interest.</p> <p>Department also to actively take up necessary action for regular recruitment.</p> | DHS by 14.03.2026 for contractual engagement. |
| 2. | Engagement of Lady Health visitors at Nicobar district | <p>Filling up posts may be done rationally in all districts. Necessary orders for the same may be taken up after proper review.</p> <p>Manpower engagement and vacancy positions along with Status report (district wise and Island wise) may be presented in the next review meeting.</p> | DHS |
| Medical Infrastructure | | | |
| 3. | Functioning of medical equipment and machinery like Haemodialysis, Ultrasonography, X-rays | <p>Annual Maintenance Contracts for all equipment and machinery need to be reviewed for gap assessment.</p> <p>A formal mechanism for AMC may be put in place.</p> | DHS |
| 4. | Functioning and utilisation of the equipment by specialist | Specific orders for technical staff for regular utilisation of X-rays, sonography machines | DHS by 14.03.2026 |

| | | | |
|--|---|--|--|
| | technical staff/ Medical Officer | and other diagnostic machines may be issued for effective public service. | |
| Capacity Building in ANIIMS and DHS | | | |
| 5. | Capacity building and training of Medical Officers 1. Sonology, 2. LSAS (life - saving anaesthetic skill), 3. CEMONC (comprehensive emergency material obstetric newborn care) 2. | Department to explore option of training and capacity building of all medical officers in the UT for the 6-month course at ANIIMS. Proposal to sign MoU with TN Govt to train the GDMOs under process may be fast tracked until the time ANIIMS can start the courses. | DHS |
| 6. | Capacity Building of students from ANIIMS | Options to be explored for training of all the students, additionally for 6 months training in 1. Sonology, 2. LSAS (life -saving anaesthetic skill), 3. CEMONC (comprehensive emergency material obstetric newborn care) Options to train the medical students in Hospital Management System and Patient Management System to be included as additional curriculum or in lecture formats for additional capacity building may be taken up. | ANIIMS |
| 7. | CSR funding of health equipment and machines including X rays. | CSR funding for medical equipment/ machinery to be reviewed and accordingly proposals to be made for purchase of the machines without prejudice to public service. | Secretary (Health) / DHS |
| 8. | Drug and Medicine Supply | Onboarding of the UT to the DVDMS portal (Drug and Vaccine Distribution Management System) which is widely being used by NHM. Need for warehousing of the drugs and medicines and place for the same may be reviewed and accordingly proposed instead of present plan at Haddo. | Secretary (Health) / DHS by 14.03.2026 |
| 9. | Hospital Information Management System (HMIS) to be implemented for online patient management. | Secretary (Health) informed that an online/ digital patient medical management system is being worked out for more efficient patient medical experience and record keeping. Specific timeline-based action may be taken up by the department in this regard. | Secretary (Health) / DHS |
| 10. | Patient Referral Monitoring | The following to be reviewed in the next presentation / meeting : | Secretary (Health) / DHS by 14.03.2026 |

| | | | |
|--------------------------------|---|--|---|
| | | <p>a. Data required on number of patients month wise referred to Mainland hospitals.</p> <p>b. Mechanism for referral being followed</p> <p>c. Gaps to be plugged for referral reduction may be worked out.</p> | |
| 11. | Administrative Follow up of PIP | PIP (Programme Implementation Plan) prepared by Secretary (Health), A&N Administration may be taken up with Ministry of Health and Family welfare. Summary sheet to be submitted to CS for highlighting the same at the Ministry by 09.03.2026 . | Secretary (Health) |
| Building infrastructure | | | |
| 12. | Detailing of bed enhancement due to new medical health facilities created may be adequately publicised. | Additional 35 bed facility created may be publicised for public knowledge. | Secretary (Health) by 10.03.2026 |
| 13. | OT creation and modification / repair: Proposed in the presentation - 03 new modular OTs construction 02 General OTs under repair Presently waiting list of patients was up to 02 months. | CS instructed that all the proposals for OT creation/ modification may be rationalized based on patient load and space availability. The waiting period of patients may be reduced to minimum for effective and timely health care. | ANIIMS/ DHS |
| 14. | Futuristic plans proposed for ANIIMS infrastructure a) Construction of resident hostel at old CRPF Barracks buildings b) Construction of Super speciality blocks c) Department of Radiotherapy | CS instructed that the land ownership in case of CRPF barracks may be first ascertained and accordingly taken up. Also, all proposed infrastructure may be planned in the existing lands allocated to Health department in Garacharma or ANIIMS and as per effective public service instead of new land requirement proposals may be avoided. Land allocated and buildings unutilized under health department may be reviewed by the Secretary (Health) and then appropriate utilization plan may be presented in the next Review meeting. | Secretary (Health) |

The next review meeting on Health infrastructure and Waste Management shall be **held on 14.03.2026** under the chairmanship of Chief Secretary, Andaman and Nicobar administration for review of the action points mentioned above. The departments concerned shall come prepared for the same with Action taken report and PPT for presenting the action points.

 07/03/2026.

Secretary (Coordination)

No.1-1/PA/ Secretary CS (Coordination)/2025/712

Dated : 07.03.2026

Copy to :

1. The PS to Chief Secretary for kind information of the Chief Secretary, Andaman and Nicobar Administration, Sri Vijaya Puram
2. The SPS to Principal Chief Conservator of Forests (PCCF) for kind information of the Principal Chief Conservator of Forests, Andaman and Nicobar Administration, Sri Vijaya Puram for issuing necessary directions for appropriate action and implementation.
3. The PS to Director General of Police for kind information of the Director General of Police Andaman and Nicobar Police Department, Sri Vijaya Puram for issuing necessary directions for appropriate action and implementation.
4. The PS to Commissioner-cum-Secretary, Sri Vijaya Puram Municipal Council/Urban Development for kind information of the Commissioner (SVPMC /UD), Andaman and Nicobar Administration, Sri Vijaya Puram.
5. The PS to Commissioner-cum-Secretary (Health) for kind information of the Commissioner (Health), Andaman and Nicobar Administration, Sri Vijaya Puram.
6. The PA to Secretary (Environment & Forests) for kind information of Secretary, Andaman and Nicobar Administration, Sri Vijaya Puram.
7. The PS to Secretary (Finance/Planning) for kind information of Secretary, Andaman and Nicobar Administration, Sri Vijaya Puram.
8. The PA to Secretary (Health) for kind information of Secretary, Andaman and Nicobar Administration, Sri Vijaya Puram.
9. The PA to Secretary (Urban Development) for kind information of Secretary Andaman and Nicobar Administration, Sri Vijaya Puram
10. The PA to Deputy Commissioner (South Andaman) for information of Deputy Commissioner, Andaman and Nicobar Administration, Sri Vijaya Puram, necessary action at District level.
11. The PA to Secretary (Rural Development) for kind information of Secretary, Andaman and Nicobar Administration, Sri Vijaya Puram.
12. The Secretary (Tourism) Andaman and Nicobar Administration, Sri Vijaya Puram for information and necessary action.
13. The Secretary (Science & Technology), Andaman and Nicobar Administration, Sri Vijaya Puram for information and necessary action.
14. The Secretary (SVPMC) Andaman and Nicobar Administration, Sri Vijaya Puram for information and necessary action.
15. The Deputy Commissioner (Nicobars), Andaman and Nicobar Administration, Car Nicobar for information and necessary action at District level.
16. The Deputy Commissioner (North & Middle Andaman), Andaman and Nicobar Administration, Mayabunder for information and necessary action at District level.
17. The Director (Tourism), Andaman and Nicobar Administration, for information and necessary action.
18. The Director (Rural Development), Andaman and Nicobar Administration, for information and necessary action.
19. The Joint Secretary, Sri Vijaya Puram Municipal Council (SVPMC), Andaman and Nicobar Administration, for information and necessary action.
20. The Director (Science & Technology), Andaman and Nicobar Administration, for information and necessary action.
21. The Director Health Services, Andaman and Nicobar Administration, for information and necessary action.
22. The Director, Andaman & Nicobar Islands Institute of Medical Sciences (ANIIMS) for information and necessary action.
23. Office Copy


Secretary (Coordination)



SYSTEM FOR INSPECTION & MONITORING OF SWM CLUSTERS AND CLEANLINESS

Inspection Structure

| Level | Responsibility |
|-----------------------|--|
| Panchayat Secretary | Field inspection and identification of issues |
| BDO | Inspect 100% SWM clusters and verify PS reports |
| Directorate RD & PRIs | Compile UT data and verify 5% clusters |
| DC / AC | Surprise inspections |

Annexure-1

1. FIELD INSPECTION PROFORMA

(To be filled by Panchayat Secretary)

PART A – BASIC DETAILS

| Item | Details |
|--------------------|--|
| Gram Panchayat | NETAJI NAGAR AND HUT BAY NETAJI NAGAR |
| SWM Cluster | NETAJI NAGAR |
| Block | LITTLE ANDAMAN |
| District | SOUTH ANDAMAN |
| Date of inspection | 09.03.2026 |
| Officer Name | G SENTHIL KUMAR |

Areas inspected

- SWM Cluster
- Gram Panchayat area
- Beach
- Market
- Drain / Nala

Annexure-2**PART B – SWM CLUSTER STATUS**

| Parameter | Details |
|-----------------------------|--------------------|
| Estimated accumulated waste | 4 tonnes |
| Period of accumulation | 300 days |
| Waste condition | Loose / Segregated |
| Loose waste quantity | 4 tonnes |
| Baled waste quantity | NIL tonnes |

Comment, If any

No Balling Machine Available in the cluster.

Annexure-3

PART C – BLACK SPOTS (GARBAGE VULNERABLE POINTS)

| Location | Nature of Waste | Approx Quantity | Action Required | Target Date for Clearance |
|-------------------------|-----------------|-----------------|-------------------|---------------------------|
| Near Fish Landing Jetty | Drift Waste | 500 Kg. | Cleanliness drive | 21.03.2026 |

Annexure-4

PART D – CLEANLINESS DRIVES

Tourism Beaches

| Beach Name | Weekly Drive Conducted (Friday) | Last Date Conducted | Remarks |
|---------------|---------------------------------|---------------------|---------|
| Chattan Beach | | | |
| | | | |
| | | | |
| | | | |

Other Locations (Monthly Drives)

1. Chattan Beach – 28.03.2026.

Location Type (Beach/Nala/Market) Last Cleanliness Drive Remarks

1. CC drains adjacent to Main road at Hut Bay Bazar – 10.03.2026.

Annexure-5**PART E – SCORING (TOTAL 100 MARKS)****SWM CLUSTER CONDITION – 40**

| Indicator | Marks |
|------------------------|--------------|
| No accumulated waste | 5 |
| Waste properly baled | 0 |
| Segregation maintained | 10 |
| Machinery functional | 5 |
| Cluster cleanliness | 10 |

COLLECTION SYSTEM – 25

| Indicator | Marks |
|--|--------------|
| Door-to-door waste collection coverage | 7 |
| Segregated collection | 5 |
| Collection as per route plan | 8 |

PUBLIC AREA CLEANLINESS – 25

| Indicator | Marks |
|-------------------------------|--------------|
| Cleanliness of public places | 8 |
| Cleanliness of beaches | 7 |
| Absence of open dumping sites | 5 |

RECORDS – 10


| Indicator | Marks |
|---------------------|--------------|
| Collection register | 3 |
| Cluster records | 4 |
| User fee records | 3 |


TOTAL SCORE: 80 / 100

PART G – PHOTOGRAPHS

Minimum 3 photographs

1- Cluster





3 - Black spot or public area

BEFORE



AFTER



Signature of Officer

Panchayat Secretary
Aram Panchayat
Hul Bay / Netaji Nagar



SYSTEM FOR INSPECTION & MONITORING OF SWM CLUSTERS AND CLEANLINESS

Inspection Structure

| Level | Responsibility |
|-----------------------|--|
| Panchayat Secretary | Field inspection and identification of issues |
| BDO | Inspect 100% SWM clusters and verify PS reports |
| Directorate RD & PRIs | Compile UT data and verify 5% clusters |
| DC / AC | Surprise inspections |


Panchayat Secretary
 Gram Panchayat, Ramkristanapur
 Little Andaman

Annexure-1

1. FIELD INSPECTION PROFORMA

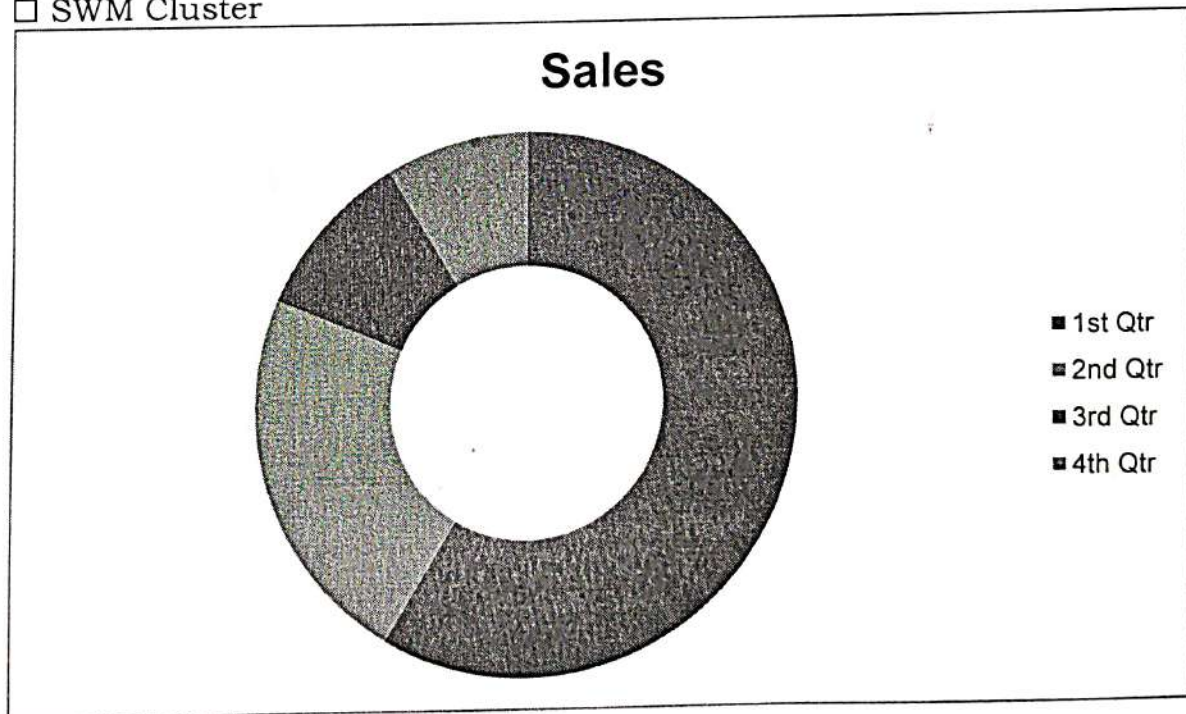
(To be filled by Panchayat Secretary)

PART A – BASIC DETAILS

| Item | Details |
|--------------------|------------------------|
| Gram Panchayat | Ramkrishnapur |
| SWM Cluster | Rabindra Nagar |
| Block | Little Andaman |
| District | South Andaman |
| Date of inspection | 09.03.2026 |
| Officer name | Shri Adnan Ahamed Khan |

Areas inspected

SWM Cluster



- Gram Panchayat area ✓
 Beach ✓
 Market ✓
 Drain / Nala


Panchayat Secretary
 Gram Panchayat, Ramkrishnapur
 Little Andaman

Annexure-2

PART B - SWM CLUSTER STATUS

| Parameter | Details |
|-----------------------------|-------------------------|
| Estimated accumulated waste | - |
| Period of accumulation | - |
| Waste condition | Loose / Partially baled |
| Loose waste quantity | - |
| Baled waste quantity | - |

Comment, If any

Waste segregation is partially practiced regular lifting of waste required to avoid accumulation.


Panchayat Secretary
Gram Panchayat, Ramkrishna
Little Andaman

Annexure-3

PART C - BLACK SPOTS (GARBAGE VULNERABLE POINTS)

| Location | Nature of Waste | Approx Quantity | Action Required | Target Date for Clearance |
|----------|-----------------|-----------------|-----------------|---------------------------|
| | | | | |
| | | | | |


Panchayat Secretary
Gram Panchayat, Ramkrishnapur
Little Andaman

Annexure-4**PART D – CLEANLINESS DRIVES****Tourism Beaches**

| Beach Name | Weekly Drive Conducted (Friday) | Last Date Conducted | Remarks |
|------------------------|--|----------------------------|----------------|
| Tourism oriented beach | Weekly drive | - | |
| Other beach | Monthly | 07/03/2026 | |
| Drains | Monthly | - | |
| Market area | Monthly | 09/03/2026 | |

Other Locations (Monthly Drives)**Location Type (Beach/Nala/Market) Last Cleanliness Drive Remarks**


Panchayat Secretary
Gram Panchayat, Ramkrishnapur
Little Andaman

Annexure-5

PART E – SCORING (TOTAL 100 MARKS)

SWM CLUSTER CONDITION – 40

| Indicator | Marks |
|------------------------|--------------|
| No accumulated waste | 7 |
| Waste properly baled | 7 |
| Segregation maintained | 6 |
| Machinery functional | 0 |
| Cluster cleanliness | 5 |

COLLECTION SYSTEM – 25

| Indicator | Marks |
|--|--------------|
| Door-to-door waste collection coverage | 5 |
| Segregated collection | 6 |
| Collection as per route plan | 8 |

PUBLIC AREA CLEANLINESS – 25

| Indicator | Marks |
|-------------------------------|--------------|
| Cleanliness of public places | 7 |
| Cleanliness of beaches | 8 |
| Absence of open dumping sites | 8 |

RECORDS – 10

| Indicator | Marks |
|---------------------|--------------|
| Collection register | 4 |
| Cluster records | - |
| User fee records | 4 |

TOTAL SCORE: 75 / 100


Panchayat Secretary
 Gram Panchayat, Ramkrishnapur
 Little Andaman

Annexure-6

PART F – DEFICIENCIES

1. Bailing machine non functional at SWM cluster Rabindra Nagar since one year.


Panchayat Secretary
Gram Panchayat, Ramkrishnapur
Little Andaman

Annexure-7


PART G – PHOTOGRAPHS

Minimum 3 photographs

1. Cluster site
2. Market area
3. Beach



Before




After




Before



After



Before



After


Panchayat Secretary
Gram Panchayat, Ramkrishnapur
Little Andaman

Annexure-1

1. FIELD INSPECTION PROFORMA

(To be filled by Panchayat Secretary)

PART A – BASIC DETAILS

| Item | Details |
|--------------------|---------------------------------|
| Gram Panchayat | Vivekananda Pur, Little Andaman |
| SWM Cluster | Rabindra Nagar, Little Andaman |
| Block | CD, Block, Little Andaman |
| District | South Andaman |
| Date of inspection | 06-03-2026 |
| Officer name | Ritesh Kumar Gharami |

Areas inspected

- SWM Cluster
- Gram Panchayat area
- Beach
- Market
- Drain / Nala

Annexure-2

PART B – SWM CLUSTER STATUS

| Parameter | Details |
|-----------------------------|---------------------------------|
| Estimated accumulated waste | ___ tonnes |
| Period of accumulation | ___ days |
| Waste condition | Loose / Baled / Partially baled |
| Loose waste quantity | ___ tonnes |
| Baled waste quantity | ___ tonnes |

Comment, If any

Waste segregation is partially practiced regular lifting of waste required to avoid accumulation.

Annexure-3

PART C – BLACK SPOTS (GARBAGE VULNERABLE POINTS)

| Location | Nature of Waste | Approx Quantity | Action Required | Target Date for Clearance |
|-----------------|------------------------|------------------------|------------------------|----------------------------------|
| -- | -- | -- | -- | -- |

Annexure-4

PART D – CLEANLINESS DRIVES

Tourism Beaches

| Beach Name | Weekly Drive Conducted (Friday) | Last Date Conducted | Remarks |
|------------------------------------|--|----------------------------|----------------|
| VKPur Market Area | Monthly | 06-03-2026 | |
| VKPur Market to G.S.S VKPur Office | Monthly | 04-02-2026 | |

Other Locations (Monthly Drives)

Location Type (Beach/Nala/Market) Last Cleanliness Drive Remarks

Annexure-5**PART E – SCORING (TOTAL 100 MARKS)****SWM CLUSTER CONDITION – 40**

| Indicator | Marks |
|------------------------|-------|
| No accumulated waste | 7 |
| Waste properly baled | 7 |
| Segregation maintained | 6 |
| Machinery functional | 0 |
| Cluster cleanliness | 5 |

COLLECTION SYSTEM – 25

| Indicator | Marks |
|--|-------|
| Door-to-door waste collection coverage | 5 |
| Segregated collection | 6 |
| Collection as per route plan | 8 |

PUBLIC AREA CLEANLINESS – 25

| Indicator | Marks |
|-------------------------------|-------|
| Cleanliness of public places | 7 |
| Cleanliness of beaches | 8 |
| Absence of open dumping sites | 8 |

RECORDS – 10

| Indicator | Marks |
|---------------------|-------|
| Collection register | 4 |
| Cluster records | - |
| User fee records | 4 |

TOTAL SCORE: 75 / 100

Annexure-6

PART F – DEFICIENCIES


1. Bailing machine non functional at SWM cluster Rabindra Nagar since one year.

Annexure-7

PART G – PHOTOGRAPHS

Minimum 3 photographs

- 1- Cluster
- 2 - Waste accumulation
- 3 - Black spot or public area



Handwritten signature
Panchayat Secretary
Signature of Officer
Gram Panchayat
Vivekananda Pur



SYSTEM FOR INSPECTION & MONITORING OF SWM CLUSTERS AND CLEANLINESS

Inspection Structure

| Level | Responsibility |
|-----------------------|--|
| Panchayat Secretary | Field inspection and identification of issues |
| BDO | Inspect 100% SWM clusters and verify PS reports |
| Directorate RD & PRIs | Compile UT data and verify 5% clusters |
| DC / AC | Surprise inspections |


Secretary
 Gram Panchayat
 Vinindra Nagar, Little Andaman

Annexure-1

1. FIELD INSPECTION PROFORMA

(To be filled by Panchayat Secretary)

PART A – BASIC DETAILS

| Item | Details |
|--------------------|-------------------|
| Gram Panchayat | Rabindra Nagar |
| SWM Cluster | Rabindra Nagar |
| Block | Little Andaman |
| District | South Andaman |
| Date of inspection | 09-03-26 |
| Officer name | Adnan Ahamed Khan |

Areas inspected

- ✓ SWM Cluster
- ✓ Gram Panchayat area
- Beach
- ✓ Market
- Drain / Nala


Secretary
Gram Panchayat
Rabindra Nagar, Little Andaman

Annexure-2**PART B – SWM CLUSTER STATUS**

| Parameter | Details |
|-----------------------------|---------------------------------|
| Estimated accumulated waste | 39 tonnes |
| Period of accumulation | 350 days |
| Waste condition | Loose / Baled / Partially baled |
| Loose waste quantity | 24 tonnes |
| Baled waste quantity | 15 tonnes |

Comment, If any


Secretary
Gram Panchayat
Sagindra Nagar, Little Andaman

Annexure-3**PART C – BLACK SPOTS (GARBAGE
VULNERABLE POINTS)**

| Location | Nature of Waste | Approx Quantity | Action Required | Target Date for Clearance |
|-----------------|------------------------|------------------------|------------------------|----------------------------------|
| Nil | Nil | Nil | Nil | Nil |
| | | | | |
| | | | | |
| | | | | |
| | | | | |
| | | | | |



Secretary
Gram Panchayat
Sapindra Nagar, Little Andaman

Annexure-4

PART D – CLEANLINESS DRIVES

Tourism Beaches

| Beach Name | Weekly Drive Conducted (Friday) | Last Date Conducted | Remarks |
|------------|---------------------------------|---------------------|---------|
| Nil | Nil | Nil | Nil |
| | | | |
| | | | |
| | | | |

Other Locations (Monthly Drives)

Location Type (Beach/Nala/Market) Last Cleanliness Drive Remarks


Secretary
 Gram Panchayat
 Kapindra Nagar, Little Andaman

Annexure-5**PART E – SCORING (TOTAL 100 MARKS)****SWM CLUSTER CONDITION – 40**

| Indicator | Marks |
|------------------------|--------------|
| No accumulated waste | 07 |
| Waste properly baled | 07 |
| Segregation maintained | 06 |
| Machinery functional | 00 |
| Cluster cleanliness | 05 |

COLLECTION SYSTEM – 25

| Indicator | Marks |
|--|--------------|
| Door-to-door waste collection coverage | 07 |
| Segregated collection | 05 |
| Collection as per route plan | 08 |

PUBLIC AREA CLEANLINESS – 25

| Indicator | Marks |
|-------------------------------|--------------|
| Cleanliness of public places | 11 |
| Cleanliness of beaches | - |
| Absence of open dumping sites | 13 |

RECORDS – 10

| Indicator | Marks |
|---------------------|--------------|
| Collection register | 3 |
| Cluster records | 3 |
| User fee records | 3 |

TOTAL SCORE: 78 / 100


Secretary
 Gram Panchayat
 apindra Nagar, Little Andaman

Annexure-6**PART F – DEFICIENCIES**

1. Bailing Machine non-functional at SWM Cluster Rabindra Nagar since 1(one) year.


Secretary
Gram Panchayat
Rabindra Nagar, Little Andaman

Annexure-7

PART G – PHOTOGRAPHS

Minimum 3 photographs

- 1- SWM Rabindra Nagar Cluster
- 2- Panchayat Market
- 3- Gram Panchayat Area
- 4-



BEFORE

AFTER


Signature of Officer
Secretary
Gram Panchayat
Rabindra Nagar, Little Andaman



SYSTEM FOR INSPECTION & MONITORING OF SWM CLUSTERS AND CLEANLINESS

Inspection Structure

| Level | Responsibility |
|-----------------------|--|
| Panchayat Secretary | Field inspection and identification of issues |
| BDO | Inspect 100% SWM clusters and verify PS reports |
| Directorate RD & PRIs | Compile UT data and verify 5% clusters |
| DC / AC | Surprise inspections |

Annexure-1

1. FIELD INSPECTION PROFORMA

(To be filled by Panchayat Secretary)

PART A – BASIC DETAILS

| Item | Details |
|--------------------|-----------------|
| Gram Panchayat | HUT BAY |
| SWM Cluster | NETAJI NAGAR |
| Block | LITTLE ANDAMAN |
| District | SOUTH ANDAMAN |
| Date of inspection | 09.03.2026 |
| Officer Name | G SENTHIL KUMAR |

Areas inspected

- SWM Cluster
- Gram Panchayat area
- Beach
- Market
- Drain / Nala

Annexure-2**PART B – SWM CLUSTER STATUS**

| Parameter | Details |
|-----------------------------|--------------------|
| Estimated accumulated waste | 4 tonnes |
| Period of accumulation | 300 days |
| Waste condition | Loose / Segregated |
| Loose waste quantity | 4 tonnes |
| Baled waste quantity | NIL tonnes |

Comment, If any

No Baling Machine Available in the cluster.

Annexure-3

PART C – BLACK SPOTS (GARBAGE VULNERABLE POINTS)

| Location | Nature of Waste | Approx Quantity | Action Required | Target Date for Clearance |
|-------------------------|-----------------|-----------------|-------------------|---------------------------|
| Near Fish Landing Jetty | Drift Waste | 500 Kg. | Cleanliness drive | 21.03.2026 |

Annexure-4

PART D – CLEANLINESS DRIVES

Tourism Beaches

| Beach Name | Weekly Drive Conducted (Friday) | Last Date Conducted | Remarks |
|---------------|---------------------------------|---------------------|---------|
| Chattan Beach | | | |
| | | | |
| | | | |
| | | | |

Other Locations (Monthly Drives)

1. Chattan Beach – 28.03.2026.

Location Type (Beach/Nala/Market) Last Cleanliness Drive Remarks

1. CC drains adjacent to Main road at Hut Bay Bazar – 10.03.2026.

Annexure-5

PART E – SCORING (TOTAL 100 MARKS)

SWM CLUSTER CONDITION – 40

| Indicator | Marks |
|------------------------|--------------|
| No accumulated waste | 5 |
| Waste properly baled | 0 |
| Segregation maintained | 10 |
| Machinery functional | 5 |
| Cluster cleanliness | 10 |

COLLECTION SYSTEM – 25

| Indicator | Marks |
|--|--------------|
| Door-to-door waste collection coverage | 7 |
| Segregated collection | 5 |
| Collection as per route plan | 8 |

PUBLIC AREA CLEANLINESS – 25

| Indicator | Marks |
|-------------------------------|--------------|
| Cleanliness of public places | 8 |
| Cleanliness of beaches | 7 |
| Absence of open dumping sites | 5 |

RECORDS – 10


| Indicator | Marks |
|---------------------|--------------|
| Collection register | 3 |
| Cluster records | 4 |
| User fee records | 3 |

TOTAL SCORE: 80 / 100

PART G – PHOTOGRAPHS

Minimum 3 photographs

1- Cluster





3 - Black spot or public area



AFTER



Signature of Officer

Panchayat Secretary
Aram Panchayat

Hul-Bay / Netaji Nagar

Annexure-7

2. BDO INSPECTION & VERIFICATION PROFORMA

(BDOs inspect 100% SWM clusters and verify PS reports)

Block: _____

| Sl | GP | Cluster | PS Score | BDO Score | Waste Accumulation | Black Spots Identified | Remarks |
|----|----------------|----------------|----------|-----------|--------------------|------------------------|---------|
| 1. | Netaji Nagar | Netaji Nagar | 80/100 | 72/100 | 4 Tonnes | 03 | |
| 2. | Rabindra Nagar | Rabindra Nagar | 78/100 | 63/100 | 39 Tonnes | Nil | |
| | | | | | | | |
| | | | | | | | |

BLOCK SUMMARY

| Parameter | Number |
|---------------------------------|--------|
| Total SWM clusters | 02 |
| Clusters inspected by BDO | 02 |
| Clusters with accumulated waste | 02 |
| Black spots identified | 03 |
| Black spots cleared | 01 |

CLEANLINESS DRIVE STATUS

- Cleanliness Drive held on 07/03/206 and 09/03/2026 at R.K. Pur.
- Cleanliness Drive held on 07/03/2026 at Hut Bay.
- Cleanliness Drive to be held on 14/03/2026 at Fish Landing Jetty Beach at Netaji Nagar Gram Panchayat.


 खण्ड विकास अधिकारी
Signature of BDO
 Block Development Officer
 सामुदायिक विकास खण्ड, लिटिल अण्डमान
 CD Block, Little Andaman

ESTABLISHMENT OF SOLID WASTE MANAGEMENT CLUSTERS IN NANCOWRY & CAR NICOBAR

NANCOWRY



CAR NICOBAR



SETTING UP OF GAUSHALA IN GRAM PANCHAYAT SIPPIGHAT UNDER GOBARDHAN PROJECT





TRAINING PROGRAMMES



CLEANLINESS DRIVES



CLEANLINESS DRIVES



CLEANLINESS DRIVE FOR MARINE POLLUTION



AWARENESS CAMPAIGNS





DOOR TO DOOR COLLECTION AND TRANSPORTATION





USER FEES COLLECTION



IEC ACTIVITIES





STAR RATING CERTIFICATE



SWACHH BHARAT MISSION-URBAN 2.0

This is to certify that city of

Sri Vijaya Puram

of the State Andaman and Nicobar has been certified



(17.07.2025 - 16.07.2026)

Roopa Mishra

Joint Secretary & Mission Director
Swachh Bharat Mission Urban

Srinivas R Katikithala

Secretary,
Ministry of Housing & Urban Affairs

अण्डमान तथा
Andaman And



निकोबार राजपत्र
Nicobar Gazette

असाधारण

EXTRAORDINARY
प्राधिकार से प्रकाशित
Published by Authority

सं. 52, श्री विजयपुरम, मंगलवार, 3 मार्च, 2026
No. 52, Sri Vijaya Puram, Tuesday, March 3, 2026

अण्डमान तथा निकोबार प्रशासन
अण्डमान तथा निकोबार प्रदूषण नियंत्रण समिति
विज्ञान एवं प्रौद्योगिकी विभाग

अधिसूचना

श्री विजयपुरम, दिनांक 03 मार्च, 2026।

सं. 52/2026 / फा.सं. 2-1/PCC/Waste/2004.— अण्डमान तथा निकोबार प्रशासन के प्रशासनिक प्राधिकार के तहत प्रदत्त शक्तियों का प्रयोग करते हुए एवं अण्डमान तथा निकोबार असाधारण राजपत्र में प्रकाशित दिनांक 28.06.2016 के अधिसूचना संख्या 109, जिसके द्वारा "अण्डमान तथा निकोबार द्वीपसमूह से प्लास्टिक, काँच एवं ई-अपशिष्टों के परिवहन हेतु माल-भाड़ा से छूट की स्कीम" को अधिसूचित किया गया था, में आंशिक संशोधन हेतु प्रशासक एतद्वारा उक्त स्कीम में निम्नलिखित संशोधन करते हैं, अर्थात्:

1. संक्षिप्त नाम एवं प्रारंभ :

- इस स्कीम को "अण्डमान तथा निकोबार द्वीपसमूह से विभिन्न अपशिष्ट सामग्रियों को मुख्यभूमि के लिए परिवहन हेतु माल-भाड़ा से छूट(संशोधन) स्कीम, 2026" कहा जाएगा।
- इस स्कीम का विस्तार संपूर्ण अण्डमान तथा निकोबार द्वीपसमूह पर होगी।
- यह स्कीम 01 जनवरी, 2026 से प्रवृत्त होंगे और दिनांक 29.08.2025 के अधिसूचना संख्या 79 के विस्तारण के अनुरूप दिनांक 31 अगस्त, 2027 तक प्रवर्तन में रहेगा।

2. उक्त अधिसूचना के पैरा 1, 3, 4, 5 एवं 6 में जहाँ पर भी "प्लास्टिक, काँच एवं ई-अपशिष्ट" शब्दों का उल्लेख है, वहाँ उसे "विभिन्न अपशिष्ट सामग्रियाँ" शब्दों से प्रतिस्थापित किया जाएगा।

3. अधिसूचना के पैरा 3 के उप-पैरा (vii) के पश्चात् निम्नलिखित उप-पैराओं को जोड़ा जाएगा, अर्थात् :

(viii) "विभिन्न अपशिष्ट सामग्रियाँ" से तात्पर्य ऐसे अपशिष्ट सामग्रियों से है, जो अण्डमान तथा निकोबार द्वीपसमूह में जनित हैं और जिन्हें पुनर्चक्रण, पुनःप्राप्ति, सह-प्रसंस्करण अथवा पर्यावरण संधारणीय निपटान के लिए मुख्यभूमि भेजा जाएगा, जिनमें निम्नलिखित सम्मिलित होंगे, परंतु इन्हीं तक सीमित नहीं होंगे :

- प्लास्टिक अपशिष्ट
- काँच अपशिष्ट
- ई-अपशिष्ट
- कार्डबोर्ड सहित कागज एवं कागज-आधारित उत्पाद
- उपयोग किए गए टायर एवं ट्यूब सहित रबर एवं रबर उत्पाद
- रेडियोधर्मी सामग्रियों को छोड़कर सभी प्रकार की धातुएँ
- रिफ्यूज़ डिराइव्ड फ्यूल (RDF) / सेग्रीगेटेड कम्बस्टबल फ़ैक्शन (SCF)

4. अधिसूचना की अन्य सभी निबंधन एवं शर्तों में कोई परिवर्तन नहीं होगी तथा यथावत प्रवर्तन में रहेगी।

अण्डमान तथा निकोबार द्वीपसमूह के उप राज्यपाल के आदेश से तथा उनके नाम पर

ह./-
(रजनीश कुमार सिंह, आइ ए एस)
सचिव (विज्ञान एवं प्रौद्योगिकी)

**ANDAMAN AND NICOBAR ADMINISTRATION
ANDAMAN AND NICOBAR POLLUTION CONTROL COMMITTEE
DEPARTMENT OF SCIENCE AND TECHNOLOGY**

NOTIFICATION

Sri Vijaya Puram, dated the 3rd March, 2026.

No. 52/2026 F. No. 2-1/PCC/Waste/2004.---In exercise of the powers conferred under the administrative authority of the Andaman and Nicobar Administration, and in partial modification of the Notification No. 109, dated 28.06.2016, published in the Andaman and Nicobar Extraordinary Gazette, whereby the "Andaman and Nicobar Islands Scheme for Exemption of Freight Charges for Transportation of Plastic, Glass & E-waste" was notified, the Administrator is pleased to further amend the said Scheme as follows:

1. Short title and commencement :

- i. This Scheme may be called the " *Andaman and Nicobar Islands Exemption of Freight Charges for Transportation of different waste materials from A & N Islands to Mainland (Amendment) Scheme, 2026*".
- ii. It extends to the whole of A & N Islands.
- iii. It shall remain in operation up to 31st August 2027, in alignment with the extension of Notification No. 79 dated 29.08.2025, and shall come into force with effect from 1st January, 2026.

2. In Para 1, 3, 4, 5 & 6 of the said Notification, wherever the words "Plastic, Glass and E-wastes", occurs the same shall be substituted with the word, "different waste materials".

3. In Para 3 of the Notification, after Sub-para (vii), the following Sub-paras shall be added, namely:

(viii) "different waste materials" means waste materials generated within the Andaman and Nicobar Islands and meant for recycling, recovery, co-processing, or environmentally sustainable disposal in the mainland, including but not limited to:

1. Plastic waste
2. Glass waste
3. E-waste
4. Paper and paper-based products, including cardboard
5. Rubber and rubber products, including used tyres and tubes

6. All types of metals, excluding radioactive materials.
 7. Refuse Derived Fuel (RDF)/ Segregated Combustible Fraction (SCF).
4. All other terms and conditions of the Notification shall remain unchanged and shall continue to be in force.

By order and in the name of the Lieutenant Governor,
Andaman and Nicobar Islands

Sd./-
(Rajanish Kumar Singh, IAS)
Secretary (Science & Technology)

Form for Application under freight Exemption scheme/ Request for authorization and Inspection

Transporter / Agency Details:

| Sl. No. | Particulars | Details by Waste handlers | Observations by IO |
|---------|--|---------------------------|--------------------|
| 1. | Name of Waste handler & Firm | | |
| 2. | Address | | |
| 3. | Phone No. | | |
| 4. | Email Id | | |
| 5. | Registration No. | | |
| 6. | Waste storage location/ DRC/ SWM Cluster | | |
| 7. | Waste loading - Wharf/ Port/ Jetty | | |
| 8. | Total containers required | | |

Waste Shipment Details:

| Type of Waste | No. of Bales/ bundles/ bags | | Total quantity (in kg) | | No. of Containers required | |
|---|--------------------------------|----|---------------------------|----|----------------------------------|----|
| | Waste handlers | IO | Waste handlers | IO | Waste handlers | IO |
| Plastic Cat-I (Rigid Plastic Packaging-PET, HDPE, PP rigid containers, bottles, jars, caps) | | | | | | |
| Plastic Cat-II (Flexible Plastic Packaging-Plastic carry bags, films, pouches, wraps) | | | | | | |
| Plastic Cat-II (Multilayered Plastics (MLP)-Chips packets, biscuit wrappers, laminated foils) | | | | | | |
| Plastic Cat-IV (Compostable Plastics) | | | | | | |
| Plastic Cat-V (Biodegradable plastic) | | | | | | |
| Plastic Cat-V (Other than above category) | | | | | | |
| Glass waste | | | | | | |
| E-waste | | | | | | |
| Paper and paper-based products | | | | | | |
| Textile waste, cloth, rags | | | | | | |
| Waste leather & its products | | | | | | |
| Abandoned fishing gears, nets and ropes | | | | | | |
| Human hair | | | | | | |
| Rubber and rubber products (including tyres & tubes) | | | | | | |
| Biomass & wood waste, coconut shells, crop residues | | | | | | |
| Refuse Derived Fuel (RDF) / Segregated Combustible Fraction (SCF). | | | | | | |
| Total quantity | | | | | | |

[NOTE: Waste handlers-persons engaged in collection, pre-processing, processing & transporting activities operating from A&N Islands, IO-Inspecting officials, authorized for inspecting the storage areas].

End-user details (verification by ANPCC):

| Type | Name of waste | Name of SPCB, | EPR Certificate | Agreement/ MoU |
|------|---------------|---------------|-----------------|----------------|
|------|---------------|---------------|-----------------|----------------|

| of waste | processor/ recycler with address | Consent/ Authorization No. & date | No., if applicable. | made with end user for recycling/ disposal |
|----------|----------------------------------|-----------------------------------|---------------------|--|
| | | | | |

(Signature of Waste handler)

Verification report of Inspecting Official (IO)

Other conditions: Waste is properly segregated/ cleaned/ dried & dewatering: Yes/ No.

Observations & recommendation:

(Signature of Inspecting Officials)

Checklist for application:


- Register/ record maintained by waste handlers as per Notification
- Registration obtained by waste handler from the District Industries Centre / Udyam Registration or Work order from Sri Vijaya Puram Municipal Council/ Rural Development & Panchayats or Consent/ Authorisation from ANPCC.
- Valid Consent To Operate of the end user facility issued by concerned SPCB/PCC.
- Authorization issued to end user facility under the relevant waste management rules, issued by the concerned SPCB/PCCs
- Agreements or MoUs made between the waste handlers & end user, issued by or executed with the end-use facility.
- Extended Producer Responsibility compliance documents wherever applicable (Plastic, tyres, etc.).

Register/ record to be maintained by waste handlers as per Notification

| S.No. | Unique identification code (Firm name- Number) | Type of different waste material (as per notification) | Packaging type (bundles/ bales/ bags/etc.) | Approximate unit weight | Date of inspection |
|-------|--|--|--|-------------------------|--------------------|
| | | | | | |



| | | | | | |
|--|--|--|--|--|--|
| | | | | | |
|--|--|--|--|--|--|

Anarkali DRC-1 (Green Worms Eco Solution)




Assistant Engineer-III
(SWM)
Municipal Corporation
Port Blair

Anarkali DRC-2(A Samsuddin)




Assistant Engineer-III
(SWM)
Municipal Council
Port Blair

Anarkali DRC-3(NHC Enterprises)




Assistant Engineer-III
(SWM)
Municipal Council
Port Blair

Mohanpura DKC (Green Worms Eco Solution)



[Handwritten Signature]


Assistant Engineer-III
(SWM)
Municipal Corporation
Puducherry

Junglighthat DRC(Paperman Environmental Solution)




Assistant Engineer-III
(SWM)
Municipal Council
Port Blair


School Line DRC (ATR Venture)



[Handwritten signature]


Assistant Engineer-III
(SWM)
Municipality
Fort

New Pahargaon DRC (Intrend Enterprises)




Handwritten signature

Dollygunj DRC-1 (Waste Solution)




[Signature]
Assistant Engineer-III
(SWM)
Municipal Council
Port Blair

Dollygunj DRC-2 (Bio Green)





[Handwritten Signature]
Secretary, District III
P.W.M.
Municipality
Port Blair

Bathubasti DRC (KSR Scrap Traders)



[Handwritten signature]

Brookshabad DRC 2&3 (CM Scrap & Traders)



[Handwritten Signature]
Assistant Director-III
SWM
Brookshabad
Port Blair

Garacharama DRC (Andaman 3R Solution)



[Handwritten signature]

[Faint, illegible text]

Shankla Enterprises (Brookshabad-1)



[Handwritten signature]

Brookshabad Compost Plant





Assistant Engineer-III
(SWM)
Municipal Council
Port Blair

Gandhi Park Compost Plant



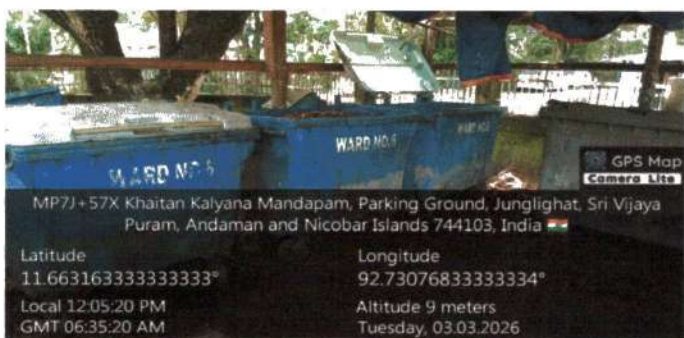
[Signature]
Assistant Engineer-III
ESSEPM
Municipal Corporation
Port Blair

Anarkali Windrow Compost



[Handwritten signature]

Junglighat Bin Compost




Assistant Engineer-III
(SWM)
Municipal Council
Port Blair

Junglighat Fish Waste Processing Unit




Assistant Engineer-III
(SWM)
Municipal Council
Port Blair

Anarkali Pit COmpost



Handwritten signature


Garacharma Compost Plant



[Signature]
Assistant Engineer-III
(SWM)
Municipal Council
Port Blair

Brookshabad Coconut Shredding Unit








Assistant Engineer-III
(SWM)
Municipal Corporation
Port Blair

Brichgunj Compost Plant



[Handwritten signature]

Garacharama-1 Compost Plant



[Signature]
 Assistant Engineer-III
 (SWM)
 Municipal Council
 Port Blair

नगर पालिका परिषद
Office of Municipal Council
श्री विजया पुरम
Sri Vijaya Puram

Annexure- R

PBMC/5/2/2019/SE/349

STANDARD OPERATING PROCEDURE (SOP)

For Wet Waste Processing from Collection to Processing during Monsoon (4-6 Months)

1. Introduction:

This Standard Operating Procedure (SOP) establishes the protocols for the comprehensive management of wet waste within the jurisdiction of the Sri Vijaya Puram Municipal Council (SVPVC), Andaman & Nicobar (A&N) Islands. It specifically addresses the unique and significant challenges encountered during the monsoon season. The scope of this SOP encompasses all stages of the wet waste management lifecycle: generation (from households, commercial establishments, and institutions), meticulous source segregation, systematic collection, efficient transportation, necessary pre-processing, appropriate processing and/or treatment, and sale of by-products. A central focus is maintained on implementing monsoon-resilient practices throughout this lifecycle.

This SOP has been meticulously formulated to ensure direct compliance with the directions issued by the Hon'ble National Green Tribunal (NGT) in Original Application No. 606 of 2018, which pertains to comprehensive solid waste management. Furthermore, this document aligns with and operationalizes the provisions of the Solid Waste Management (SWM) Rules, 2016, as notified by the Ministry of Environment, Forest and Climate Change (MoEF&CC), Government of India.

The Standard Operating Procedure (SOP) has been duly verified and vetted by the Indian Council of Agricultural Research – Central Inland Agricultural Research Institute (ICAR–CIARI), Sri Vijaya Puram.

2. Scope:

This SOP is mandatory and binding for all waste generators, including individual households, commercial entities (such as markets, hotels, restaurants), and institutions (schools, government offices, etc.). It is also mandatory for all personnel of the SVPVC, and any third-party contractors or agencies engaged by SVPVC for any aspect of wet waste management within the geographical and administrative purview of the SVPVC.

3. Abbreviations:

- **BWG:** Bulk Waste Generators (waste generation > 50kgs./day).
- **HH:** Households
- **Comm.:** Commercial Establishments
- **Institutional:** Educational institutions, government offices, hospitals, etc.
- **D2D:** Door-to-Door
- **PPEs:** Personal Protective Equipment (e.g., hand gloves, masks)
- **SVPVC:** Sri Vijaya Puram Municipal Corporation
- **Safalmitras:** Waste collection personnel/sanitation workers
- **Generator:** All waste generators (Household, commercial & institutional).

4. Actionable points stage-wise during monsoon season:

| S. No. | Stage/Issue | Responsible Party | Probable Solutions |
|--------|--|-------------------|---|
| 1. | Waste generation - Sources (HH/ Comm./ Institutional & BWG) | Generator | <ul style="list-style-type: none"> • Covered bins/bins with lids are mandatory for all waste generators. |
| 2. | Segregation at Source | Generator | <ul style="list-style-type: none"> • Mandatory segregation at source into wet and dry waste. • Introduction of bio-degradable bags for collecting waste at the source by the Safalmitras. |

(Signature)

| S. No. | Stage/Issue | Responsible Party | Probable Solutions |
|--------|--|-------------------|--|
| 3. | Segregated waste Collection - D2D (Households) | SVPMC | <ul style="list-style-type: none"> Manpower to be equipped with mandatory PPEs (hand gloves & masks) and rain gear (raincoat). Door-to-Door waste collection is mandatory every day. Use of appropriate equipment such as wheelbarrows and movable dustbins for household collection. Collection vehicles equipped with separate covered compartments. |
| 4. | Segregated waste Collection - D2D (Commercial/ Institutions/ BWGs) | SVPMC | <ul style="list-style-type: none"> Manpower to be equipped with mandatory PPEs (hand gloves & masks) rain gear (raincoat). Door-to-Door waste collection is mandatory every day. Use of appropriate equipment such as wheelbarrows and movable dustbins for collection. Commercial/institutions be handed over waste in a segregated manner during collection. Notified waste collection timings for commercial establishments: 08:00 p.m. to 11:00 p.m. in addition to morning collection from 06:00 a.m. to 09:00 a.m. |
| 5. | Transportation of segregated waste | SVPMC | <ul style="list-style-type: none"> Collection vehicles designed with separate compartments, with dedicated vehicles for wet waste. Vehicles are leakage-proof to prevent spillage and directly transport waste to designated processing facilities. |
| 6. | Waste processing/ treatment | SVPMC | <ul style="list-style-type: none"> Treatment facilities equipped with proper receiving stations. Treatment facilities mandatorily have roofs with side walls to prevent rainwater entry and ensure continuous operation. Sufficient carbon sources (e.g., shredded coconut peat, sawdust, dry leaves) and ensure the stock of catalyst/cultures available & used to accelerate organic decomposition of waste. <p>Processing of wet/ organic waste:</p> <p>Easily biodegradable waste (food waste, market waste such as fish, meat, vegetables, flowers, fruits, etc.) – These have a high potential for methane gas generation and are best suited for anaerobic digestion through bio-methanation/biogas technology in the long-term plan.</p> <ul style="list-style-type: none"> In the present scenario, anaerobic composting or aerobic composting can be adopted, with the addition of consortia developed by CIARI or other ICAR institutes. The staff involved in the treatment plant shall have adequate training from the ICAR KVK / Agriculture Department, for technical know-how for better compost making. <p>Dry organic / non-easily biodegradable waste (tree leaves, twigs, grass, branches, etc.) – These are slowly biodegradable, taking at least 90 days. Such waste should be shredded and mixed with consortia to accelerate composting.</p> |
| 7. | Processed by-products | SVPMC | <ul style="list-style-type: none"> Apply specific microbial consortia to enrich the nutrient value of extracted compost. |

| S. No. | Stage/Issue | Responsible Party | Probable Solutions |
|--------|--------------------|-------------------|--|
| | | | <ul style="list-style-type: none"> Recycle leachate/ vermi-wash back into the composting system to enhance compost quality, or utilize it as liquid fertilizer. Generated compost is distributed to farmers and other consumers, including parks, at notified rates. |
| 8. | Disposal mechanism | SVPMC | <p>Left-over waste requiring longer decomposition periods is recycled back into the subsequent decomposition cycle.</p> <ul style="list-style-type: none"> Non-biodegradable fractions should be segregated and managed through appropriate disposal methods. Residual organic waste should be recycled back into the composting process, with the addition of consortia/decomposers for complete degradation. |

5. Monitoring & Review:

This SOP will be reviewed periodically by the Executive Engineer (SWM), SVPMC at pre, during & post monsoon seasons or as deemed necessary based on operational performance, technological advancements, or changes in environmental regulations and submit written report with observations & remedial measures to Secretary, SVPMC to ensure compliance and effectiveness.

This has the approval of Competent Authority.



Superintending Engineer
Municipal Council

F. No.:34/2/2025-SWM-PBMC-PBMC_AN/249

Sri Vijaya Puram, dated 12.08.2025.

Copy for information & necessary action by:

- The Executive Engineer (E&M/ SWM), SVPMC.
- The Sanitary Officer, SVPMC.
- The Assistant Engineer (SWM), SVPMC.
- The Agriculture Officer, SVPMC.
- The Junior Engineers (SWM), SVPMC through AE, SWM.
- The Sr. Sanitary Inspectors & Sanitary Inspectors through SO, SVPMC.
- All the monitoring Junior Engineers of wet/ organic & dry waste processing facilities.
- The Swachhata Awareness Team/ IEC Team, for creating public & community awareness.
- The Organizer, SVPMC for wide publicity.

Copy also to:


- PA to Secretary, SVPMC for kind perusal of the Secretary, SVPMC.



Superintending Engineer
Municipal Council


नगर पालिका परिषद
Office of Municipal Council
श्री विजया पुरम
Sri Vijaya Puram


Compliance Report on Standard Operating Procedure (SOP) for Wet Waste Management During Extended Monsoon Period (4–6 Months)



| Activity | Status | Remarks |
|--|---|--|
| <p>Compliances at Waste generation - Sources (HH/ Comm./ Institutional & BWG)</p> | <ul style="list-style-type: none"> Households, commercial establishments, and institutions were provided with color-coded twin bins with awareness stickers to educate and inculcate the habit of waste segregation at source. SVPMC made it mandatory to maintain these bins with lids for the collection, storage & handover of waste to Safaimitras in a segregated manner. Bulk Waste Generators (BWGs) have been mandated to have their color-coded bins on their premises. Standpost twin bins with covered lids have been installed in public areas. Public awareness is being promoted through a dedicated Swachhata Awareness Team of SVPMC, as well as via radio, artistic wall paintings, and print and electronic media. |  |


| Activity | Status | Remarks |
|----------|--------|--|
| | |    <p>GPS M</p> |

| Activity | Status | Remarks |
|-------------------------------------|---|--|
| <p>Segregation at Source</p> | <ul style="list-style-type: none"> Public awareness on waste segregation practice is being done through a dedicated Swachhata Awareness Team of SVPMC, as well as via radio, artistic wall paintings, and print and electronic media. Color-coded biodegradable waste collection bags have been introduced to collect segregated waste according to the prescribed color code (Blue for dry waste, green for wet waste & Red for Sanitary & Hazardous waste), making the process easier for both Safaimitras and residents when handing over waste. |    |

| Activity | Status | Remarks |
|--|---|--|
| <p>Segregated waste Collection - D2D (Households)</p> | <ul style="list-style-type: none"> • Safaimitras of SVPMC collect segregated waste from the source as per the designated timings. • All Safaimitras have been directed to collect segregated waste from the source, which is monitored by the area supervisor and then by the Sanitary Inspector. • Personal protective gear is mandatory; manpower is deployed quarterly as per roster, and gloves and masks are compulsory for all workers. • Door-to-door collection is ensured every day. • Household collection is carried out using equipment such as wheelbarrows and movable dustbins. • SVPMC has notified commercial & institutions waste collection timings from 8:00 p.m. to 11:00 p.m., in addition to the morning collection from 6:00 a.m. to 9:00 a.m. • Collection vehicles have separate covered compartments. |  |


| Activity | Status | Remarks |
|---|--|--|
| <p>Transportation of segregated waste</p> | <ul style="list-style-type: none"> The collection vehicles have separate compartments, and dedicated vehicles are deployed for wet waste. The vehicles are covered to protect the waste from rain and transport it directly to the designated processing facilities. |  |

| Activity | Status | Remarks |
|--|--|--|
| | |  |
| <p>Processing/ Treatment of waste.</p> | <p>Dry waste:</p> <ul style="list-style-type: none"> In absence of a recycling/ disposal facility in ANI, SVPMC has outsourced the operation & management of 18 Nos. of Dry Resource Centres (DRCs) to the 14 Nos. of private agencies (to bale/ compact the waste and send it to the End disposal units situated at mainland). The operators/ agencies selected through EoI process, under Rule 15 (r) of SWM Rules, 2016 which allows transport of non-bio-degradable waste to the respective processing facility or material recovery facilities or secondary storage facility. SVPMC receives per kilogram rate for each type of dry waste as a revenue from the vendors. All 14 DRC operators are sending their waste baled materials to Mainland through 04 major plyers/ vendors, who are having the tie-up with the processing facilities duly authorized with respective SPCB/ PCCs. <p>For Wet waste:</p> <ul style="list-style-type: none"> SVPMC operates 11Nos. of wet waste processing facilities for a total capacity of 32.5 TPD, at different locations. |  |

| Activity | Status | Remarks |
|----------|--|--|
| | <ul style="list-style-type: none"> All the plants are operated by SVPMC through its own man-power, machineries & infrastructure. Rainy Season Measures: all the wet waste is collected from households, business establishments etc., and transported to composting facilities in covered vehicles. All composting facilities are covered under sheds, to prevent from rain disruption. Increased level of moisture/ humidity prolongs the duration of composting which is adjusted by addition of carbon materials like, shredded coconut peat, sawdust, dry leaves, and compost accelerators, such as microbial inoculums or microbial consortia, are added to organic waste to speed up decomposition and improve the quality of the final compost. |  <p>The 'Remarks' column contains four black and white photographs. The top-left photo shows an outdoor area with a large shed structure and a fenced-in area. The top-right photo shows an indoor composting facility with numerous large piles of organic waste. The bottom-left photo shows an outdoor view of a shed with a sign on the wall. The bottom-right photo shows a close-up of a shed entrance with a camera overlay that reads: 'DPS Map Camera', 'Sri Vijaya Puram, Andaman And Nicobar Islands, India', '26°27'46S, Sri Vijaya Puram, Andaman And Nicobar Islands', '92°41'03, India', 'Lat: 11.614471 Long: 92.687667', and '© 2017 Google'.</p> |

| Activity | Status | Remarks |
|------------------------------|---|---------|
| <p>Processed by-products</p> | <ul style="list-style-type: none"> • Out of the daily raw compost of 2-3 TPD, the leftover waste after sieving (usually 20% of generated compost), which requires longer decomposition periods, is recycled back into the subsequent decomposition cycle. So effectively, ready compost generation per day is avg. 2 tonnes. • Compost rates have been notified for different category of consumers viz., General Public, bulk consumers & farmers. | |

| Activity | Status | Remarks |
|----------|--------|---|
| | |  <p>Feb 14, 2025 10:1</p> <p>Sri Vijay Andaman and Nicoba Altitud Speed Index num</p> |

| Activity | Status | Remarks |
|-----------------|--|--|
| <p>Disposal</p> | <p>Dry waste:</p> <ul style="list-style-type: none"> The recyclables & non recyclables dry waste is baled materials being sending to Mainland through 04 major plyers/ vendors, who are having the tie-up with the processing facilities duly authorized with respective SPCB/ PCCs. <p>Wet wate:</p> <ul style="list-style-type: none"> Out of the daily raw compost of 2-3 TPD, the leftover waste after sieving (usually 20% of generated compost), which requires longer decomposition periods, is recycled back into the subsequent decomposition cycle. So effectively, ready compost generation per day is avg. 2 tonnes. |  |

Executive Engineer (SWM)
Municipal Council

Details of Households managing their wet waste either through Home composting/ biogas generation or any other means within the jurisdiction of Sri Vijaya Puram Municipal area- As per the Inspection report of Ward Sanitary Inspectors

| Ward No. | Ward Population | Ward Area (Sq.km.) | Ward's Residential Households (HHs) Nos. | HHs practicing Home Composting (HC) Nos. | Qty. of waste managed (kgs.) |
|----------|-----------------|--------------------|--|--|------------------------------|
| 1 | 7384 | 0.59 | 1942 | 22 | 17.16 |
| 2 | 6745 | 0.65 | 2033 | 22 | 17.16 |
| 3 | 7356 | 0.75 | 1953 | 20 | 15.6 |
| 4 | 5635 | 0.64 | 2200 | 27 | 21.06 |
| 5 | 7939 | 1.07 | 2026 | 9 | 7.02 |
| 6 | 7590 | 0.72 | 1914 | 1 | 0.78 |
| 7 | 6816 | 0.37 | 2011 | 17 | 13.26 |
| 8 | 3917 | 1.21 | 1214 | 14 | 10.92 |
| 9 | 6195 | 0.75 | 2112 | 20 | 15.6 |
| 10 | 4905 | 1.31 | 1845 | 16 | 12.48 |
| 11 | 6175 | 0.53 | 1984 | 12 | 9.36 |
| 12 | 6467 | 2.27 | 2159 | 25 | 19.5 |
| 13 | 5891 | 0.72 | 1827 | 7 | 5.46 |
| 14 | 6247 | 0.2 | 1883 | 15 | 11.7 |
| 15 | 6688 | 0.65 | 1802 | 25 | 19.5 |
| 16 | 5544 | 1.33 | 1499 | 17 | 13.26 |
| 17 | 9198 | 4.11 | 3055 | 10 | 7.8 |
| 18 | 8023 | 3.53 | 2692 | 9 | 7.02 |
| 19 | 7763 | 1.79 | 2359 | 10 | 7.8 |
| 20 | 7857 | 1.59 | 2069 | 5 | 3.9 |
| 21 | 5410 | 3.14 | 1358 | 29 | 22.62 |
| 22 | 2762 | 7.98 | 611 | 30 | 23.4 |
| 23 | 8359 | 3.97 | 2696 | 11 | 8.58 |
| 24 | 8400 | 1.37 | 2727 | 22 | 17.16 |
| | | | 47971 | 395 | 308.1 |



Sanitary Officer
Municipal Council

**ACTION TAKEN REPORT CUM STATUS REPORT IN-COMPLIANCE OF ORDER DATED 26.09.2025 PASSED BY THE HON'BLE
NATIONAL GREEN TRIBUNAL**

(REPORTING FORMATS)

Table Status of Solid Waste Management in Inhabited Islands of Andaman & Nicobar Islands (District-wise)

| Sl No. | District | Name of the Inhabited Islands | Population (Census 2011) | House holds | Controlling Department | Solid Waste Generation * (in TPD) | Waste Processed/ Sent to MRFs for baling/ mainland transportation (in TPD) | Gap in processing | Existing treatment/ Processing units | Action Plan to bridge gap | Time line for completion |
|--------|----------------|-------------------------------|--------------------------|-------------------------|--|-----------------------------------|--|--|---|--|--------------------------|
| 1 (a) | South Andaman | South Andaman Island (Urban) | 108058 | 46,456 | Sri Vijaya Puram Municipal Council (SVPMC) | 71.36 | 55.70 | 15.65 | Dry waste Mgt. - 18 MRFs for Dry Waste Management, & Wet waste Mgt. - 11 Wet waste processing facilities. | 30TPD Integrated Wet & Dry waste management facility being created. | April, 2026 |
| 1 (b) | | South Andaman Island (Rural) | 101539 | 26,932 | Rural Area (RD&P) | 2.5 | 1.7 | 0.8 | Collected waste sent to 07 SWM Clusters | All non-functional baling units (04 Nos.) are under repair and will be made operational by April 2026, enabling full utilisation of the existing 13 TPD processing capacity. | April, 2026 |
| 2 | | Little Andaman Islands | 18823 | 5,093 | Rural Area (RD&P) | 1.7 | 1.55 | 0.15 | Collected waste sent to 02 SWM Clusters | | |
| 3 | | Swaraj Dweep(HL) Island | 6315 | 735 | Rural Area (RD&P) | 0.2 | 0.17 | 0.03 | Collected waste sent to 01 SWM Clusters | | |
| 4 | | Shaheed Dweep(Neil) Island | 3040 | 1,641 | Rural Area (RD&P) | 0.6 | 0.55 | 0.05 | Collected waste sent to 01 SWM Clusters | | |
| 5 | | Rutland Island | 347 | 102 | Forest Protected Island | 0.053 | 0.053 | 0 | Collected waste sent to nearest & shared SWM Cluster of RD&P, as per SOP | - | - |
| 6 | | Flat Bay Island | 5 | 3 | Forest Protected Island | 0.001 | 0.001 | 0 | Collected waste sent to nearest & shared SWM Cluster. | - | - |
| 7 | N&M Andaman | Middle Andaman Island | 55637 | 13,823 | Rural Area (RD&P) | 2.4 | 2.25 | 0.15 | Collected waste sent to 07 SWM Clusters | All non-functional baling units (04 Nos.) are under repair and will be made operational by April 2026, enabling full utilisation of the existing 13 TPD processing capacity. | April, 2026 |
| 8 | | North Andaman Island | 42541 | 10,533 | Rural Area (RD&P) | 2.2 | 1.95 | 0.25 | Collected waste sent to 05 SWM Clusters | | |
| 9 | | Baratang Island | 5686 | 1,328 | Rural Area (RD&P) | 0.3 | 0.25 | 0.05 | Collected waste sent to 01 SWM Clusters | | |
| 10 | | Long Island | 1032 | 325 | Rural Area (RD&P) | 0.1 | 0.08 | 0.02 | Collected waste sent to 01 SWM Clusters | | |
| 11 | | Smith Island | 600 | 96 | Forest Protected Island | 0.090 | 0.090 | 0 | Collected waste sent to nearest & shared SWM Cluster of RD&P, as per SOP | - | - |
| 12 | | Strait Island | 39 | 12 | Forest Protected Island | 0.006 | 0.006 | 0 | Collected waste sent to nearest & shared SWM Cluster of RD&P, as per SOP | - | - |
| 13 | | East Island | 16 | 4 | Police+Forest Protected Island | 0.003 | 0.003 | 0 | Collected waste sent to nearest & shared SWM Cluster of RD&P, as per SOP | - | - |
| 14 | | Narcondam Island | 16 | 4 | Police+Forest Protected Island | 0.003 | 0.003 | 0 | Collected waste sent to nearest & shared SWM Cluster of RD&P, as per SOP | - | - |
| 15 | | Interview Island | 15 | 3 | Police+Forest Protected Island | 0.003 | 0.003 | 0 | Collected waste sent to nearest & shared SWM Cluster of RD&P, as per SOP | - | - |
| 16 | | Land Fall Island | 6 | 2 | Police+Forest Protected Island | 0.001 | 0.001 | 0 | Collected waste sent to nearest & shared SWM Cluster of RD&P, as per SOP | - | - |
| 17 | | North Passage Island | 3 | 1 | Forest Protected Island | 0.001 | 0.001 | 0 | Collected waste sent to nearest & shared SWM Cluster of RD&P, as per SOP | - | - |
| 18 | | Curlew Island | 2 | 1 | Forest Protected Island | 0.001 | 0.001 | 0 | Collected waste sent to nearest & shared SWM Cluster of RD&P, as per SOP | - | - |
| 19 | Stewart Island | 2 | 1 | Forest Protected Island | 0.001 | 0.001 | 0 | Collected waste sent to nearest & shared | - | - | |

| Sl No. | District | Name of the Inhabited Islands | Population (Census 2011) | House holds | Controlling Department | Solid Waste Generation * (in TPD) | Waste Processed/ Sent to MRFs for baling/ mainland transportation (in TPD) | Gap in processing | Existing treatment/ Processing units | Action Plan to bridge gap | Time line for completion |
|--------|-----------------|------------------------------------|--------------------------|--------------------------|--------------------------------|-----------------------------------|--|--|--|---------------------------|--------------------------|
| | | | | | | | | | SWM Cluster of RD&P, as per SOP | | |
| 20 | | Aves Island | 2 | 1 | Forest Protected Island | 0.001 | 0.001 | 0 | Collected waste sent to nearest & shared SWM Cluster of RD&P, as per SOP | | - |
| 21 (a) | Nicobar | Great Nicobar Island (Campbel bay) | 8069 | 2180 | Rural Area (RD&P) | 0.8 | 0.7 | 0 | Collected waste sent to 01 Cluster (Vijay Nagar) | - | - |
| 21 (b) | | Great Nicobar Island (Campbel bay) | | 139 | Tribal Area (TD)/ (ITDP) | 0.03 | 0.03 | 0 | Collected waste sent to 01 Cluster (Vijay Nagar) | | - |
| 22 | | Car Nicobar Island | 17841 | 3874 | Tribal Area (TD)/ (ITDP) | 0.6 | 0.6 | 0 | Collected waste sent to 01 Cluster (Sawai Village) | | |
| 23 | | Kamorta Island | 3688 | 912 | Tribal Area (TD)/ (ITDP) | 0.08 | 0.08 | 0 | Collected waste sent to 01 Cluster (Kamorta Village) | | - |
| 24 | | Katchal Island | 2685 | 654 | Tribal Area (TD)/ (ITDP) | 0.03 | 0.03 | 0 | Collected waste sent to nearest & shared SWM Cluster of ITDP, as per SOP | | - |
| 25 | | Teressa Island | 1934 | 482 | Tribal Area (TD)/ (ITDP) | 0.06 | 0.06 | 0 | Collected waste sent to nearest & shared SWM Cluster of ITDP, as per SOP | | - |
| 26 | | Chowra Island | 1270 | 298 | Tribal Area (TD)/ (ITDP) | 0.04 | 0.04 | 0 | Collected waste sent to nearest & shared SWM Cluster of ITDP, as per SOP | | - |
| 27 | | Nancowry Island | 1019 | 241 | Tribal Area (TD)/ (ITDP) | 0.04 | 0.04 | 0 | Collected waste sent to nearest & shared SWM Cluster of ITDP, as per SOP | | - |
| 28 | | Little Nicobar Island | 278 | 64 | Tribal Area (TD)/ (ITDP) | 0.01 | 0.01 | 0 | Collected waste sent to nearest & shared SWM Cluster of ITDP, as per SOP | | - |
| 29 | | Tillang Chong Island | 38 | 9 | Police+Forest Protected Island | 0.006 | 0.006 | 0 | Collected waste sent to nearest & shared SWM Cluster of ITDP, as per SOP | | - |
| 30 | Pulomilo Island | 20 | 5 | Tribal Area (TD)/ (ITDP) | 0.003 | 0.003 | 0 | Collected waste sent to nearest & shared SWM Cluster of ITDP, as per SOP | - | - | |
| | | Total | | | | 84.42 | 65.26 | 17.15 | | | |

Table Status of Sewage Management including Generation, Treatment and Gap Analysis in Inhabited Islands of A&N Islands

| SI No. | District | Name of the Inhabited Islands | Population | Households having septic tanks connection with soak pit | Controlling Department | Sewage Generation* | | | Sewage Treatment (Existing system)* | | | Sewage Treatment Gap* | | | Action plan to address Gap |
|--------|---------------|-------------------------------|------------|---|--|--------------------|------------------|------------------------|-------------------------------------|------------------|---------------------|-----------------------|------------------|-----------------|---|
| | | | | | | Black water (MLD) | Grey water (MLD) | Total Generation (MLD) | Black water (MLD) | Grey water (MLD) | Total Treated (MLD) | Black water (MLD) | Grey water (MLD) | Total Gap (MLD) | |
| 1 (a) | South Andaman | South Andaman Island (Urban) | 108058 | 46,456 | Sri Vijaya Puram Municipal Council (SVPMC) | 7.780 | 15.820 | 23.600 | 7.780 | 2.303 | 10.083 | 0.000 | 13.517 | 13.517 | <ul style="list-style-type: none"> Preliminary estimates have been prepared for 04 decentralized STPs (3.35 MLD) under the Smart City Mission. Simultaneously, SVPMC has initiated pilot in-situ drain remediation using planted bed phytoremediation to reduce organic load. |
| 1 (b) | | South Andaman Island (Rural) | 101539 | 26,932 | Rural Area (RD&P) | 1.6 | 0.9 | 2.5 | 1.6 | 0.9 | 2.5 | 0 | 0 | 0 | The tender for 04 FSTP plants and work expected to commence by April 2026. |
| 2 | | Little Andaman Islands | 18823 | 5,093 | Rural Area (RD&P) | 0.3 | 0.25 | 0.55 | 0.3 | 0.25 | 0.55 | 0 | 0 | 0 | |
| 3 | | Swaraj Dweep(HL) Island | 6315 | 735 | Rural Area (RD&P) | 0.15 | 0.1 | 0.25 | 0.15 | 0.1 | 0.25 | 0 | 0 | 0 | |
| 4 | | Shaheed Dweep(Neil) Island | 3040 | 1,641 | Rural Area (RD&P) | 0.1 | 0.05 | 0.15 | 0.1 | 0.05 | 0.15 | 0 | 0 | 0 | |
| 5 | | Rutland Island | 347 | 102 | Forest Protected Island | 0.016 | 0.022 | 0.038 | 0.016 | 0.022 | 0.038 | 0 | 0 | 0 | |
| 6 | | Flat Bay Island | 5 | 3 | Forest Protected Island | 0.001 | 0.000 | 0.001 | 0.001 | 0.000 | 0.001 | 0 | 0 | 0 | |
| 7 | N&M Andaman | Middle Andaman Island | 55637 | 13,823 | Rural Area (RD&P) | 0.8 | 0.55 | 1.35 | 0.8 | 0.55 | 1.35 | 0 | 0 | 0 | The tender for 04 FSTP plants and work expected to commence by April 2026. |
| 8 | | North Andaman Island | 42541 | 10,533 | Rural Area (RD&P) | 0.75 | 0.5 | 1.25 | 0.75 | 0.5 | 1.25 | 0 | 0 | 0 | |
| 9 | | Baratang Island | 5686 | 1,328 | Rural Area (RD&P) | 0.25 | 0.2 | 0.45 | 0.25 | 0.2 | 0.45 | 0 | 0 | 0 | |
| 10 | | Long Island | 1032 | 325 | Rural Area (RD&P) | 0.07 | 0.05 | 0.12 | 0.07 | 0.05 | 0.12 | 0 | 0 | 0 | |
| 11 | | Smith Island | 600 | 96 | Forest Protected Island | 0.027 | 0.038 | 0.065 | 0.027 | 0.038 | 0.065 | 0 | 0 | 0 | |
| 12 | | Strait Island | 39 | 12 | Forest Protected Island | 0.002 | 0.003 | 0.005 | 0.002 | 0.003 | 0.005 | 0 | 0 | 0 | |
| 13 | | East Island | 16 | 4 | Police+Forest Protected Island | 0.00072 | 0.00101 | 0.00173 | 0.001 | 0.00101 | 0.00173 | 0 | 0 | 0 | |

4411

| SI No. | District | Name of the Inhabited Islands | Population | Households having septic tanks connection with soak pit | Controlling Department | Sewage Generation* | | | Sewage Treatment (Existing system)* | | | Sewage Treatment Gap* | | | Action plan to address Gap |
|--------|----------|-------------------------------|------------|---|--------------------------------|--------------------|------------------|------------------------|-------------------------------------|------------------|---------------------|-----------------------|------------------|-----------------|----------------------------|
| | | | | | | Black water (MLD) | Grey water (MLD) | Total Generation (MLD) | Black water (MLD) | Grey water (MLD) | Total Treated (MLD) | Black water (MLD) | Grey water (MLD) | Total Gap (MLD) | |
| 14 | | Narcondam Island | 16 | 4 | Police+Forest Protected Island | 0.00072 | 0.00101 | 0.00173 | 0.001 | 0.00101 | 0.00173 | 0 | 0 | 0 | |
| 15 | | Interview Island | 15 | 3 | Police+Forest Protected Island | 0.00068 | 0.00094 | 0.00162 | 0.001 | 0.00094 | 0.00162 | 0 | 0 | 0 | |
| 16 | | Land Fall Island | 6 | 2 | Police+Forest Protected Island | 0.00027 | 0.00038 | 0.00065 | 0.000 | 0.00038 | 0.00065 | 0 | 0 | 0 | |
| 17 | | North Passage Island | 3 | 1 | Forest Protected Island | 0.00014 | 0.00019 | 0.00033 | 0.000 | 0.00019 | 0.00033 | 0 | 0 | 0 | |
| 18 | | Curlew Island | 2 | 1 | Forest Protected Island | 0.00009 | 0.00013 | 0.00022 | 0.000 | 0.00013 | 0.00022 | 0 | 0 | 0 | |
| 19 | | Stewart Island | 2 | 1 | Forest Protected Island | 0.00009 | 0.00013 | 0.00022 | 0.000 | 0.00013 | 0.00022 | 0 | 0 | 0 | |
| 20 | | Aves Island | 2 | 1 | Forest Protected Island | 0.00009 | 0.00013 | 0.00022 | 0.000 | 0.00013 | 0.00022 | 0 | 0 | 0 | |
| 21 | | Car Nicobar Island | 17841 | 3874 | Tribal Area (TD) | 0.803 | 1.124 | 1.927 | 0.803 | 1.124 | 1.927 | 0 | 0 | 0 | |
| 22 | | Great Nicobar Island | 8069 | 2180 | Tribal & Rural / (RD&P) | 0.6 | 0.43 | 1.03 | 0.6 | 0.43 | 1.03 | 0 | 0 | 0 | |
| 23 | | Kamorta Island | 3688 | 912 | Tribal Area (TD) | 0.166 | 0.233 | 0.399 | 0.166 | 0.233 | 0.399 | 0 | 0 | 0 | |
| 24 | | Katchal Island | 2685 | 654 | Tribal Area (TD) | 0.121 | 0.169 | 0.29 | 0.121 | 0.169 | 0.29 | 0 | 0 | 0 | |
| 25 | | Teressa Island | 1934 | 482 | Tribal Area (TD) | 0.088 | 0.121 | 0.209 | 0.088 | 0.121 | 0.209 | 0 | 0 | 0 | |
| 26 | | Chowra Island | 1270 | 298 | Tribal Area (TD) | 0.058 | 0.080 | 0.138 | 0.058 | 0.080 | 0.138 | 0 | 0 | 0 | |
| 27 | | Nancowry Island | 1019 | 241 | Tribal Area (TD) | 0.046 | 0.065 | 0.111 | 0.046 | 0.065 | 0.111 | 0 | 0 | 0 | |
| 28 | | Little Nicobar Island | 278 | 64 | Tribal Area (TD) | 0.013 | 0.018 | 0.031 | 0.013 | 0.018 | 0.031 | 0 | 0 | 0 | |
| 29 | | Tillang Chong Island | 38 | 9 | Police+Forest Protected Island | 0.00171 | 0.00240 | 0.00411 | 0.002 | 0.00240 | 0.00411 | 0 | 0 | 0 | |
| 30 | | Pulomilo Island | 20 | 5 | Tribal Area (TD) | 0.00090 | 0.00126 | 0.00216 | 0.001 | 0.00126 | 0.00216 | 0 | 0 | 0 | |
| | | Total | | | | 13.51 | 23.24 | 36.75 | 13.51 | 9.72 | 23.23 | 0 | 13.52 | 13.52 | |

Table Status of Solid Waste Management Practices including Collection, Segregation, Processing and Transportation in Inhabited Islands of A&N Islands

| SI No. | District | Name of the Inhabited Islands | Population | Controlling Department | No. of Households | Household Collection Method (Daily/ Weekly/ Any others), % | Segregation (Y/N) | Processing/ Sent to MRF/ DRC/ Clusters | Method & Quantity Transport (Details, TPD) |
|--------|----------------------|-------------------------------|-------------------------|--|-------------------|---|---|---|---|
| 1 (a) | South Andaman | South Andaman Island (Urban) | 108058 | Sri Vijaya Puram Municipal Council (SVPMC) | 46,456 | Daily, Door to door collection, 100% | 02-stream segregation (wet & dry with separate collection of hazardous & sanitary waste) at the household level, followed by further segregation at MRF/DRC facilities. | Organic waste in-house processed, Dry & other waste sent to DRC | Through authorized vendors, DRCs are operated for baling and transporting waste to authorized recycling facilities on the mainland. |
| 1 (b) | | South Andaman Island (Rural) | 101539 | Rural Area (RD&P) | 26,932 | Daily, Door to door collection, 100% | Yes, Waste other than wet wastes are collected | Dry & other waste sent to SWM Clusters | Authorized vendors are engaged for collection from SWM clusters and transportation to authorized recycling facilities on the mainland. |
| 2 | | Little Andaman Islands | 18823 | Rural Area (RD&P) | 5,093 | | | | |
| 3 | | Swaraj Dweep(HL) Island | 6315 | Rural Area (RD&P) | 735 | | | | |
| 4 | | Shaheed Dweep(Neil) Island | 3040 | Rural Area (RD&P) | 1,641 | | | | |
| 5 | | Rutland Island | 347 | Forest Protected Island | 102 | Waste is collected and deposited at outposts daily as per SOP, achieving 100% compliance. | Yes, Waste other than wet wastes are collected | Dry waste channelised to nearest shared SWM Cluster | Responsibilities of individuals have been defined under SOPs/special orders to segregate dry waste and transport it to designated Forest/Police outposts for onward transfer to the nearest shared SWM cluster. |
| 6 | Flat Bay Island | 5 | Forest Protected Island | 3 | | | | | |
| 7 | N&M Andaman | Middle Andaman Island | 55637 | Rural Area (RD&P) | 13,823 | Daily, Door to door collection, 100% | Yes, Waste other than wet wastes are collected | Dry & other waste sent to SWM Clusters | Authorized vendors are engaged for collection from SWM clusters and transportation to authorized recycling facilities on the mainland. |
| 8 | | North Andaman Island | 42541 | Rural Area (RD&P) | 10,533 | | | | |
| 9 | | Baratang Island | 5686 | Rural Area (RD&P) | 1,328 | | | | |
| 10 | | Long Island | 1032 | Rural Area (RD&P) | 325 | | | | |
| 11 | | Smith Island | 600 | Forest Protected Island | 96 | Waste is collected and deposited at outposts daily as per SOP, achieving 100% compliance. | Yes, Waste other than wet wastes are collected | Dry waste channelised to nearest shared SWM Cluster | Responsibilities of individuals have been defined under SOPs/special orders to segregate dry waste and transport it to designated Forest/Police outposts for onward transfer to the nearest shared SWM cluster. |
| 12 | | Strait Island | 39 | Forest Protected Island | 12 | | | | |
| 13 | | East Island | 16 | Police+Forest Protected Island | 4 | | | | |
| 14 | | Narcondam Island | 16 | Police+Forest Protected Island | 4 | | | | |
| 15 | | Interview Island | 15 | Police+Forest Protected Island | 3 | | | | |
| 16 | | Land Fall Island | 6 | Police+Forest Protected Island | 2 | | | | |
| 17 | North Passage Island | 3 | Forest Protected Island | 1 | | | | | |
| 18 | Curlew Island | 2 | Forest Protected Island | 1 | | | | | |
| 19 | Stewart Island | 2 | Forest Protected | 1 | | | | | |

| SI No. | District | Name of the Inhabited Islands | Population | Controlling Department | No. of Households | Household Collection Method (Daily/ Weekly/ Any others), % | Segregation (Y/N) | Processing/ Sent to MRF/ DRC/ Clusters | Method & Quantity Transport (Details, TPD) |
|--------|-----------------|-------------------------------|------------------|--------------------------------|--------------------------------------|--|---|--|--|
| | | | | Island | | | | | |
| 20 | | Aves Island | 2 | Forest Protected Island | 1 | | | | |
| 21 | Nicobars | Car Nicobar Island | 17841 | Tribal Area (TD) | 3874 | Daily, Door to door collection, 100% | Yes, Waste other than wet wastes are collected | Dry waste channelised to nearest SWM Cluster | Authorized vendors are engaged for collection from SWM clusters and transportation to authorized recycling facilities on the mainland. |
| 22 | | Great Nicobar Island | 8069 | Tribal & Rural / (RD&P) | 2041 | | | | |
| 23 | | Kamorta Island | 3688 | Tribal Area (TD) | 912 | | | | |
| 24 | | Katchal Island | 2685 | Tribal Area (TD) | 654 | | | | |
| 25 | | Teressa Island | 1934 | Tribal Area (TD) | 482 | | | | |
| 26 | | Choura Island | 1270 | Tribal Area (TD) | 298 | | | | |
| 27 | | Nancowry Island | 1019 | Tribal Area (TD) | 241 | | | | |
| 28 | | Little Nicobar Island | 278 | Tribal Area (TD) | 64 | | | | |
| 29 | | Tillang Chong Island | 38 | Police+Forest Protected Island | 9 | | | | |
| 30 | Pulomilo Island | 20 | Tribal Area (TD) | 5 | Daily, Door to door collection, 100% | | | | |

Table Status of Solid Waste Processing Infrastructure and Baling Units in Inhabited Islands of A&N Islands

| District | Name of the Inhabited Islands | Population | Controlling Department | Existing treatment/ Processing units | No. of baling facilities | No of Operational baling units | No of baling units non-functional | Action Taken status | Timeline |
|---------------|-------------------------------|-------------------------|--|--------------------------------------|--------------------------|--------------------------------|-----------------------------------|---|-------------|
| South Andaman | South Andaman Island (Urban) | 108058 | Sri Vijaya Puram Municipal Council (SVPMC) | 18 MRFs for Dry Waste Management | 14 | 14 | 0 | All functional | - |
| | South Andaman Island (Rural) | 101539 | Rural Area (RD&P) | 06 SWM Clusters | 6 | 4 | 2 | Rectification initiated, under process. | April, 2026 |
| | Little Andaman Islands | 18823 | Rural Area (RD&P) | 02 SWM Clusters | 2 | 1 | 1 | | |
| | Swaraj Dweep(HL) Island | 6315 | Rural Area (RD&P) | 01 SWM Clusters | 1 | 0 | 1 | Additional 01 machine will be installed | April, 2026 |
| | Shaheed Dweep(Neil) Island | 3040 | Rural Area (RD&P) | 01 SWM Clusters | 1 | 1 | 0 | All functional | |
| | Rutland Island | 347 | Forest Protected Island | Shared Cluster | - | - | - | - | - |
| | Flat Bay Island | 5 | Forest Protected Island | Shared Cluster | - | - | - | - | - |
| N&M Andaman | Middle Andaman Island | 55637 | Rural Area (RD&P) | 05 SWM Clusters | 5 | 5 | 0 | All functional | - |
| | North Andaman Island | 42541 | Rural Area (RD&P) | 05 SWM Clusters | 8 | 8 | 0 | All functional | - |
| | Baratang Island | 5686 | Rural Area (RD&P) | 01 SWM Clusters | 1 | 1 | 0 | All functional | - |
| | Long Island | 1032 | Rural Area (RD&P) | 01 SWM Clusters | 1 | 1 | 0 | All functional | - |
| | Smith Island | 600 | Forest Protected Island | Shared Cluster | - | - | - | - | - |
| | Strait Island | 39 | Forest Protected Island | Shared Cluster | - | - | - | - | - |
| | East Island | 16 | Police+Forest Protected Island | Shared Cluster | - | - | - | - | - |
| | Narcondam Island | 16 | Police+Forest Protected Island | Shared Cluster | - | - | - | - | - |
| | Interview Island | 15 | Police+Forest Protected Island | Shared Cluster | - | - | - | - | - |
| | Land Fall Island | 6 | Police+Forest Protected Island | Shared Cluster | - | - | - | - | - |
| | North Passage Island | 3 | Forest Protected Island | Shared Cluster | - | - | - | - | - |
| | Curlew Island | 2 | Forest Protected Island | Shared Cluster | - | - | - | - | - |
| | Stewart Island | 2 | Forest Protected Island | Shared Cluster | - | - | - | - | - |
| Aves Island | 2 | Forest Protected Island | Shared Cluster | - | - | - | - | - | |
| Nicobars | Car Nicobar Island | 17841 | Tribal Area (TD) | 01 Cluster | 1 | 1 | 0 | - | - |
| | Great Nicobar Island (CBB) | 8069 | Tribal & Rural / (RD&P) | 01 Cluster | 1 | 1 | 0 | - | - |
| | Kamorta Island | 3688 | Tribal Area (TD) | 01 Cluster | 1 | 1 | 0 | - | - |
| | Katchal Island | 2685 | Tribal Area (TD) | Shared Cluster | - | - | - | - | - |
| | Teressa Island | 1934 | Tribal Area (TD) | Shared Cluster | - | - | - | - | - |
| | Choura Island | 1270 | Tribal Area (TD) | Shared Cluster | - | - | - | - | - |
| | Nancowry Island | 1019 | Tribal Area (TD) | Shared Cluster | - | - | - | - | - |
| | Little Nicobar Island | 278 | Tribal Area (TD) | Shared Cluster | - | - | - | - | - |
| | Tillang Chong Island | 38 | Police+Forest Protected Island | Shared Cluster | - | - | - | - | - |
| | Pulomilo Island | 20 | Tribal Area (TD) | Shared Cluster | - | - | - | - | - |
| | Total | | | | 42 | 38 | 4 | | |

Table Details of SVPMC Drains with their final confluence/ outfall/ termination point

| Drain Code | Drain Name | Peak Flow (MLD) | Lean Flow (MLD) | Avg. Daily Flow (MLD) | Final Termination |
|-------------------|--|------------------------|------------------------|------------------------------|--|
| T1-1 | Haddo Jetty Road Drain | 0.991 | 0.455 | 0.517 | Coastal outfall (Haddo waterfront) |
| T1-2 | Seashore Road Drain | 1.445 | 1.382 | 1.113 | Sea outfall |
| T1-5 | LIC Office Frontside Drain | 6.432 | 4.512 | 4.132 | Coastal/harbour edge |
| T1-8 | Dignabad Drain | 0.249 | 0.132 | 0.139 | Coastal discharge |
| T1-9 | Kalyan Mandapam Drain | 1.616 | 1.513 | 1.228 | Creek/coastal outfall |
| T1-13 | Burning Ghat Drain | 1.1 | 0.904 | 0.774 | Sea outfall |
| T3-12 | Telugu Basti Drain | 1.331 | 0.968 | 0.872 | Coastal discharge |
| T2-3 | Kali Mandir Drain | 0.225 | 0.164 | 0.148 | Local drain → coastal outfall |
| T2-4 | Dry Drain | - | - | - | No discharge (dry) |
| T2-13 | Garcharama School Drain | 1.106 | 0.985 | 0.816 | Creek/outfall |
| T2-8 | Hollow Block via Karan Trading Drain | 2.808 | 1.745 | 1.692 | Coastal discharge |
| T2-9 | Jail Complex Pathrapur Drain | 0.855 | 0.51 | 0.505 | Low-lying coastal zone |
| T2-11 | Co-operative Colony to Mahindra Showroom Drain | 0.864 | 0.726 | 0.615 | Sea outfall |
| T3-1 | Corbyn's Cove Drain | 9.176 | 6.034 | 5.694 | Direct coastal discharge (Corbyn's Cove) |
| T3-2 | Junglighthat Road / Vijay Baugh Drain | 2.497 | 1.046 | 1.251 | Coastal outfall |
| T3-6 | RK Mission Drain | 1.935 | 0.985 | 1.057 | Sea/creek interface |
| T3-8 | Mazar Pahad Drain | 0.89 | 0.467 | 0.493 | Coastal discharge |
| T3-11 | Uma Bakery Drain | 1.452 | 0.441 | 0.644 | Sea outfall |
| T3-5 | Fisherman Colony Drain | 0.795 | 0.432 | 0.448 | Coastal discharge |

The Andaman & Nicobar Administration has undertaken the following time-bound and coordinated actions to ensure compliance with the Solid Waste Management Rules, 2016 and directions of the Hon'ble Tribunal:

| Date | Purpose | Subject |
|-------------------|--|--|
| 03.11.2025 | NGT Order recieved | Compliance directions issued |
| 28-01-2026 | Meeting minutes | 1st review meeting by Commissioner (RD&P,UD and SVPMC) |
| 26.02.2025 | Gmail Communication | Google Sheet link has beencreated and shared for uploading the required data by the concerned departments |
| 03.03.2026 | 3rd Review Meeting | Progress review & directions |
| 07.03.2026 | Chief Secretary Meeting | SOP preparation direction |
| 09-03-2026 | DC Nicobar | Request for submission of data for compilation and preparation of the affidavit for OA606/2018 |
| 10-03-2026 | SOP to all concerned department | Seeking comments/inputs on the draft SOP for Solid Waste Management in remoteinhabited islands |
| 17-03-2026 | Submission of Compliance Report on Hon'ble Supreme Court Directions regarding SolidWaste Management Rules in Case No. 6174 of 2023 | Requisite details in the Google Sheet provided, along with a copy of the signedreport, and submit the same by 18.03.2026 for onward submission to the Ministry of Environment, Forest and ClimateChange (MoEF&CC). |
| 16.03.2026 | SC Compliance Meeting | Discussion on SC order |
| 18.03.2026 | Deadline | Submission to MoEF&CC |
| 19.03.2026 | Review Meeting | Final compliance review |

नगर पालिका परिषद
Office of Municipal Council
श्री विजया पुरम
Sri Vijaya Puram

PBMC/5/2/2019/SE/349

STANDARD OPERATING PROCEDURE (SOP)

For Wet Waste Processing from Collection to Processing during Monsoon (4-6 Months)

1. Introduction:

This Standard Operating Procedure (SOP) establishes the protocols for the comprehensive management of wet waste within the jurisdiction of the Sri Vijaya Puram Municipal Council (SVPVC), Andaman & Nicobar (A&N) Islands. It specifically addresses the unique and significant challenges encountered during the monsoon season. The scope of this SOP encompasses all stages of the wet waste management lifecycle: generation (from households, commercial establishments, and institutions), meticulous source segregation, systematic collection, efficient transportation, necessary pre-processing, appropriate processing and/or treatment, and sale of by-products. A central focus is maintained on implementing monsoon-resilient practices throughout this lifecycle.

This SOP has been meticulously formulated to ensure direct compliance with the directions issued by the Hon'ble National Green Tribunal (NGT) in Original Application No. 606 of 2018, which pertains to comprehensive solid waste management. Furthermore, this document aligns with and operationalizes the provisions of the Solid Waste Management (SWM) Rules, 2016, as notified by the Ministry of Environment, Forest and Climate Change (MoEF&CC), Government of India.

The Standard Operating Procedure (SOP) has been duly verified and vetted by the Indian Council of Agricultural Research – Central Inland Agricultural Research Institute (ICAR–CIARI), Sri Vijaya Puram.

2. Scope:

This SOP is mandatory and binding for all waste generators, including individual households, commercial entities (such as markets, hotels, restaurants), and institutions (schools, government offices, etc.). It is also mandatory for all personnel of the SVPVC, and any third-party contractors or agencies engaged by SVPVC for any aspect of wet waste management within the geographical and administrative purview of the SVPVC.

3. Abbreviations:

- **BWG:** Bulk Waste Generators (waste generation > 50kgs./day).
- **HH:** Households
- **Comm.:** Commercial Establishments
- **Institutional:** Educational institutions, government offices, hospitals, etc.
- **D2D:** Door-to-Door
- **PPEs:** Personal Protective Equipment (e.g., hand gloves, masks)
- **SVPVC:** Sri Vijaya Puram Municipal Corporation
- **Safalmitras:** Waste collection personnel/sanitation workers
- **Generator:** All waste generators (Household, commercial & institutional).

4. Actionable points stage-wise during monsoon season:

| S. No. | Stage/Issue | Responsible Party | Probable Solutions |
|--------|--|-------------------|---|
| 1. | Waste generation - Sources (HH/ Comm./ Institutional & BWG) | Generator | <ul style="list-style-type: none"> • Covered bins/bins with lids are mandatory for all waste generators. |
| 2. | Segregation at Source | Generator | <ul style="list-style-type: none"> • Mandatory segregation at source into wet and dry waste. • Introduction of bio-degradable bags for collecting waste at the source by the Safalmitras. |

(Signature)

| S. No. | Stage/Issue | Responsible Party | Probable Solutions |
|--------|--|-------------------|--|
| 3. | Segregated waste Collection - D2D (Households) | SVPMC | <ul style="list-style-type: none"> Manpower to be equipped with mandatory PPEs (hand gloves & masks) and rain gear (raincoat). Door-to-Door waste collection is mandatory every day. Use of appropriate equipment such as wheelbarrows and movable dustbins for household collection. Collection vehicles equipped with separate covered compartments. |
| 4. | Segregated waste Collection - D2D (Commercial/ Institutions/ BWGs) | SVPMC | <ul style="list-style-type: none"> Manpower to be equipped with mandatory PPEs (hand gloves & masks) rain gear (raincoat). Door-to-Door waste collection is mandatory every day. Use of appropriate equipment such as wheelbarrows and movable dustbins for collection. Commercial/institutions be handed over waste in a segregated manner during collection. Notified waste collection timings for commercial establishments: 08:00 p.m. to 11:00 p.m. in addition to morning collection from 06:00 a.m. to 09:00 a.m. |
| 5. | Transportation of segregated waste | SVPMC | <ul style="list-style-type: none"> Collection vehicles designed with separate compartments, with dedicated vehicles for wet waste. Vehicles are leakage-proof to prevent spillage and directly transport waste to designated processing facilities. |
| 6. | Waste processing/ treatment | SVPMC | <ul style="list-style-type: none"> Treatment facilities equipped with proper receiving stations. Treatment facilities mandatorily have roofs with side walls to prevent rainwater entry and ensure continuous operation. Sufficient carbon sources (e.g., shredded coconut peat, sawdust, dry leaves) and ensure the stock of catalyst/cultures available & used to accelerate organic decomposition of waste. <p>Processing of wet/ organic waste:</p> <p>Easily biodegradable waste (food waste, market waste such as fish, meat, vegetables, flowers, fruits, etc.) – These have a high potential for methane gas generation and are best suited for anaerobic digestion through bio-methanation/biogas technology in the long-term plan.</p> <ul style="list-style-type: none"> In the present scenario, anaerobic composting or aerobic composting can be adopted, with the addition of consortia developed by CIARI or other ICAR institutes. The staff involved in the treatment plant shall have adequate training from the ICAR KVK / Agriculture Department, for technical know-how for better compost making. <p>Dry organic / non-easily biodegradable waste (tree leaves, twigs, grass, branches, etc.) – These are slowly biodegradable, taking at least 90 days. Such waste should be shredded and mixed with consortia to accelerate composting.</p> |
| 7. | Processed by-products | SVPMC | <ul style="list-style-type: none"> Apply specific microbial consortia to enrich the nutrient value of extracted compost. |

| S. No. | Stage/Issue | Responsible Party | Probable Solutions |
|--------|--------------------|-------------------|--|
| | | | <ul style="list-style-type: none"> Recycle leachate/ vermi-wash back into the composting system to enhance compost quality, or utilize it as liquid fertilizer. Generated compost is distributed to farmers and other consumers, including parks, at notified rates. |
| 8. | Disposal mechanism | SVPMC | <p>Left-over waste requiring longer decomposition periods is recycled back into the subsequent decomposition cycle.</p> <ul style="list-style-type: none"> Non-biodegradable fractions should be segregated and managed through appropriate disposal methods. Residual organic waste should be recycled back into the composting process, with the addition of consortia/decomposers for complete degradation. |

5. Monitoring & Review:

This SOP will be reviewed periodically by the Executive Engineer (SWM), SVPMC at pre, during & post monsoon seasons or as deemed necessary based on operational performance, technological advancements, or changes in environmental regulations and submit written report with observations & remedial measures to Secretary, SVPMC to ensure compliance and effectiveness.

This has the approval of Competent Authority.



Superintending Engineer
Municipal Council

F. No.:34/2/2025-SWM-PBMC-PBMC_AN/249

Sri Vijaya Puram, dated 12.08.2025.

Copy for information & necessary action by:

- The Executive Engineer (E&M/ SWM), SVPMC.
- The Sanitary Officer, SVPMC.
- The Assistant Engineer (SWM), SVPMC.
- The Agriculture Officer, SVPMC.
- The Junior Engineers (SWM), SVPMC through AE, SWM.
- The Sr. Sanitary Inspectors & Sanitary Inspectors through SO, SVPMC.
- All the monitoring Junior Engineers of wet/ organic & dry waste processing facilities.
- The Swachhata Awareness Team/ IEC Team, for creating public & community awareness.
- The Organizer, SVPMC for wide publicity.

Copy also to:





- PA to Secretary, SVPMC for kind perusal of the Secretary, SVPMC.



Superintending Engineer
Municipal Council


नगर पालिका परिषद
Office of Municipal Council
श्री विजया पुरम
Sri Vijaya Puram


Compliance Report on Standard Operating Procedure (SOP) for Wet Waste Management During Extended Monsoon Period (4–6 Months)



| Activity | Status | Remarks |
|--|---|---|
| <p>Compliances at Waste generation - Sources (HH/ Comm./ Institutional & BWG)</p> | <ul style="list-style-type: none"> Households, commercial establishments, and institutions were provided with color-coded twin bins with awareness stickers to educate and inculcate the habit of waste segregation at source. SVPMC made it mandatory to maintain these bins with lids for the collection, storage & handover of waste to Safaimitras in a segregated manner. Bulk Waste Generators (BWGs) have been mandated to have their color-coded bins on their premises. Standpost twin bins with covered lids have been installed in public areas. Public awareness is being promoted through a dedicated Swachhata Awareness Team of SVPMC, as well as via radio, artistic wall paintings, and print and electronic media. |     |


| Activity | Status | Remarks |
|----------|--------|--|
| | |    <p>GPS M</p> |

| Activity | Status | Remarks |
|-------------------------------------|---|--|
| <p>Segregation at Source</p> | <ul style="list-style-type: none"> Public awareness on waste segregation practice is being done through a dedicated Swachhata Awareness Team of SVPMC, as well as via radio, artistic wall paintings, and print and electronic media. Color-coded biodegradable waste collection bags have been introduced to collect segregated waste according to the prescribed color code (Blue for dry waste, green for wet waste & Red for Sanitary & Hazardous waste), making the process easier for both Safaimitras and residents when handing over waste. |    |

| Activity | Status | Remarks |
|--|---|--|
| <p>Segregated waste Collection - D2D (Households)</p> | <ul style="list-style-type: none"> • Safaimitras of SVPMC collect segregated waste from the source as per the designated timings. • All Safaimitras have been directed to collect segregated waste from the source, which is monitored by the area supervisor and then by the Sanitary Inspector. • Personal protective gear is mandatory; manpower is deployed quarterly as per roster, and gloves and masks are compulsory for all workers. • Door-to-door collection is ensured every day. • Household collection is carried out using equipment such as wheelbarrows and movable dustbins. • SVPMC has notified commercial & institutions waste collection timings from 8:00 p.m. to 11:00 p.m., in addition to the morning collection from 6:00 a.m. to 9:00 a.m. • Collection vehicles have separate covered compartments. |  |


| Activity | Status | Remarks |
|---|--|--|
| <p>Transportation of segregated waste</p> | <ul style="list-style-type: none"> The collection vehicles have separate compartments, and dedicated vehicles are deployed for wet waste. The vehicles are covered to protect the waste from rain and transport it directly to the designated processing facilities. |  |

| Activity | Status | Remarks |
|--|---|--|
| | |  |
| <p>Processing/ Treatment of waste.</p> | <p>Dry waste:</p> <ul style="list-style-type: none"> • In absence of a recycling/ disposal facility in ANI, SVPMC has outsourced the operation & management of 18 Nos. of Dry Resource Centres (DRCs) to the 14 Nos. of private agencies (to bale/ compact the waste and send it to the End disposal units situated at mainland). • The operators/ agencies selected through EoI process, under Rule 15 (r) of SWM Rules, 2016 which allows transport of non-bio-degradable waste to the respective processing facility or material recovery facilities or secondary storage facility. SVPMC receives per kilogram rate for each type of dry waste as a revenue from the vendors. • All 14 DRC operators are sending their waste baled materials to Mainland through 04 major plyers/ vendors, who are having the tie-up with the processing facilities duly authorized with respective SPCB/ PCCs. <p>For Wet waste:</p> <ul style="list-style-type: none"> • SVPMC operates 11Nos. of wet waste processing facilities for a total capacity of 32.5 TPD, at different locations. |  |

| Activity | Status | Remarks |
|----------|--|---|
| | <ul style="list-style-type: none"> All the plants are operated by SVPMC through its own man-power, machineries & infrastructure. Rainy Season Measures: all the wet waste is collected from households, business establishments etc., and transported to composting facilities in covered vehicles. All composting facilities are covered under sheds, to prevent from rain disruption. Increased level of moisture/ humidity prolongs the duration of composting which is adjusted by addition of carbon materials like, shredded coconut peat, sawdust, dry leaves, and compost accelerators, such as microbial inoculums or microbial consortia, are added to organic waste to speed up decomposition and improve the quality of the final compost. |  <p>The 'Remarks' column contains four black and white photographs. The top-left photo shows an outdoor area with a shed structure and a sign. The top-right photo shows an indoor composting area with large piles of material. The bottom-left photo shows an outdoor view of a shed. The bottom-right photo shows a close-up of a shed entrance with a camera overlay that reads: 'DPS Map Camera', 'Sri Vijaya Puram, Andaman And Nicobar Islands, India', '26°27'46S, Sri Vijaya Puram, Andaman And Nicobar Islands', '74°10'3, India', 'Lat: 11.614471 Long: 92.637667', and '© 2019 Google'.</p> |

| Activity | Status | Remarks |
|------------------------------|---|---------|
| <p>Processed by-products</p> | <ul style="list-style-type: none"> • Out of the daily raw compost of 2-3 TPD, the leftover waste after sieving (usually 20% of generated compost), which requires longer decomposition periods, is recycled back into the subsequent decomposition cycle. So effectively, ready compost generation per day is avg. 2 tonnes. • Compost rates have been notified for different category of consumers viz., General Public, bulk consumers & farmers. | |

| Activity | Status | Remarks |
|----------|--------|--|
| | |  |

| Activity | Status | Remarks |
|-----------------|--|--|
| <p>Disposal</p> | <p>Dry waste:</p> <ul style="list-style-type: none"> The recyclables & non recyclables dry waste is baled materials being sending to Mainland through 04 major plyers/ vendors, who are having the tie-up with the processing facilities duly authorized with respective SPCB/ PCCs. <p>Wet wate:</p> <ul style="list-style-type: none"> Out of the daily raw compost of 2-3 TPD, the leftover waste after sieving (usually 20% of generated compost), which requires longer decomposition periods, is recycled back into the subsequent decomposition cycle. So effectively, ready compost generation per day is avg. 2 tonnes. |  |

Executive Engineer (SWM)
Municipal Council

Details of Households managing their wet waste either through Home composting/ biogas generation or any other means within the jurisdiction of Sri Vijaya Puram Municipal area- As per the Inspection report of Ward Sanitary Inspectors

| Ward No. | Ward Population | Ward Area (Sq.km.) | Ward's Residential Households (HHs) Nos. | HHs practicing Home Composting (HC) Nos. | Qty. of waste managed (kgs.) |
|----------|-----------------|--------------------|--|--|------------------------------|
| 1 | 7384 | 0.59 | 1942 | 22 | 17.16 |
| 2 | 6745 | 0.65 | 2033 | 22 | 17.16 |
| 3 | 7356 | 0.75 | 1953 | 20 | 15.6 |
| 4 | 5635 | 0.64 | 2200 | 27 | 21.06 |
| 5 | 7939 | 1.07 | 2026 | 9 | 7.02 |
| 6 | 7590 | 0.72 | 1914 | 1 | 0.78 |
| 7 | 6816 | 0.37 | 2011 | 17 | 13.26 |
| 8 | 3917 | 1.21 | 1214 | 14 | 10.92 |
| 9 | 6195 | 0.75 | 2112 | 20 | 15.6 |
| 10 | 4905 | 1.31 | 1845 | 16 | 12.48 |
| 11 | 6175 | 0.53 | 1984 | 12 | 9.36 |
| 12 | 6467 | 2.27 | 2159 | 25 | 19.5 |
| 13 | 5891 | 0.72 | 1827 | 7 | 5.46 |
| 14 | 6247 | 0.2 | 1883 | 15 | 11.7 |
| 15 | 6688 | 0.65 | 1802 | 25 | 19.5 |
| 16 | 5544 | 1.33 | 1499 | 17 | 13.26 |
| 17 | 9198 | 4.11 | 3055 | 10 | 7.8 |
| 18 | 8023 | 3.53 | 2692 | 9 | 7.02 |
| 19 | 7763 | 1.79 | 2359 | 10 | 7.8 |
| 20 | 7857 | 1.59 | 2069 | 5 | 3.9 |
| 21 | 5410 | 3.14 | 1358 | 29 | 22.62 |
| 22 | 2762 | 7.98 | 611 | 30 | 23.4 |
| 23 | 8359 | 3.97 | 2696 | 11 | 8.58 |
| 24 | 8400 | 1.37 | 2727 | 22 | 17.16 |
| | | | 47971 | 395 | 308.1 |



Sanitary Officer
Municipal Council

Compost sales and distribution at various location



doof.
Agriculture Officer
Horticulture wing
SVP/MC



by
Agriculture Officer
Horticulture wing
SVPMC



Compost & Cocopeat sales at I.T.F ground in connection with Island Coconut Festival 2025



ba
Agriculture Officer
Horticulture Training
SVPAC

For the Month

DATE

DATE

| Date | Opening Balance | Particulars | Received Qty (kg) |
|---------|-----------------|-----------------------------------|-------------------|
| 1-9-25 | 998 kg | Sale bill no. 198916 Zone - I | - |
| " | 993 kg | Sale bill no. 199007 Zone - II | - |
| 2-9-25 | 973 kg | Sale bill no. 199008 " | - |
| " | 953 kg | Sale bill no. 199009 " | - |
| " | 922 kg | Sale bill no. 198917 Zone - I | - |
| " | 912 kg | Sale bill no. 198918 " | - |
| 3-9-25 | 910 kg | Sale bill no. 198919 " | - |
| " | 905 kg | Sale bill no. 198920 " | - |
| " | 878 kg | Sale bill no. 198921 " | - |
| 4-9-25 | 876 kg | Sale bill no. 198922, 198923 " | - |
| " | 851 kg | Sale bill no. 198924 " | - |
| 5-9-25 | 841 kg | Sale bill no. 198925 " | - |
| 8-9-25 | 836 kg | Sale bill no. 198926 " | - |
| " | 816 kg | Sale bill no. 198927 " | - |
| " | 812 kg | Sale bill no. 198928 " | - |
| 9-9-25 | 810 kg | Sale bill no. 198929 " | - |
| " | 800 kg | Sale bill no. 199011 Zone - II | - |
| 10-9-25 | 796 kg | Sale bill no. 198930 Zone - I | - |
| " | 791 kg | Sale bill no. 198931 " | - |
| " | 781 kg | Sale bill no. 198932 Reason Point | - |
| " | 776 kg | Sale bill no. 198933 " | - |
| 11-9-25 | 774 kg | Sale bill no. 198934 " | - |
| " | 748 kg | Sale bill no. 198935 " | - |
| " | 746 kg | Sale bill no. 198936 " | - |
| " | 741 kg | Sale bill no. 198937 " | - |
| " | 738 kg | Sale bill no. 198938 " | - |
| " | 736 kg | Sale bill no. 198939 " | - |
| 12-9-25 | 726 kg | Sale bill no. 198940 " | - |
| " | 722 kg | Sale bill no. 198941 " | - |

classmate

PAGE

| Sale Qty (kg) | Utilized Pankhanti | Closing Balance | Remarks |
|---------------|--------------------|-----------------|--|
| 05 kg | - | 993 kg | Sale bill no. 198916 to 198922 sale amount |
| 20 kg | - | 973 kg | 1420/- Deposit to R. Section vide R. no. |
| 20 kg | - | 953 kg | 54368 and dt. 4-9-25 |
| 31 kg | - | 922 kg | Sale bill no. 199007 to 199009 Sale |
| 10 kg | - | 912 kg | amount 1420/- Deposit to R. Section |
| 02 kg | - | 910 kg | vide R. no. 54371 dt. 4-9-25 |
| 05 kg | - | 905 kg | |
| 27 kg | - | 878 kg | |
| 02 kg | - | 876 kg | |
| 25 kg | - | 851 kg | |
| 10 kg | - | 841 kg | Sale bill no. 198923 to 198926 Sale |
| 05 kg | - | 836 kg | amount 800/- Deposit to R. Section vide |
| 20 kg | - | 816 kg | R. no. 54406 and dt. 8-9-25 |
| 04 kg | - | 812 kg | Sale bill no. 198927 to 198928 Sale |
| 02 kg | - | 810 kg | Sale amount 1280/- Deposit to R. Section |
| 10 kg | - | 800 kg | vide R. no. 54460 and dt. 11-9-25 |
| 04 kg | - | 796 kg | Sale bill no. 199011, 199016 to 199018 |
| 05 kg | - | 791 kg | Sale amount 540/- Deposit to R. Section |
| 10 kg | - | 781 kg | vide R. no. 54634 dt. 23-9-25 |
| 05 kg | - | 776 kg | |
| 02 kg | - | 774 kg | |
| 26 kg | - | 748 kg | |
| 02 kg | - | 746 kg | Sale bill no. 198935 to 198939 Sale |
| 05 kg | - | 741 kg | amount 1460/- Deposit to R. Section vide |
| 03 kg | - | 738 kg | R. no. 54412 and dt. 15-9-25 |
| 02 kg | - | 736 kg | |
| 10 kg | - | 726 kg | |
| 04 kg | - | 722 kg | |
| 11 kg | - | 711 kg | |

classmate

PAGE

Scanned with OKEN Scanner


 Agriculture Officer
 Horticulture Training
 SVP/MC

| Date | Opening Balance | Particulate | Received Qty (kg) |
|---------|-----------------|---|-------------------|
| 12.9.25 | 711 kg | Sale bill no. 198942 Zone-I Reason Park | |
| 12.9.25 | 706 kg | Sale bill no. 198943 | |
| 13.9.25 | 696 kg | Sale bill no. 198944 | |
| " | 697 kg | Sale bill no. 198945 | |
| " | 681 kg | Sale bill no. 198946 | |
| " | 679 kg | Sale bill no. 198948 | |
| " | 675 kg | Sale bill no. 198949 | |
| 15.9.25 | 670 kg | Sale bill no. 198950 | |
| 17.9.25 | 665 kg | utilized to V.S. Park Zone-II | |
| 18.9.25 | 655 kg | Sale bill no. 198952 Zone-I | |
| " | 650 kg | Sale bill no. 198953 | |
| 19.9.25 | 643 kg | Sale bill no. 198954 (Reason Park) | |
| 20.9.25 | 640.500 kg | Sale bill no. 199016 Zone-II | |
| " | 625.500 kg | Sale bill no. 199017 | |
| " | 622.500 kg | Sale bill no. 199018 | |
| 22.9.25 | 617.500 kg | Sale bill no. 199019 | |
| " | 615.500 kg | Sale bill no. 198955 Zone-I | |
| 23.9.25 | 605.500 kg | Sale bill no. 198956 | |
| 24.9.25 | 600 kg | Sale bill no. 198957 (Reason Park) | |
| " | 595 kg | Sale bill no. 198958 | |
| " | 589 kg | Sale bill no. 198959 (R/Park) | |
| 25.9.25 | 576 kg | Sale bill no. 199020 Zone-II | |
| 26.9.25 | 552 kg | utilized to Marina Park | |
| 27.9.25 | 542 kg | Sale bill no. 198960 Zone-I | |
| " | 539 kg | Sale bill no. 198961 | |
| " | 534 kg | Sale bill no. 198962 | |
| 29.9.25 | 529 kg | Sale bill no. 198963, 198964 | |
| 20.9.25 | 504 kg | Sale bill no. 198965 | |
| " | 494 kg | Sale bill no. 198966, 198967 | |

| Sale Qty (kg) | Utilized Park/Garden | Closing Balance | Remarks |
|---------------|----------------------|-----------------|---|
| 05 kg | | 706 kg | |
| 10 kg | | 696 kg | |
| 05 kg | | 697 kg | |
| 10 kg | | 681 kg | |
| 02 kg | | 679 kg | |
| 04 kg | | 675 kg | |
| 05 kg | | 670 kg | |
| 05 kg | | 665 kg | Sale bill no. 198950 to 198952 Sale amount 200/- Deposit to R. Section vide R.no. 57547 Dt. 18.9.25. |
| 10 kg | | 655 kg | |
| 05 kg | | 650 kg | Sale bill no. 198953 to 198956 Sale amount 500/- Deposit to R. Section vide R.no. 54057 Dt. 24.9.25. |
| 2.500 kg | | 640.500 kg | |
| 05 kg | | 635.500 kg | |
| 13 kg | | 622.500 kg | |
| 05 kg | | 617.500 kg | |
| 10 kg | | 615.500 kg | Sale bill no. 199019, 199020 Sale amount 500/- Deposit to R. Section vide R.no. 529/- Dt. 24.9.25. |
| 02 kg | | 605.500 kg | |
| 5.500 kg | | 600 kg | |
| 05 kg | | 595 kg | Sale bill no. 198957 to 198962 Sale amount 740/- Deposit to R. Section vide R.no. Dt. 24.9.25. |
| 06 kg | | 589 kg | |
| 13 kg | | 576 kg | |
| 24 kg | | 552 kg | |
| 10 kg | | 542 kg | |
| 03 kg | | 539 kg | |
| 05 kg | | 534 kg | |
| 05 kg | | 529 kg | |
| 25 kg | | 504 kg | Sale bill no. 198963 to 198967 Sale amount 1120/- Deposit to R. Section vide R.no. 54752 Dt. 3.10.25. |
| 10 kg | | 494 kg | |
| 21 kg | | 473 kg | |

Scanned with OKEN Scanner

Signature
Agriculture Officer
Horticulture wing
SVP/MC



| DATE | | | |
|------|---|--|--------|
| | ABSTRACT for the month of Sep-25 | | |
| | Status of Stocks Sale and distribution of Compost | | |
| 12 | 1. Previous Balance Zone - I & II | | 998 |
| | 2. Received compost Zone - I | | |
| | 3. Received compost Zone - II | | |
| | Total Zone - I & II | | 998 |
| 13 | 4. Sale of compost Zone - I | | 381 kg |
| | 5. Sale of compost Zone - II | | 124 kg |
| | 6. Utilized of compost zone - I & II | | 20 kg |
| 14 | Balance | | 473 kg |
| 15 | | | |
| 16 | | | |
| 17 | | | |
| 18 | | | |
| 19 | | | |
| 20 | | | |

classmate

PAGE

classmate

For the month of October - - -

DATE

| Date | Opening Balance | Particulars | Received Qty |
|---------|-----------------|---------------------------------------|--------------|
| 1-10-25 | 473 Kg | Sale bill no. 198968 Zone - I | |
| 3-10-25 | 471 Kg | Sale bill no. 198969 & 198970 " | |
| " | 436 Kg | Sale bill no. 198971 " | |
| " | 431 Kg | Sale bill no. 199022 Zone - II | |
| " | 427 Kg | Sale bill no. 199023 " | |
| 4-10-25 | 410.500 kg | Sale bill no. 199024 " | |
| " | 407.500 | Sale Bill no. 198972 Zone - I | |
| " | 397.500 | Sale Bill no. 198973 " | |
| " | 377.500 | Sale Bill no. 198974 " | |
| " | 372.500 | Sale Bill no. 198975 " | |
| " | 362.500 | Sale Bill no. 198976 Reason Park | |
| 6-10-25 | 352.500 | Sale Bill no. 198977, 198978 Zone - I | |
| " | 345.500 | Sale Bill no. 198979 " | |
| " | 325.500 | Sale Bill no. 198980 " | |
| 7-10-25 | 320.500 | Sale Bill no. 198981 " | |
| " | 315.500 kg | Sale Bill no. 198982 Reason Park | |
| " | 311.500 | Sale Bill no. 198983 Zone - I | |
| " | 306.500 | Sale Bill no. 198984 " | |
| 8-10-25 | 286.500 | Sale Bill no. 198985 " | |
| " | 268.500 | Sale Bill no. 199025 Zone - II | |
| 9-10-25 | 266 kg | Sale Bill no. 199026 " | |
| " | 256 kg | Received from MRF 1/2 Band " | 210 kg |
| " | 466 kg | Sale Bill no. 199101 T.F. Group | |
| " | 465 kg | Sale Bill no. 199102 " | |
| " | 464 kg | Sale Bill no. 199103 " | |
| " | 444 kg | Sale Bill no. 199104 " | |
| " | 441 kg | Sale Bill no. 199105 " | |
| " | 431 kg | Sale Bill no. 199107 " | |

classmate

PAGE

| Date | utilized Qty | Closing Balance | Remarks |
|------|--------------|-----------------|--|
| | 2 kg | 471 kg | |
| | 2.5 kg | 436 kg | |
| | 0.5 kg | 431 kg | |
| | 0.4 kg | 427 kg | |
| | 16.500 gm | 410.500 | Sale bill no. 199022, 199023 Sale Amount - 410.500 u/w Deposit to R. Section vide R. no. 796 |
| | 3 kg | 407.500 | pt. 6-10-25. |
| | 10 kg | 397.500 | Sale bill no. 199024 to 199026 and 199101 to |
| | 20 kg | 377.500 | 199105 and 199106 to 199112 and 199114 and |
| | 0.5 kg | 372.500 | 199116 to 199118 and 199120 to 199124 Sale |
| | 10 kg | 362.500 | amount 2770/- Deposit to R. Section |
| | 10 kg | 352.500 | vide R. no. 54894 pt. 13-10-25. |
| | 07 kg | 345.500 | |
| | 20 kg | 325.500 | |
| | 5 kg | 320.500 | |
| | 5 kg | 315.500 | |
| | 4 kg | 311.500 | |
| | 5 kg | 306.500 | |
| | 20 kg | 286.500 | |
| | 18 kg | 268.500 | |
| | 2.500 gm | 266 kg | |
| | 10 kg | 256 kg | |
| | - | 466 kg | |
| | 01 kg | 465 kg | |
| | 01 kg | 464 kg | |
| | 20 kg | 444 kg | |
| | 03 kg | 441 kg | |
| | 10 kg | 431 kg | |
| | 05 kg | 426 kg | |

DATE

classmate

PAGE

Scanned with OKEN Scanner

for
Agriculture Officer
Horticulture Training
SVPMC

| DATE | | Particular | | Received Qty | DATE | | Particular | | Remarks |
|----------|-----------------|-------------------------|------------|--------------|----------|---------|-----------------|--|--------------------------|
| Date | opening Balance | | | | Sale Qty | Balance | Closing Balance | | |
| 9-10-25 | 426 kg | Sale Bill. no. 199108 | ITF Ground | | 01 kg | 425 kg | | | |
| " | 425 kg | Sale Bill. no. 199109 | " | | 05 kg | 420 kg | | | |
| " | 420 kg | Sale Bill. no. 199110 | " | | 02 kg | 418 kg | | | |
| 10-10-25 | 418 kg | Sale Bill. no. 199111 | " | | 11 kg | 407 kg | | | |
| " | 407 kg | Sale Bill. no. 199112 | " | | 2-500 gm | 404.500 | | | |
| " | 404.500 | Sale Bill. no. 199114 | " | | 05 kg | 399.500 | | | |
| " | 399.500 | Sale Bill. no. 199116 | " | | 15 kg | 384.500 | | | |
| " | 384.500 | Sale Bill. no. 199117 | " | | 6-500 gm | 378 kg | | | |
| " | 378 kg | Sale Bill. no. 199118 | " | | 01 kg | 377 kg | | | |
| " | 377 kg | Sale Bill. no. 199120 | " | | 15 kg | 362 kg | | | |
| " | 362 kg | Sale Bill. no. 199121 | " | | 05 kg | 357 kg | | | |
| " | 357 kg | Sale Bill. no. 199122 | " | | 02 kg | 355 kg | | | |
| " | 355 kg | Sale Bill. no. 199123 | " | | 10 kg | 345 kg | | | |
| 11-10-25 | 345 kg | Sale Bill. no. 199124 | Zone - II | | 02 kg | 343 kg | | | |
| 13-10-25 | 343 kg | Sale Bill. no. 199126 | " | | 01 kg | 342 kg | | | |
| 13-10-25 | 342 kg | Sale Bill. no. 199127 | " | | 10 kg | 332 kg | | | Sale bill. no. 199126 Eo |
| " | 332 kg | Sale Bill. no. 199128 | Zone - II | | 21 kg | 311 kg | | | |
| 16-10-25 | 311 kg | Sale Bill. no. 199029 | " | | 15 kg | 296 kg | | | |
| " | 296 kg | Sale bill. no. 199030 | " | | 05 kg | 291 kg | | | |
| " | 291 kg | Sale bill. no. 199031 | " | | 10 kg | 281 kg | | | |
| " | 281 kg | Sale bill. no. 199030 | " | | 02 kg | 279 kg | | | |
| " | 279 kg | Sale bill. no. 199131 | " | | 17 kg | 262 kg | | | |
| " | 262 kg | Received from MRF B/And | 450 kg | | | 712 kg | | | |
| " | 712 kg | Sale bill. no. 199132 | " | | 150 kg | 562 kg | | | |
| " | 562 kg | Sale bill. no. 199133 | " | | 150 kg | 412 kg | | | |
| " | 412 kg | Sale bill. no. 199134 | " | | 150 kg | 262 kg | | | |
| 17-10-25 | 262 kg | Sale bill. no. 199136 | " | | 10 kg | 252 kg | | | |
| " | 252 kg | Sale bill. no. 199137 | " | | 06 kg | 246 kg | | | |
| " | 246 kg | Sale bill. no. 199138 | " | | 05 kg | 241 kg | | | |

Scanned with OKEN Scanner

 Agriculture Officer
Horticulture Training
SVPVC

| Date | opening Balance | Particulars | Receive Qty |
|---|-----------------|------------------------------------|-------------|
| 17-10-25 | 241 kg | Sale bill-no. 199139 Zone-II | |
| 22-10-25 | 236 kg | Sale bill-no. 199140 | |
| " | 231 kg | Sale bill-no. 199141 | |
| 24-10-25 | 221 kg | Sale bill-no. 199032 | |
| " | 219 kg | Sale bill-no. 199033 | |
| " | 217 kg | utilized to Gandhi Park Zone-I | |
| 27-10-25 | 153 kg | Sale bill-no. 199035 Zone-II | |
| 29-10-25 | 127 kg | Sale bill-no. 199036 | |
| ABSTRACT: for the month of Oct-25 | | | |
| Status of stocks sale and distribution of Compost | | | |
| | | 1. Previous Balance zone-I & II | 473 kg |
| | | 2. Received compost zone-I | - |
| | | 3. Received compost zone-II | 660 kg |
| | | Total zone-I & II | 1133 kg |
| | | 4. Sale of compost zone-I | 181 kg |
| | | 5. Sale of compost zone-II | 766 kg |
| | | 6. Utilized of compost zone-I & II | 64 kg |
| | | Balance | 122 kg |

classmate

PAGE

Agriculture Officer
Horticulture wing
SVPMC

| Date | Utilized Qty | closing Balance | Remarks |
|------|--------------|-----------------|---------|
| | 05 kg | 236 kg | |
| | 05 kg | 231 kg | |
| | 10 kg | 221 kg | |
| | 02 kg | 219 kg | |
| | 02 kg | 217 kg | |
| | 64 kg | 153 kg | |
| | 26 kg | 127 kg | |
| | 05 kg | 122 kg | |
| | 047 | | |

classmate

PAGE

Scanned with OKEN Scanner

Agriculture Officer
Horticulture wing
SVPMC

For the Month of Nov - -

DATE

DATE

| Date | Opening Balance | Particulars | Received Qty | Sale Qty | Utilized Qty | Closing Qty | Remarks |
|----------|-----------------|---------------------------------|--------------|----------|--------------|-------------|---------|
| 6-11-25 | 122 kg | Received from MRF Albad Zone-II | 1000 kg | | | 1122 kg | |
| " | 1122 kg | Received from MRF AlBad Zone-I | 600 kg | | | 1722 kg | |
| " | 1722 kg | Sale bill. no. 198995 | | 20 kg | | 1702 kg | |
| 7-11-25 | 1702 kg | Sale bill. no. 198996 to 198998 | | 26 kg | | 1676 kg | |
| " | 1676 kg | Sale bill. no. 199142 Zone-II | | 15 kg | | 1661 kg | |
| " | 1661 kg | Sale bill. no. 199143 | | 02 kg | | 1659 kg | |
| " | 1659 kg | Sale bill. no. 199144 | | 06 kg | | 1653 kg | |
| 8-11-25 | 1653 kg | Sale bill. no. 199146 | | 10 kg | | 1643 kg | |
| " | 1643 kg | Sale bill. no. 199148 | | 25 kg | | 1618 kg | |
| 10-11-25 | 1618 kg | Sale bill. no. 199149 | | 04 kg | | 1614 kg | |
| " | 1614 kg | Sale bill. no. 199150 | | 10 kg | | 1604 kg | |
| 12-11-25 | 1604 kg | Sale bill. no. 65787 Zone-I | | 20 kg | | 1584 kg | |
| 13-11-25 | 1584 kg | Sale bill. no. 65788 | | 10 kg | | 1574 kg | |
| " | 1574 kg | Sale bill. no. 65789 | | 02 kg | | 1572 kg | |
| 14-11-25 | 1572 kg | Sale bill. no. 65790 | | 10 kg | | 1562 kg | |
| " | 1562 kg | Sale bill. no. 65791 & 65792 | | 30-500g | | 1529.500 | |
| " | 1529.500 | Sale bill. no. 65793 | | 100 kg | | 1429.500 | |
| 15-11-25 | 1429.500 | Sale bill. no. 65794 | | 05 kg | | 1424.500 | |
| " | 1424.500 | Sale bill. no. 65796 | | 2.500 kg | | 1422 kg | |
| " | 1422 kg | Sale bill. no. 65797 to 65800 | | 31 kg | | 1391 kg | |
| " | 1391 kg | Sale bill. no. 199501 - 199502 | | 50 kg | | 1341 kg | |
| " | 1341 kg | Sale bill. no. 199503 | | 05 kg | | 1336 kg | |
| " | 1336 kg | Sale bill. no. 199151 Zone-II | | 26 kg | | 1310 kg | |
| " | 1310 kg | Sale bill. no. 199152 | | 20 kg | | 1290 kg | |
| " | 1290 kg | Sale bill. no. 199153 | | 05 kg | | 1285 kg | |
| 17-11-25 | 1285 kg | Sale bill. no. 199154 | | 21 kg | | 1264 kg | |
| " | 1264 kg | Sale bill. no. 199156 | | 5 kg | | 1259 kg | |
| " | 1259 kg | Sale bill. no. 199157 | | 5 kg | | 1254 kg | |

classmate

PAGE

classmate

PAGE

Scanned with OKEN Scanner


 Agriculture Officer
 Horticulture Training
 SVPMC

| Date | Opening Balance | Particulars | Receipt Qty |
|----------|-----------------|----------------------------------|-------------|
| 17-11-25 | 1254 kg | Sale bill-no. 199158 Zone-II | - |
| " | 1244 kg | Sale bill-no. 199159 " | - |
| " | 1239 kg | Sale bill-no. 199504 Zone-I | - |
| " | 1235 kg | Sale bill-no. 199505 to 199506 " | - |
| 18-11-25 | 1224 kg | Sale bill-no. 199508 to 199515 " | - |
| " | 1127 kg | Sale bill-no. 199560 Zone-II | - |
| " | 1122 kg | Sale bill-no. 199161 " | - |
| 19-11-25 | 1117 kg | Sale bill-no. 199162 " | - |
| " | 1115 kg | Sale bill-no. 199163 " | - |
| " | 1114 kg | Sale bill-no. 199164 " | - |
| " | 1104 kg | Sale bill-no. 199516 Zone-I | - |
| 20-11-25 | 1099 kg | Sale bill-no. 199517 " | - |
| " | 1084 kg | Sale bill-no. 199165 Zone-II | - |
| " | 1074 kg | Sale bill-no. 199166 " | - |
| " | 1064 kg | Sale bill-no. 199167 " | - |
| 22-11-25 | 1044 kg | Sale bill-no. 199168 " | - |
| " | 1042 kg | Sale bill-no. 199169 " | - |
| 24-11-25 | 982 kg | Sale bill-no. 199170 " | - |
| " | 952 kg | Sale bill-no. 199171 " | - |
| " | 941 kg | Sale bill-no. 199172 " | - |
| " | 933 kg | Sale bill-no. 199518 Zone-I | - |
| " | 928 kg | Sale bill-no. 199519 " | - |
| " | 923 kg | Sale bill-no. 199520 " | - |
| 25-11-25 | 918 kg | Sale bill-no. 199521 " | - |
| " | 915 kg | Sale bill-no. 199173 Zone-II | - |
| 26-11-25 | 910 kg | Sale bill-no. 199174 " | - |
| " | 906 kg | Sale bill-no. 199522 Zone-I | - |
| " | 896 kg | Received from MRF B/Board | 600 kg |

| Date | Opening Balance | Particulars | Receipt Qty |
|----------|-----------------|-------------|-------------|
| 17-11-25 | 1244 kg | 10 kg | 1244 kg |
| " | 1239 kg | 5 kg | 1239 kg |
| " | 1235 kg | 4 kg | 1235 kg |
| " | 1224 kg | 11 kg | 1224 kg |
| " | 1127 kg | 97 kg | 1127 kg |
| " | 1122 kg | 5 kg | 1122 kg |
| " | 1117 kg | 5 kg | 1117 kg |
| " | 1115 kg | 2 kg | 1115 kg |
| " | 1114 kg | 01 kg | 1114 kg |
| " | 1104 kg | 10 kg | 1104 kg |
| " | 1099 kg | 5 kg | 1099 kg |
| " | 1084 kg | 15 kg | 1084 kg |
| " | 1074 kg | 10 kg | 1074 kg |
| " | 1064 kg | 10 kg | 1064 kg |
| " | 1044 kg | 20 kg | 1044 kg |
| " | 1042 kg | 2 kg | 1042 kg |
| " | 982 kg | 60 kg | 982 kg |
| " | 952 kg | 30 kg | 952 kg |
| " | 941 kg | 11 kg | 941 kg |
| " | 933 kg | 8 kg | 933 kg |
| " | 928 kg | 5 kg | 928 kg |
| " | 923 kg | 5 kg | 923 kg |
| " | 918 kg | 5 kg | 918 kg |
| " | 915 kg | 3 kg | 915 kg |
| " | 910 kg | 5 kg | 910 kg |
| " | 906 kg | 4 kg | 906 kg |
| " | 896 kg | 10 kg | 896 kg |
| " | 1496 kg | - | 1496 kg |

Scanned with OKEN Scanner

kg
Agriculture Officer
Horticulture Training
SVPMC

| DATE <input type="checkbox"/> <input type="checkbox"/> <input type="checkbox"/> <input type="checkbox"/> | | | | DATE <input type="checkbox"/> <input type="checkbox"/> <input type="checkbox"/> <input type="checkbox"/> | | | |
|--|-----------------|----------------------------------|--------------|--|---------------------|-----------------|---------|
| Date | opening Balance | Particulars | Received Qty | Sales Qty | utilized Panikhanda | Closing Balance | Remarks |
| 26-11-25 | 1496 Kg | Sale bill-no 199524 Zone-I | - | 05 kg | - | 1491 kg | |
| " | 1491 Kg | Sale bill-no. 199525 to 199528 " | - | 44 kg | - | 1447 kg | |
| " | 1447 kg | Sale bill-no. 199529 " | - | 10 kg | - | 1437 kg | |
| 27-11-25 | 1437 kg | Sale bill-no. 199530 " | - | 10 kg | - | 1427 kg | |
| " | 1427 kg | Sale bill-no 199531 to 199532 " | - | 08 kg | - | 1419 kg | |
| " | 1419 kg | Sale bill-no. 199534 to 199535 " | - | 20 kg | - | 1389 kg | |
| " | 1389 kg | Sale bill no 199536 to 199538 " | - | 25 kg | - | 1364 kg | |
| " | 1364 kg | Sale bill-no. 199539 " | - | 10 kg | - | 1354 kg | |
| " | 1354 kg | Sale bill-no 199175 Zone-II | - | 4 kg | - | 1350 kg | |
| 28-11-25 | 1350 kg | Sale bill-no 199176 " | - | 3 kg | - | 1347 kg | |
| " | 1347 kg | Sale bill-no. 199540 Zone-I | - | 02 kg | - | 1345 kg | |
| " | 1345 kg | Sale bill-no 199541 " | - | 03 kg | - | 1342 kg | |
| " | 1342 kg | Sale bill-no 199542 " | - | 15 kg | - | 1327 kg | |
| " | 1327 kg | Sale bill-no 199544 " | - | 05 kg | - | 1322 kg | |
| 29-11-25 | 1322 kg | Sale bill-no 199545 to 199546 " | - | 08 kg | - | 1314 kg | |
| " | 1314 kg | Sale bill-no 199547 to 199548 " | - | 10 kg | - | 1304 kg | |
| " | 1304 kg | Sale bill-no 199549 " | - | 10 kg | - | 1294 kg | |
| " | 1294 kg | Sale bill-no 199550 " | - | 05 kg | - | 1289 kg | |
| " | 1289 kg | Sale bill-no 199551 " | - | 10 kg | - | 1279 kg | |
| " | 1279 kg | Sale bill-no. 199552 " | - | 10 kg | - | 1269 kg | |
| " | 1269 kg | Sale bill-no. 199177 Zone-II | - | 05 kg | - | 1264 kg | |
| | | | | 1058 | | | |

classmate

PAGE

classmate

PAGE

Scanned with OKEN Scanner

tooj
Agriculture Center
Horticulture Training
SVPNC

DATE

ABSTRACT for the Month of NOV-2021
Status of Stocks Sale and distribution of compost

- 1. Previous Balance zone-I & II =
- 2. Received compost zone-I =
- 3. Received compost zone-II =
- Total zone-I & II =
- 4. Sale of compost zone-I =
- 5. Sale of compost zone-II =
- 6. Utilized of compost zone-I & II =
- Balance =

Agriculture Officer
Horticulture wing
SVPVC

classmate

PAGE

DATE

11/11 date

| |
|---------|
| 122 kg |
| 1200 kg |
| 1000 kg |
| 2322 kg |
| 694 kg |
| 364 kg |
| 1264 kg |

classmate

PAGE

Scanned with OKEN Scanner

by
Agriculture Officer
Horticulture wing
SVPVC

For the month of December

DATE

| Date | Opening Balance | Particular | Received Qty |
|-----------|-----------------|--|--|
| 1-12-25 | 1264 kg | Sale bill no. 199553 to 199558 Zone - I | |
| 1-12-25 | 1187 kg | Sale bill no. 199178 Zone - II | |
| " | 1164 kg | Sale bill no. 199039 " | |
| " | 1154 kg | Sale bill no. 199040 " | |
| " | 1126 kg | Sale bill no. 199179 " | |
| " | 1096 kg | Sale bill no. 199180 " | |
| 2-12-25 | 1091 kg | Sale bill no. 199181 " | |
| " | 1089 kg | Sale bill no. 199560 Zone - I | |
| 3-12-25 | 1069 kg | Sale bill no. 199563 " | |
| 4-12-25 | 1068 kg | Sale bill no. 199564 " | |
| " | 1058 kg | Sale bill no. 199565 " | |
| " | 1049 kg | Sale bill no. 199183 Zone - II | |
| 5-12-25 | 1005 kg | Sale bill no. 199184 " | |
| " | 995 kg | Issued to Shri Vinayak Chaudhari, Director IPST | |
| " | 935 kg | as per direction of the Section through Zone - I | |
| " | 935 kg | Sale bill no. 199566 " | |
| " | 930 kg | Sale bill no. 199568 " | |
| " | 925 kg | Sale bill no. 199569 to 199571 " | |
| 6-12-25 | 920 kg | Sale bill no. 199573 & 199574 " | |
| " | 895 kg | Sale bill no. 199575 " | |
| " | 885 kg | Sale bill no. 199576 " | |
| " | 882 kg | Sale bill no. 199577 " | |
| " | 887 kg | Sale bill no. 199185 Zone - II | |
| " | 867 kg | Sale bill no. 199186 " | |
| 8-12-25 | 862 kg | Sale bill no. 199187 " | |
| " | 860 kg | Sale bill no. 199188 " | |
| " | 850 kg | Sale bill no. 199579 Zone - I | |
| " | 845 kg | Sale bill no. 199580 " | |
| 9-12-25 | 840 kg | Sale bill no. 199189 Zone - II | |
| classmate | | | PAGE <input type="text"/> <input type="text"/> |

| Called Qty | utilized | Closing Balance | Remarks |
|------------|----------|-----------------|--|
| 77 kg | | 1187 kg | |
| 03 kg | | 1164 kg | |
| 10 kg | | 1154 kg | |
| 09 kg | | 1126 kg | |
| 30 kg | | 1096 kg | |
| 05 kg | | 1091 kg | |
| 02 kg | | 1089 kg | |
| 20 kg | | 1069 kg | |
| 01 kg | | 1068 kg | |
| 10 kg | | 1058 kg | |
| 09 kg | | 1049 kg | |
| 14 kg | | 1005 kg | |
| 10 kg | | 995 kg | |
| | 60 kg | 935 kg | |
| 05 kg | | 930 kg | |
| 05 kg | | 925 kg | |
| 05 kg | | 920 kg | |
| 05 kg | | 895 kg | |
| 10 kg | | 885 kg | |
| 03 kg | | 882 kg | |
| 05 kg | | 887 kg | |
| 10 kg | | 867 kg | |
| 5 kg | | 862 kg | |
| 2 kg | | 860 kg | |
| 10 kg | | 850 kg | |
| 05 kg | | 845 kg | |
| 05 kg | | 840 kg | |
| 10 kg | | 830 kg | |
| classmate | | | PAGE <input type="text"/> <input type="text"/> |

Scanned with OKEN Scanner

Agri
Agriculture Officer
Horticulture Training
SVPMC

| DATE | | Particular | | Receiver | DATE | | Particular | | Receiver | DATE | |
|----------|-----------------|---|-----------|----------|-----------|---------------------|-----------------|--|----------|---------|--|
| Date | opening Balance | | | Qty | Sales Qty | utilized Pak/handir | Closing Balance | | | Remarks | |
| 10-12-25 | 830 kg | Sale bill-no 199191 | Zone - II | | 03 kg | | 827 kg | | | | |
| " | 827 kg | Sale bill-no. 199581 | Zone - I | | 02 kg | | 825 kg | | | | |
| " | 825 kg | Sale bill-no 199582 | " | | 05 kg | | 800 kg | | | | |
| " | 800 kg | Sale bill-no. 199583 & 199584 | " | | 18 kg | | 782 kg | | | | |
| " | 782 kg | Sale bill-no. 199585 | " | | 05 kg | | 777 kg | | | | |
| 11-12-25 | 777 kg | Sale bill-no. 199586 | " | | 05 kg | | 772 kg | | | | |
| " | 772 kg | Sale bill-no. 199587 & 199588 | " | | 12 kg | | 760 kg | | | | |
| " | 760 kg | Sale bill-no. 199589 | " | | 03 kg | | 757 kg | | | | |
| " | 757 kg | Sale bill-no. 199193 | Zone - II | | 05 kg | | 752 kg | | | | |
| " | 752 kg | Sale bill-no. 199194 | " | | 16 kg | | 742 kg | | | | |
| 12-12-25 | 742 kg | Sale bill-no. 199590 to 199592 | Zone - I | | 21 kg | | 721 kg | | | | |
| 13-12-25 | 721 kg | Sale bill-no. 199594 | " | | 05 kg | | 716 kg | | | | |
| 15-12-25 | 716 kg | Sale bill-no. 199595 | " | | 10 kg | | 706 kg | | | | |
| 16-12-25 | 706 kg | Sale bill-no. 199596 | " | | 15 kg | | 691 kg | | | | |
| " | 691 kg | Sale bill-no. 199599 & 199600 | " | | 20 kg | | 671 kg | | | | |
| 17-12-25 | 671 kg | Sale bill-no. 199401 | " | | 10 kg | | 661 kg | | | | |
| " | 661 kg | Sale bill-no. 199402 | " | | 40 kg | | 621 kg | | | | |
| " | 621 kg | Sale bill-no. 199196 | Zone - II | | 20 kg | | 601 kg | | | | |
| " | 601 kg | Sale bill-no. 199197 | " | | 1 kg | | 597 kg | | | | |
| 18-12-25 | 597 kg | Sale bill-no. 199403 | Zone - I | | 03 kg | | 594 kg | | | | |
| " | 594 kg | Sale bill-no 199404 & 199405 | " | | 09 kg | | 585 kg | | | | |
| " | 585 kg | Sale bill-no. 199406 | " | | 01 kg | | 584 kg | | | | |
| " | 584 kg | Sale bill-no. 199407 | " | | 02 kg | | 582 kg | | | | |
| " | 582 kg | Received from ward no 22 (Umran Ali). | | 140 kg | | | 722 kg | | | | |
| 19-12-25 | 722 kg | Issued to Anthropological survey of India | | | | 25 kg | 697 kg | | | | |
| " | 697 kg | Sale bill-no 199409 | " | | 10 kg | | 687 kg | | | | |
| " | 687 kg | Sale bill-no. 199410 | " | | 05 kg | | 682 kg | | | | |
| " | 682 kg | Sale bill-no. 199198 | Zone - II | | 10 kg | | 672 kg | | | | |
| 22-12-25 | 672 kg | Sale bill-no. 199200 | " | | 5 kg | | 667 kg | | | | |

classmate

PAGE

652

classmate

PAGE

Scanned with OKEN Scanner

Agnculture Officer
Horticulture wing
SVPAC

| Date | Opening Balance | Particular | Received Qty |
|----------|-----------------|--|--------------|
| 22-12-25 | 667 kg | Sale bill. no. 199411 Zone - I | |
| " | 662 kg | Sale bill. no. 199412 " | |
| " | 660 kg | Sale bill. no. 199413 " | |
| " | 650 kg | Sale bill. no. 199414 & 199415 " | |
| " | 640 kg | Sale bill. no. 199416 " | |
| " | 635 kg | Sale bill. no. 199421 & 199422 " | |
| 23-12-25 | 622 kg | Sale bill. no. 199041 Zone - II | |
| 24-12-25 | 607 kg | Sale bill. no. 199423 to 199426 Zone - I | |
| " | 569 kg | Sale bill. no. 199427 " | |
| 26-12-25 | 548 kg | Sale bill. no. 199044 Zone - II | |
| 27-12-25 | 543 kg | Sale bill. no. 199045 " | |
| " | 533 kg | Sale bill. no. 199047 " | |
| " | 527 kg | Sale bill. no. 199048 " | |
| " | 482 kg | Sale bill. no. 199049 " | |
| " | 472 kg | Sale bill. no. 199050 " | |
| 29-12-25 | 432 kg | Sale bill. no. 199051 " | |
| " | 432 kg | Sale bill. no. 199052 " | |
| 30-12-25 | 408 kg | Sale bill. no. 199055 " | |
| " | 380 kg | Sale bill. no. 199056 " | |
| " | 342 kg | Received from MRF Amrakhabad Zone - I | 600 kg |
| " | 942 kg | issued to | |
| 31-12-25 | 927 kg | Sale bill. no. 199428 & 199429 " | |
| " | 917 kg | Sale bill. no. 199430 " | |

classmate

PAGE

| Date | Sale Qty | Utilized Pank/Garden | Closing Balance | Remarks |
|------|----------|----------------------|-----------------|---------|
| 6-12 | 69 kg | | 662 kg | |
| | 05 kg | | 660 kg | |
| | 02 kg | | 650 kg | |
| | 10 kg | | 640 kg | |
| | 10 kg | | 635 kg | |
| | 05 kg | | 622 kg | |
| | 13 kg | | 607 kg | |
| | 15 kg | | 569 kg | |
| | 42 kg | | 548 kg | |
| | 17 kg | | 543 kg | |
| | 5 kg | | 533 kg | |
| | 10 kg | | 527 kg | |
| | 6 kg | | 482 kg | |
| | 45 kg | | 472 kg | |
| | 10 kg | | 442 kg | |
| | 30 kg | | 432 kg | |
| | 10 kg | | 432 kg | |
| | 24 kg | | 408 kg | |
| | 28 kg | | 380 kg | |
| | 38 kg | | 342 kg | |
| | | | 942 kg | |
| | | 15 kg | 927 kg | |
| | 10 kg | | 917 kg | |
| | 10 kg | | 907 kg | |
| | 997 | | | |

classmate

PAGE

Scanned with OKEN Scanner

Agri
Agriculture Officer
Horticulture Training
SVPAC

DATE

ABSTRACT for the month of Dec - 2025
Status of stocks Sale and Distribution of compost

| | | | |
|----|--------------------------------------|---|---------|
| 22 | 1. Previous Balance zone I & II | = | 1264 kg |
| | 2. Received compost zone I | = | 740 kg |
| | 3. Received compost zone - II | = | |
| | 4. Total zone - I & II | = | 2004 kg |
| 2 | 5. Sale of compost zone - I | = | 560 kg |
| 21 | 6. Sale of compost zone - II | = | 437 kg |
| | 7. Utilized of compost zone - I & II | = | 1000 kg |
| 24 | 8. Balance compost | = | 907 kg |

box
Agriculture Officer
Horticulture wing
SVPMC

classmate PAGE

DATE

date ..

classmate PAGE

Scanned with OKEN Scanner

box
Agriculture Officer
Horticulture wing
SVPMC

For the Month of ~

DATE

DATE

| Date | Opening Balance | Particulars | Receive Qty | Sale Qty | Utilized Part/Current Balance | Closing Balance | Remarks |
|--------|-----------------|---------------------------------|-------------|----------|-------------------------------|-----------------|---------|
| 1-1-26 | 907 kg | Sale bill. no. 199057 | | 10 kg | | 897 kg | |
| " | | 199059 | | 21 kg | | 876 kg | |
| " | | 199060 | | 20 kg | | 856 kg | |
| 2-1-26 | | 199061 | | 10 kg | | 846 kg | |
| 3-1-26 | | 199063 | | 20 kg | | 826 kg | |
| " | | 199064 | | 18 kg | | 808 kg | |
| " | | 199432 | Zone - I | 5 kg | | 773 kg | |
| " | | 199433 | " | 10 kg | | 763 kg | |
| " | | 199434 | " | 4 kg | | 777 kg | |
| " | | 199435 | " | 3 kg | | 774 kg | |
| " | | 199436 | " | 5 kg | | 771 kg | |
| " | | Received from MRF Brnooksha Bad | 700 kg | | | 1471 kg | |
| " | | issued to Manje Explanate | | 700 kg | 700 kg | 771 kg | |
| 5-1-26 | | Sale bill. no. 199437 | | 15 kg | | 756 kg | |
| " | | 199438 | | 10 kg | | 746 kg | |
| " | | 199065 | Zone - II | 5 kg | | 741 kg | |
| " | | 199066 | " | 18 kg | | 723 kg | |
| " | | 199067 | " | 15 kg | | 708 kg | |
| 6-1-26 | | 199439 | Zone - I | 15 kg | | 703 kg | |
| " | | 199440-199441 | " | 12 kg | | 719 kg | |
| " | | 199442 | " | 20 kg | | 676 kg | |
| " | | 199444 | " | 15 kg | | 671 kg | |
| 7-1-26 | | 199445 | " | 10 kg | | 661 kg | |
| " | | 199446 to 199447 | " | 12 kg | | 634 kg | |
| 8-1-26 | | Received from MRF Brnookshabad | 250 kg | | | 884 kg | |
| " | | Bill no. 199449 to 199450 | | 250 kg | | 634 kg | |
| " | | 199451 | | 10 kg | | 624 kg | |
| 8-1-26 | | 199453 | | 1 kg | | 613 kg | |
| " | | 199454 | | 2 kg | | 611 kg | |

classmate


PAGE

classmate

PAGE

Scanned with OKEN Scanner

for
Agriculture Officer
Horticulture wing
SVPMC



| DATE | Particulars | Opening Balance | Closing Balance | Remarks |
|---------|--|-----------------|-----------------|---------|
| 1-1-26 | 601 kg Bill No. 199455 | 10 kg | 601 kg | |
| " | 601 kg " 199452 | 10 kg | 591 kg | |
| 2-1-26 | 591 kg " 199452 + 199455 | 22 kg | 569 kg | |
| 3-1-26 | 569 kg " 199452 + 199460 | 28 kg | 561 kg | |
| " | 561 kg " 199461 + 199462 | 25 kg | 536 kg | |
| " | 536 kg " 199463 + 199465 | 21 kg | 515 kg | |
| 10-1-26 | 515 kg Bill No. 199466 | 25 kg | 510 kg | |
| " | 510 kg " 199467 | 5 kg | 505 kg | |
| " | 505 kg " 199469 | 5 kg | 490 kg | |
| 12-1-26 | 490 kg Bill No. 199471 | 10 kg | 480 kg | |
| " | 480 kg " 199472 | 2 kg | 478 kg | |
| 12-1-26 | 478 kg Received Compost from Bhatkalabud (Gen. II) | - | 778 kg | |
| 13-1-26 | 978 kg Bill No. 199071 | 26 kg | 972 kg | |
| " | 972 kg " 199072 | 22 kg | 970 kg | |
| " | 970 kg " 199073 | - | 949 kg | |
| " | 949 kg " 199074 | 30 kg | 919 kg | |
| 13-1-26 | 919 kg Bill No. 199473 | 10 kg | 909 kg | |
| 6-6-1 | 909 kg " 199474 | 10 kg | 899 kg | |
| " | 899 kg " 199475 + 199476 | 39 kg | 858 kg | |
| 15-1-26 | 858 kg Bill No. 199075 | 10 kg | 848 kg | |
| " | 848 kg " 199076 | 5 kg | 841 kg | |
| 16-1-26 | 841 kg Bill No. 199477 + 199478 | 15 kg | 826 kg | |
| " | 826 kg " 199479 | 25 kg | 821 kg | |
| " | 821 kg " 199480 | 10 kg | 811 kg | |
| " | 811 kg " 199481 | 20 kg | 791 kg | |
| 17-1-26 | 791 kg Bill No. 199482 + 199483 | 25 kg | 766 kg | |
| " | 766 kg " 199484 | 18 kg | 748 kg | |
| " | 748 kg " 199485 | 22 kg | 746 kg | |

by Agriculture Officer
Horticulture wing
SVP/MC

| DATE | | Particular | | Received Qty | DATE | | Remaince | |
|---------|-----------------|---------------------------------|-----------|--------------|----------|----------------------|-----------------|--|
| Date | opening Balance | | | | Sale Qty | Utilized Part/Garden | closing Balance | |
| 17.1.26 | 746 kg | Sale bill. no. 199078 | Zone - II | | 10 kg | | 736 kg | |
| " | 736 kg | Sale bill. no. 199079 | " | | 10 kg | | 726 kg | |
| 19.1.26 | 726 kg | Sale bill. no. 199080 | " | | 05 kg | | 721 kg | |
| " | 721 kg | Sale bill. no. 199081 | " | | 15 kg | | 706 kg | |
| " | 706 kg | Sale bill. no. 199083 | " | | 01 kg | | 696 kg | |
| " | 696 kg | Sale bill. no. 199084 | " | | 01 kg | | 686 kg | |
| " | 686 kg | Sale bill. no. 199486 | Zone - I | | 02 kg | | 684 kg | |
| 21.1.26 | 684 kg | Sale bill. no. 199487 to 199490 | " | | 29 kg | | 655 kg | |
| " | 655 kg | Sale bill. no. 199492 | " | | 10 kg | | 645 kg | |
| " | 645 kg | Sale bill. no. 199086 | Zone - II | | 2.500 kg | | 642.500 kg | |
| " | 642.500 kg | Sale bill. no. 199087 | " | | 5 kg | | 637.500 | |
| 22.1.26 | 637.500 | Sale bill. no. 199088 | " | | 10 kg | | 627.500 | |
| " | 627.500 | Sale bill. no. 199089 | " | | 10 kg | | 617.500 | |
| " | 617.500 | Sale bill. no. 199493 | Zone - I | | 16 kg | | 601.500 | |
| " | 601.500 | Sale bill. no. 199494 to 199495 | " | | 07 kg | | 594.500 | |
| " | 594.500 | Sale bill. no. 199496 | " | | 05 kg | | 589.500 | |
| " | 589.500 | Sale bill. no. 199497 | " | | 10 kg | | 579.500 | |
| " | 579.500 | Sale bill. no. 199498 | " | | 05 kg | | 574.500 | |
| 23.1.26 | 574.500 | Sale bill. no. 199499 | " | | 04 kg | | 570.500 | |
| 24.1.26 | 570.500 | Sale bill. no. 199500 | " | | 42 kg | | 528.500 | |
| " | 528.500 | Sale bill. no. 199090 | Zone - I | | 5 kg | | 523.500 | |
| " | 523.500 | Sale bill. no. 199091 | " | | 5 kg | | 518.500 | |
| 27.1.26 | 518.500 | Sale bill. no. 199092 | " | | 15 kg | | 503.500 | |
| " | 503.500 | Sale bill. no. 199093 | " | | 05 kg | | 498.500 | |
| " | 498.500 | Sale bill. no. 200101 | Zone - I | | 15 kg | | 483.500 | |
| 28.1.26 | 483.500 | Sale bill. no. 199095 | Zone - I | | 10 kg | | 473.500 | |
| 29.1.26 | 473.500 | Sale bill. no. 199096 | Zone - II | | 03 kg | | 470.500 | |
| " | 470.500 | Sale bill. no. 199097 | " | | 15 kg | | 455.500 | |

Scanned with OKEN Scanner

toj
Agriculture Officer
Horticulture Training
SVPMC

| DATE <input type="checkbox"/> <input type="checkbox"/> <input type="checkbox"/> <input type="checkbox"/> | | | | DATE <input type="checkbox"/> <input type="checkbox"/> <input type="checkbox"/> <input type="checkbox"/> | | | |
|---|-----------------|----------------------|--------------|--|----------------------|-----------------|---------|
| Date | Opening Balance | Particular | Received Qty | Sales Qty | utilized Pank/Garden | Closing Balance | Remarks |
| 27-1-26 | 455.500 | Sale bill-no. 199098 | Zone - II | 20 kg | | 435.500 | |
| " | 435.500 | Sale bill-no. 199099 | | 20 kg | | 405.500 | |
| 30-1-26 | 405.500 | Sale bill-no. 199100 | | 5 kg | | 400.500 | |
| " | 400.500 | Sale bill-no. 200301 | | 11 kg | | 389.500 | |
| " | 389.500 | Sale bill-no. 200302 | | 10 kg | | 379.500 | |
| " | 379.500 | Sale bill-no. 200303 | | 10 kg | | 369.500 | |
| " | 369.500 | Sale bill-no. 200304 | | 15 kg | | 354.500 | |
| 31-1-26 | 354.500 | Sale bill-no. 200305 | | 10 kg | | 344.500 | |
| " | 344.500 | Sale bill-no. 200306 | | 15.500 | | 329.100 | |
| " | 329.100 | Sale bill-no. 200307 | | 2 kg | | 327.100 | |
| " | 327.100 | Sale bill-no. 200309 | | 8 kg | | 319.100 | |
| " | 319.100 | Sale bill-no. 200310 | | 26 kg | | 293.100 | |
| | | | 1450 | 1364 | 700 kg | | |
| ABSTRACT for the month of Jan-2026 Status of stocks sale and distribution of compost till date... | | | | | | | |
| 1. Previous Balance zone I & II | | | : | 907 kg | | | |
| 2. Received compost zone - I | | | : | 950 kg | | | |
| 3. Received compost zone - II | | | : | 500 kg | | | |
| 4. Total zone I & zone - II | | | : | 2357 kg | | | |
| 5. Sale of compost zone - I | | | : | 831 kg | | | |
| 6. Sale of compost zone - II | | | : | 533 kg | | | |
| 7. utilized of compost zone-I & II | | | : | 700 kg | | | |
| 8. Balance compost. | | | : | 2931 kg | | | |

classmate

PAGE

Agriculture Officer Horticulture wing SVPMC

classmate

PAGE

Scanned with OKEN Scanner


 Agriculture Officer
 Horticulture wing
 SVPMC

For the month of rec

| DATE | | DATE | | | | | |
|---------|-----------------|---|--------------|----------|----------------------|-----------------|---------|
| Date | opening Balance | Particular | Received Qty | Sale Qty | utilized Part/Handen | Closing Balance | Remarks |
| 4.2.26 | 293 kg | Received from MRF Amolika Bad Zone-II | 1000 kg | | | 1293 kg | |
| 5.2.26 | 1293 kg | Sale bill. no. 200317 | | 20 kg | | 1273 kg | |
| " | 1273 kg | Sale bill. no. 200318 | | 10 kg | | 1263 kg | |
| " | 1263 kg | Sale bill. no. 200319 | | 25 kg | | 1238 kg | |
| " | 1238 kg | Sale bill. no. 200320 | | 10 kg | | 1228 kg | |
| 6.2.26 | 1228 kg | Sale bill. no. 200322 | | 10 kg | | 1218 kg | |
| " | 1218 kg | Sale bill. no. 200323 | | 50 kg | | 1168 kg | |
| " | 1168 kg | Sale bill. no. 200324 | | 5 kg | | 1163 kg | |
| " | 1163 kg | Sale bill. no. 200325 | | 7 kg | | 1156 kg | |
| " | 1156 kg | Sale bill. no. 200326 | | 5 kg | | 1151 kg | |
| " | 1151 kg | Sale bill. no. 200327 | | 10 kg | | 1141 kg | |
| " | 1141 kg | Sale bill. no. 200328 | | 12 kg | | 1129 kg | |
| 7.2.26 | 1129 kg | Sale bill. no. 200329 | | 25 kg | | 1104 kg | |
| " | 1104 kg | Sale bill. no. 200331 | | 5 kg | | 1099 kg | |
| " | 1099 kg | Sale bill. no. 200332 | | 10 kg | | 1089 kg | |
| " | 1089 kg | Sale bill. no. 200333 | | 20 kg | | 1069 kg | |
| " | 1069 kg | Sale bill. no. 200335 | | 5 kg | | 1064 kg | |
| " | 1064 kg | Sale bill. no. 200336 | | 20 kg | | 1044 kg | |
| " | 1044 kg | Sale bill. no. 200337 | | 5 kg | | 1039 kg | |
| " | 1039 kg | Sale bill. no. 200338 | | 5 kg | | 1034 kg | |
| 9.2.26 | 1034 kg | Sale bill. no. 200339 | | 20 kg | | 1014 kg | |
| " | 1014 kg | Sale bill. no. 200340 | | 5 kg | | 1009 kg | |
| 10.2.26 | 1009 kg | Sale bill. no. 200342 | | 15 kg | | 994 kg | |
| " | 994 kg | Sale bill. no. 200343 | | 7 kg | | 987 kg | |
| " | 987 kg | bandhi Bank compost yard (Bathich) Zone-I | 100 kg | | | 1087 kg | |
| " | 1087 kg | Sale bill. no. 200116 | | 100 kg | | 987 kg | |
| " | 987 kg | Received from MRF Amolika Bad | 600 kg | | | 1587 kg | |
| 12.2.26 | 1587 kg | Sale bill. no. 200118 | | 5 kg | | 1582 kg | |
| " | 1582 kg | Sale bill. no. 200120 to 200123 | | 64 kg | | 1518 kg | |

classmate PAGE

Scanned with OKEN Scanner


 Agriculture Officer
 Horticulture wing
 SVPIC

| DATE | | DATE | | | | | |
|---------|-----------------|--------------------------------|-------------|----------|--------------------|-----------------|-----------|
| Date | opening balance | Particular | Receive Qty | Sale Qty | utilized Pak/Handu | Closing Balance | Remarks |
| 12-2-26 | 1518 kg | Sale bill no. 200344 | | 20 kg | | 1488 kg | Zone - II |
| 13-2-26 | 1488 kg | Sale bill no. 200345 | | 10 kg | | 1478 kg | Zone - I |
| " | 1478 kg | Sale bill no. 200125 | | 2 kg | | 1476 kg | " |
| 14-2-26 | 1476 kg | Sale bill no. 200127 | | 06 kg | | 1470 kg | " |
| " | 1470 kg | Sale bill no. 200129 to 200132 | | 32 kg | | 1438 kg | Zone - II |
| 6 | 1438 kg | Sale bill no. 200346 | | 25 kg | | 1413 kg | " |
| " | 1413 kg | Sale bill no. 200347 | | 4 kg | | 1409 kg | " |
| " | 1409 kg | Sale bill no. 200348 | | 2 kg | | 1407 kg | " |
| " | 1407 kg | Sale bill no. 200349 | | 5 kg | | 1402 kg | " |
| 16-2-26 | 1402 kg | Sale bill no. 200350 | | 15 kg | | 1387 kg | " |
| " | 1387 kg | Sale bill no. 200351 | | 5 kg | | 1382 kg | " |
| " | 1382 kg | Sale bill no. 200352 | | 10 kg | | 1372 kg | " |
| 7 | 1372 kg | Sale bill no. 200134 to 200136 | | 15 kg | | 1357 kg | Zone - I |
| " | 1357 kg | Sale bill no. 200138 | | 10 kg | | 1347 kg | " |
| " | 1347 kg | Sale bill no. 200139 | | 09 kg | | 1338 kg | " |
| 17-2-26 | 1338 kg | Sale bill no. 200140 | | 02 kg | | 1336 kg | " |
| " | 1336 kg | Sale bill no. 200141 | | 05 kg | | 1331 kg | " |
| 18-2-26 | 1331 kg | Sale bill no. 200142 & 200143 | | 40 kg | | 1291 kg | " |
| 19-2-26 | 1291 kg | Sale bill no. 200145 & 200146 | | 05 kg | | 1286 kg | " |
| " | 1286 kg | Sale bill no. 200147 | | 05 kg | | 1281 kg | " |
| " | 1281 kg | Sale bill no. 200148 | | 02 kg | | 1279 kg | " |
| " | 1279 kg | Sale bill no. 200149 to 200151 | | 29 kg | | 1250 kg | " |
| 20-2-26 | 1250 kg | Sale bill no. 200152 & 200153 | | 50 kg | | 1200 kg | " |
| " | 1200 kg | Sale bill no. 200154 | | 20 kg | | 1180 kg | " |
| " | 1180 kg | Sale bill no. 200155 | | 08 kg | | 1172 kg | " |
| " | 1172 kg | Sale bill no. 200156 | | 20 kg | | 1152 kg | " |
| " | 1152 kg | Sale bill no. 200353 | | 15 kg | | 1137 kg | Zone - I |
| 2-2-26 | 1137 kg | Sale bill no. 200354 | | 15 kg | | 1122 kg | " |
| " | 1122 kg | Sale bill no. 200157 | | 05 kg | | 1117 kg | Zone - I |

classmate

PAGE

classmate

PAGE

Scanned with OKEN Scanner

toj
Agriculture Officer
Horticulture wing
SVPMC

| DATE | | DATE | |
|---------|-----------------|---|--------------|
| Date | opening Balance | Particulate | Received Qty |
| 1-2-26 | 1117 kg | Sale bill no. 200158 Zone - I | - |
| " | 1112 kg | Sale bill no. 200159 " | - |
| 13-2-26 | 1107 kg | Sale bill no. 200160 & 200161 " | - |
| " | 1077 kg | Sale bill no. 200355 Zone - II | - |
| 24-2-26 | 1052 kg | Sale bill no. 200356 " | - |
| " | 1042 kg | Sale bill no. 200357 " | - |
| " | 1037 kg | Sale bill no. 200358 " | - |
| " | 1034 kg | Sale bill no. 200359 " | - |
| " | 1030 kg | Sale bill no. 200163 to 200165 Zone - I | - |
| 25-2-26 | 1000 kg | Sale bill no. 200167 " | - |
| 26-2-26 | 995 kg | Sale bill no. 200169 to 200170 " | - |
| " | 975 kg | Sale bill no. 200173 " | - |
| 27-2-26 | 965 kg | Sale bill no. 200174 " | - |
| " | 940 kg | Sale bill no. 200175 " | - |
| " | 933 kg | Sale bill no. 200361 Zone - II | - |
| 28-2-26 | 928 kg | Sale bill no. 200362 " | - |
| " | 893 kg | Sale bill no. 200363 " | - |
| " | 853 kg | Sale bill no. 200364 " | - |
| " | 843 kg | Sale bill no. 200365 " | - |
| " | 833 kg | Sale bill no. 200177 Zone - I | - |
| " | 828 kg | Sale bill no. 200178 " | - |
| " | 818 kg | Sale bill no. 200180 " | - |
| " | 813 kg | Sale bill no. 200181 " | - |
| | | | 1188 |

| DATE | | DATE | |
|-----------|----------------------|-----------------|---------|
| Sales Qty | utilized Part/Random | Closing Balance | Remarks |
| 05 kg | - | 1112 kg | |
| 05 kg | - | 1107 kg | |
| 30 kg | - | 1077 kg | |
| 25 kg | - | 1052 kg | |
| 10 kg | - | 1042 kg | |
| 5 kg | - | 1037 kg | |
| 3 kg | - | 1034 kg | |
| 4 kg | - | 1030 kg | |
| 30 kg | - | 1000 kg | |
| 05 kg | - | 995 kg | |
| 20 kg | - | 975 kg | |
| 10 kg | - | 965 kg | |
| 25 kg | - | 940 kg | |
| 07 kg | - | 933 kg | |
| 05 kg | - | 928 kg | |
| 35 kg | - | 893 kg | |
| 40 kg | - | 853 kg | |
| 10 kg | - | 843 kg | |
| 10 kg | - | 833 kg | |
| 5 kg | - | 828 kg | |
| 10 kg | - | 818 kg | |
| 5 kg | - | 813 kg | |
| 9 kg | - | 805 kg | |

Zone II = 589
Zone I = 597
1188

classmate

PAGE

classmate

PAGE

Scanned with OKEN Scanner

11th Agriculture & Horticulture Training SVPMC

DATE

ABSTRACT for the month of Feb - 2026
Status of stocks Sale and distribution of compost

| | |
|-------------------------|-------------|
| 1. Previous Balance | zone-I & II |
| 2. Received compost | zone-I |
| 3. Received compost | zone-II |
| 4. Total of zone-I & II | |
| 5. Sale of compost | zone-I |
| 6. Sale of compost | zone-II |
| 7. Utilized of compost | zone-I & II |
| 8. Balance compost | |

Agriculture Officer
Horticulture wing
SVPMC

classmate PAGE

DATE

| |
|---------|
| 293 kg |
| 700 kg |
| 1000 kg |
| 1993 kg |
| 589 kg |
| 805 kg |

classmate PAGE


Scanned with OKEN Scanner

toj
Agriculture Officer
Horticulture wing
SVPMC


DECLARATION

This is to declare that Sri Vijaya Puram Municipal Council (SVPMC) has completed the bioremediation of legacy waste at the Brookshabad site in the year 2024. The remediated waste fractions, including bio-earth, inerts and other materials, have been properly utilized, processed, or disposed of through authorized channels in accordance with applicable environmental norms.

It is further declared that no remediated waste has been dumped in any coastal zones or coastal areas. The Sri Vijaya Puram Municipal Council ensures that all waste management activities are carried out in compliance with the directions of the Hon'ble National Green Tribunal and relevant environmental regulations.



Senior Sanitary Inspector (Dumping Ground)
Sri Vijaya Puram Municipal Council















Assistant Engineer (RW-III, SWM)
Sri Vijaya Puram Municipal Council



Executive Engineer (Works-III, SWM)
Sri Vijaya Puram Municipal Council

Place: Sri Vijaya Puram
Date: 16/03/2026

| Proof Submitted | | | | | |
|-----------------|-----------------------------|--|--|---|--|
| S.NO | BLOCK | NAME OF THE PANCHAYAT HAVING OLD DUMPSITES | RECLAMATION OF OLD LANDFILL (INITIATED/DONE) | BEFORE | AFTER |
| 1 | FERRARGUNJ TOTAL : 3 | CHOLDARI | DONE |  |  |
| 2 | | MANNARGART | DONE | | |
| 3 | | SHOREPOINT | DONE |  |  |
| 4 | MAYABANDER TOTAL : 1 | RAMPUR | DONE |  |  |
| 6 | LITTLE ANDAMAN TOTAL : 3 | R.K PUR | DONE |  |  |
| 7 | | NETAJINAGAR | DONE |  |  |
| 9 | DIGUPUR TOTAL : 2 | RAMNAGAR | DONE |  |  |

| | | | | | | |
|----|------------------|----------------------------|------|--|--|---|
| 13 | RANGAT TOTAL : 5 | LONG ISLAND PRIVATE LAND | DONE | 2000kg of waste recovered and transfer to nearest SLRM centre |  |  |
| 16 | | RANGAT JANAKPUR VILLAGE | DONE | Approx 5MT waste recovered and transfer to nearest SLRM centre |  |  |
| 17 | | KADAMTALA SHANTIPUR CORNER | DONE | approx 600kg waste recovered and transfer to nearest SLRM centre |  |  |

Moving towards Sampurna Swachhata...

Legacy waste from old dumping grounds cleared in A&N Islands

[sbmgramin](#) / [February 25, 2021](#) / [February 25, 2021](#) / [Uncategorized](#)



The old dumping grounds at Shorepoint, Chouldari and Netaji Nagar in Andaman and Nicobar Islands were bursting at the seams with mixed garbage being dumped there from different quarters. With a view to addressing this issue, the Directorate of Rural Development (RD), Andaman and Nicobar Islands organised cleaning of both those areas, allowing residents of the area to breathe a sigh of relief.

The move is an effort by the Department of RD, PRIs and ULBs to enhance rural sanitation as a part of the Swachh Bharat Mission Grameen (SBM-G).

The legacy waste had been lying untreated in those old dumping grounds for decades. They were a major cause for concern as often cattle were seen straying into the area. Also, the stench from the area and smoke polluted the environment.

A few days ago, sanitation workers and officials from the Gram Panchayats in the vicinity gathered a whopping 15000 kgs of dry waste comprising plastic, glass and metal. The waste was segregated and shifted to the solid waste management centre for further processing and recycling by approved recyclers.

Plans are in the pipeline to clear up other such legacy dumping grounds in the UT.

Last year, the Union Territory (UT) of Andaman and Nicobar Islands began the process of developing 26 solid waste management clusters that will undertake the collection, segregation, and bio-composting of all kinds of solid waste and forwarding of plastic waste for road construction. The objective of the initiative was to facilitate the scientific management of solid waste.

In the meantime, all efforts are being made through IEC activities to encourage rural households to segregate waste at source and contribute towards the making of Zero Waste Islands.

4461



Published by sbmgramin

Swachh Bharat Mission is India's first mass movement for a clean nation. Launched on October 2, 2014, the Prime Minister's flagship programme has made the issue of sanitation a national priority. The campaign seeks to make the country open defecation free by October 2, 2019, as a fitting tribute to Mahatma Gandhi on his 150th birth anniversary. We, at the Ministry of Drinking Water and Sanitation manage the Swachh Bharat Mission (Gramin), under which we are constantly working towards the improvement of cleanliness in rural India. Across the country, Swachh Bharat has become a massive movement led by people's participation. We welcome you to our blog, where we have compiled some of the many many success stories of people's participation that we receive from the States and districts. [View all posts by sbmgramin](#)

[Website Powered by WordPress.com.](#)

**Detailed Project Report for Scientific Remediation of 0.9 Lakh MT
Legacy Waste at Brookshabad, Sri Vijaya Puram, South Andaman**

SRI VIJAYA PURAM MUNICIPAL COUNCIL

Indira Bhawan, Mohanpura, Sri Vijaya Puram, South Andaman,

Andaman and Nicobar Islands, Pin 744101

Table of Contents

| | |
|--|----|
| Detailed Project Report for Scientific Remediation of 0.9 Lakh MT Legacy Waste at Brookshabad, Sri Vijaya Puram, South Andaman | 1 |
| I. Executive Summary and Statutory Mandate..... | 3 |
| 1.1 Project Overview and Financial Summary | 3 |
| 1.2 Conformity with Solid Waste Management Rules, 2016..... | 3 |
| II. Site Assessment, Waste Characterization, and Environmental Baseline | 5 |
| 2.1 Dumpsite Description and Inventory | 5 |
| 2.2 Pre-remediation Waste Characterization | 5 |
| 2.3 Environmental Baseline Monitoring Status | 6 |
| III. Technical Design and Integrated Remediation Strategy | 7 |
| 3.1 Selection of Bio-mining Methodology and Phasing | 7 |
| 3.2 Detailed Process Specifications and Equipment..... | 8 |
| 3.3 Environmental Safeguards and Governance | 10 |
| IV. Detailed Project Cost Estimate and Financial Model | 12 |
| 4.1 Cost Structure and Benchmark Reference | 12 |
| 4.2 RDF Export Logistics Cost (Critical Component)..... | 14 |
| V. Material Recovery, Quality Assurance, and Utilization Plan..... | 16 |
| 5.1 Utilization Pathway: Soil-Like Fraction (SLF) / Bio-earth..... | 16 |
| 5.2 Utilization Pathway: Refuse Derived Fuel (RDF) and Combustibles | 16 |
| 5.3 Utilization Pathway: Inert and Construction & Demolition (C&D) Waste..... | 17 |
| 5.4 Quality Testing and Protocol (QA/QC)..... | 17 |
| VI. Monitoring, Safety, and Payment Mechanisms | 19 |
| 6.1 Environmental Monitoring and Compliance..... | 19 |
| 6.2 Weighment Protocol and Payment Terms | 19 |
| 6.3 Health, Safety, and Environmental (HSE) Plan..... | 20 |
| VII. Recommendations | 21 |

I. Executive Summary and Statutory Mandate

This Detailed Project Report (DPR) is submitted by the Sri Vijaya Puram Municipal Council (SVPMC), South Andaman, to the State Level High Powered Committee (SHPC) for sanction of funds under the Swachh Bharat Mission – Urban 2.0 (SBM-U 2.0). The project proposes the comprehensive scientific remediation, encompassing Bio-remediation and Bio-mining, of 90,000 Metric Tons (MT) (0.9 Lakh MT) of legacy waste accumulated at the Brookshabad dumpsite. The successful execution of this project is paramount to achieving the objectives of SBM-U 2.0, specifically the Sustainable Solid Waste Management component, aiming for a ‘Garbage Free City’ status.¹

1.1 Project Overview and Financial Summary

The Brookshabad dumpsite in Sri Vijaya Puram hosts ~0.9 lakh metric tons (LMT) of legacy municipal waste. Left unaddressed, this causes continuous air and water pollution from leachate, methane emissions, and fires. The goal is to completely clear and remediate the dump by *bio-mining* and *bio-remediation* – the preferred method under India’s SWM Rules, 2016 (Schedule I, Clause J) and CPCB guidelines. Capping is explicitly allowed only for residual inert waste (<10%) if bio-mining is infeasible. This 1-year project will (a) excavate, stabilize and screen the waste; (b) segregate fractions for recycling or safe disposal; (c) treat leachate and gas to environmental standards; and (d) restore the site for non-residential use (e.g. parks, waste-processing) per norms. All work will follow CPCB/CPHEEO technical manuals and SBM-U 2.0 guidelines, with IIT/NIT monitoring and strict lab-testing at each stage.

The proposed project involves the excavation, stabilization, mechanical separation, and subsequent 100% utilization of all processed fractions of legacy waste. The estimated project completion timeline is set for 10 to 12 months from the date of work order commencement, ensuring an expedited waste clearance timeline, aligning with directives often issued by monitoring bodies.³ The financial model is anchored to a payment mechanism based exclusively on the certified weight of the processed output, providing transparency and mitigating risk associated with initial volumetric estimations.⁴ Due to the high operational costs associated with island geography—including high labor, equipment logistics, fuel, and the critical need for sea freighting Refuse Derived Fuel (RDF) to the mainland—the estimated cost per MT reflects a necessary island surcharge factor.

1.2 Conformity with Solid Waste Management Rules, 2016

The remediation of the Brookshabad dumpsite is a statutory obligation for the SVPMC under the Solid Waste Management (SWM) Rules, 2016. Specifically, Rule 15(zj) mandates that Urban Local Bodies (ULBs) investigate, analyze, and take necessary action to bio-mine or bio-remediate all old open dumpsites wherever feasible.⁵ The technical procedures prescribed in this DPR are strictly in alignment with the "Guidelines for Disposal of Legacy Waste (Old Municipal Solid Waste)" issued by the Central Pollution Control Board (CPCB) on February 02, 2019.⁷

The critical environmental need for this project is magnified by the location in the Andaman and Nicobar Islands, an ecologically sensitive zone heavily reliant on tourism. Uncontrolled and continuous dumping leads to mountains of waste that generate leachate, a foul liquid damaging surrounding vegetation and contaminating water bodies.⁸ Eliminating this dumpsite is not merely an SWM compliance requirement but a crucial intervention for environmental and economic preservation.⁹ The DPR frames the remediation as essential environmental infrastructure, ensuring compliance with both SWM Rules and broader MoEF&CC guidelines relating to coastal environmental protection.

II. Site Assessment, Waste Characterization, and Environmental Baseline

Rigorous assessment of the dumpsite is the foundation for an effective and compliant DPR, justifying the selected technology and budget.

2.1 Dumpsite Description and Inventory

Brookshabad open dumpsite (un-engineered dump) in South Andaman, under SVPMC jurisdiction. The site is hilly/coastal, posing leachate runoff risk and year-round smoke from burning.

The Brookshabad dumpsite, under the jurisdiction of the SVPMC, is the designated site for this remediation project. The confirmed inventory of legacy waste to be processed is **90,000 MT**. The waste consists of materials accumulated over several decades, likely dating back to the introduction of plastic in the 1970s, which led to mixed waste dumping practices.⁸

To ensure contractual and financial integrity, the DPR acknowledges that while the initial volume is estimated, payment relies on certified output weight. Therefore, the implementation plan necessitates an initial topographical survey to confirm the estimated volume and an *initial stabilization and pre-weighment audit* of a defined pilot batch (e.g., the first 5,000 MT). This audit will allow for calibration of the average density, estimated at around 1.0 MT/m^3 for aged, compacted waste¹⁰, mitigating the risk of future financial disputes arising from inaccurate quantification.

2.2 Pre-remediation Waste Characterization

Around ~90,000 MT existing waste (soil, debris and ash included) occupying ~0.1 million m³ (assuming ~0.8–1.0 t/m³ bulk density). Typical legacy dumps have 60–75% *bio-soil* (degraded organics/fines), 20–30% *combustibles* (plastics, paper – i.e. RDF), ~5–10% *inert* (brick, stone, C&D debris) and a few percent recyclables. For example, an analysis in Karnataka found ~65% soil-like fraction, 25% RDF, 9% inert and <1% recyclables. Older dumps (like Brookshabad) will be high in fines/soil (often ~75% in aged sites) with low organic carbon (3–9%).

Waste characterization involves representative sampling and analysis of the legacy waste as per SWM Rules 2016 and CPCB norms.³ Standard Operating Procedures (SOPs) for sample

preparation and analysis must refer to methodologies like IS 9234 and ASTM D5115.¹¹

Based on typical Indian legacy waste profiles and initial estimates for this region, the anticipated composition of the 90,000 MT is modeled in the Mass Balance Sheet (Section V), with an expected breakdown of:

- **Soil-Like Fraction (SLF):**approx 50%
- **Refuse Derived Fuel (RDF) / Combustibles:**approx 25%
- **Inert / C&D Waste (Stone Debris):**approx 15%
- **Recyclables (Plastics, Metals, Glass):**approx 10%

Crucial to the utilization plan is the characterization of heavy metal concentrations within the fine fraction, as this dictates the permissible end-use of the SLF.¹² High organic and combustible content will also be verified, maximizing the calorific value of the recovered RDF fraction.¹³

2.3 Environmental Baseline Monitoring Status

Current deficiencies at the open dumpsite often include the absence of proper containment systems, resulting in chronic environmental pollution. The site must be categorized as contaminated land, necessitating remediation under the MoEF&CC Guidance Documents for assessment and remediation of contaminated sites.⁷

Due to the sensitive island environment and high annual precipitation, continuous leachate generation is a major concern.⁸ The DPR dictates the commitment of immediate Capital Expenditure (CapEx) toward **proactive leachate management**. This includes installing mechanisms to reduce surface water overflows and ensuring the collection and treatment of any leachate generated from the site, even before the completion of the main bio-mining process, aligning with Step 3/Stage 5 of established remediation protocols.¹⁴ Establishing groundwater monitoring wells and surface water control systems prior to excavation is mandatory.

III. Technical Design and Integrated Remediation Strategy

The remediation process will employ an integrated system of bio-stabilization and multi-stage mechanical sieving, strictly adhering to the technical specifications outlined in the CPCB/CPHEEO guidelines for Bio-mining.⁸

3.1 Selection of Bio-mining Methodology and Phasing

The selection of the processing method must account for local land availability and operational efficiency. Given that island sites may have limited buffer zones, controlled processing methods are preferred. The use of the **Trench Method** or the **Cone Method** for Bio-mining, which requires more controlled areas than the extensive Windrow Method often used in spacious landfill sites, is proposed.⁸

Mobilization & Site Preparation:

- **Survey & Marking:** Detailed topographic survey of dumpsite. Install security fencing, entry/exit gates, weighbridge(s) for all loads (per SBM norms). A dedicated *weighbridge* ensures accurate weighment of excavated waste for transparent payment and monitoring.
- **Utilities & Safety:** Prepare site office, field laboratory setup, access roads and drainage. Provide PPE, fire-control equipment and training. Establish greenbelt around the site per environmental clearance norms.
- **Leachate Handling:** Excavate or grade one side of dump to install an **interception trench**. Channel all leachate runoff into a lined collection sump (ETP/pond) for treatment (e.g. aerated lagoon or constructed wetland). The CPCB guidelines note that legacy heaps behave like saturated “dhokla”, so active leachate harvesting and recirculation (for moisture and bio-culture use) is critical.

The operation will be executed in five distinct phases:

1. **Site Preparation and Infrastructure Setup:** Installation of certified weighbridge, site offices, utilities, and construction of dedicated, covered processing sheds.
2. **Excavation and Bio-stabilization:** Systematic excavation of compacted waste and forming of windrows or trenches.

3. **Mechanical Screening and Segregation:** Using trommels for physical separation into target fractions.
4. **Post-Processing and Dispatch:** Baling of RDF, cleaning of recyclables, and quality testing/channeling of SLF and Inert fractions.
5. **Final Site Reclamation:** Scientific capping and land use development as per SWM Rules, 2016.¹⁴

3.2 Detailed Process Specifications and Equipment

1. Bio-Remediation (Waste Stabilization):

- **Aerobic Treatment:** Begin by *stabilizing* the exposed waste piles. Form *low windrows* ($\leq 2-3$ m high) of waste and regularly spray a suitable microbial *bio-culture* or composting inoculant. Turn the piles every 5–7 days to aerate them. CPCB experience shows this reduces volume $\sim 40\%$ and destroys volatile (odorous) organics within ~ 45 days. A germination bioassay (seed test) will confirm stabilization (sprouting similar to control soil indicates readiness). This aerobic pre-treatment stops fires and readies waste for screening. (Note: Fresh waste receipt at the site should be **halted** during remediation as per SWM rules.)

2. Bio-Mining (Screening & Segregation):

- **Excavation:** After stabilization of initial sections, excavate in manageable lifts (e.g. 2–3 m high strips), working top-down and maintaining safe slopes ($\leq 30^\circ$) to prevent collapse. Spread excavated waste into new windrows or conical heaps. Continue bio-culture spraying and turning for $\sim 1-2$ months until stable.
- **Mechanical Screening:** Once heated decomposition subsides, pass stabilized waste through trommel or vibrating screens (10–20 mm mesh) to separate fractions. Screening yields:
 - **Fines/Bio-Soil:** < 20 mm fraction (organic-mineral mix).
 - **Coarse Combustibles (RDF):** Plastics, cloth, rubber pieces.
 - **Inerts/Debris:** Stones, concrete, ceramics, C&D rubble.
 - **Recyclables:** Metals, glass, timber (removed manually prior to or after screening).

- **Use of Screened Fractions:** In line with CPCB guidance, none of the screened material is discarded as waste:
 - *Biodegraded soil (bio-fines):* If meeting fertilizer/FCO standards, can be used as compost or soil improver scribd.com. Otherwise, it should be used for **non-agricultural** purposes only (e.g. landfilling of low-lying areas, reclaiming mined/infertile lands, road-embankment base, or development of parks) scribd.com scribd.com. Its reuse must follow toxicity tests (pH, heavy metals, leachability).
 - *Combustible fraction:* Non-recyclable plastics and low-grade combustibles are baled or transported to nearest cement plants for co-processing, or to waste-to-energy/RDF facilities on the mainland (Tamil Nadu/Kerala). CPCB explicitly advises sending non-recyclable plastic to hot-mix/plastic road contractors, P2F (plastic-to-fuel) plants or cement kilns scribd.com cpcb.nic.in. Wet organics separated earlier go to compost or biogas if viable (though at Brookshabad all waste is legacy).
 - *Inert debris:* Stones, sand, gravel and C&D material are valuable fill. As noted by CSE and CPCB, these can be used in **infrastructure**: road base/sub-grade, building-fill, retaining walls etc scribd.com cdn.cseindia.org. Local PWD or Public Works departments can absorb stone/sand (high transport cost in islands makes local use optimal). Cemented debris can be crushed for aggregate. A small residue (<5–10%) of mixed or unfilterable refuse will be sent to a scientifically engineered landfill cell scribd.com (capping the rest is not permitted).
 - *Recyclables:* Segregated recyclables (metals, glass, timber) are cleaned and sold to authorized recyclers scribd.com. Cloth/rags can be sold as scrap or incinerated. All end-users will be identified (e.g. Andaman PWD for aggregates, local recyclers for metals, mainland cement WtE plants for RDF) and quantities tracked for billing. Throughout, detailed records will log *quantities* of each fraction, destination, and end-user as required by SBM norms.

Pre-Stabilization (Bio-remediation)

The CPCB emphasizes that true bio-remediation must be carried out, not mere mechanical separation.³ Therefore, pre-stabilization is critical. Excavated waste will be layered in controlled windrows and treated with bio-cultures to accelerate decomposition and reduce moisture content to the desirable level of less than 25%.¹⁵ A significant Capital Expenditure must be allocated for

the construction of **monsoon sheds** covering the primary processing and stabilization areas. This investment is crucial for operational continuity, as the heavy monsoon season in A&N Islands can halt processing, rendering the whole exercise futile if the waste is re-saturated.¹⁵

Mechanical Separation and Downstream Processing

Processing will utilize robust, high-throughput mobile trommels capable of separating the material into key size fractions:

- **< 4 mm:** Soil-Like Fraction (SLF)
- **4 mm to 80 mm:** RDF and Recyclables
- **> 80 mm:** Inert material, C&D waste, and bulky items

Following primary separation, conveyor systems will move the material to secondary screening and manual segregation stations. Essential downstream equipment includes heavy-duty balers for RDF to ensure high-density packaging for containerized sea freight¹⁶ and shredders capable of processing non-recyclable plastics for use in road construction.¹⁷

3.3 Environmental Safeguards and Governance

- **Air & Fire Control:** Mist sprays/water guns to suppress dust during excavation. Monitor ambient air (PM_{2.5}, VOCs) and maintain buffer around site. Trained staff to monitor hotspots; bio-cultures naturally reduce methane/fire risk.
- **Leachate & Runoff:** As excavation progresses, newly exposed layers will release leachate. The lined collection system will catch all leachate for onsite treatment (aeration pond/lagoon) or recirculation in windrows. Treated effluent must meet CPCB norms before discharge.
- **Wastewater/Stormwater:** No untreated effluent leaves site. Site grading will direct rainwater away from active pits.
- **Regulatory Clearances:** Obtain environmental clearance or consent from the A&N Pollution Control Committee for landfill remediation. Comply with SWM Rule 2016 provisions (e.g. site not reopened for waste, handle Schedule I wastes). No further dumping is allowed per SWM Rules.
- **Reuse of Land:** The cleaned site will be repurposed for non-sensitive uses only (e.g. waste-processing yard, sports field, park or parking) as mandated (no habitation/groundwater use for 15 yrs).

Operational protocols must include stringent environmental safeguards. **Dust mitigation** strategies are mandatory, involving the regular use of water sprinklers, installation of wind barriers around processing areas, and adherence to specific CPCB guidelines on dust mitigation during C&D waste handling.⁷ Furthermore, strict protocols are required for fire prevention, including continuous monitoring of temperature within bio-stabilization windrows and RDF storage sheds, as combustible material accumulation poses a significant hazard.¹³

To ensure that the process adheres rigorously to the norms, a crucial measure is the mandated deployment of an **Independent Third-Party Auditing (TPA)** agency. This agency will monitor separation efficiency, verify weighment data, and conduct periodic material quality testing. This dual layer of oversight, by the ULB and the TPA, reinforces project governance and satisfies the SBM-U 2.0 requirement for clear monitoring mechanisms.¹⁴

Monitoring, Testing & Quality Assurance:

- **Third-Party Monitoring:** An IIT/NIT or similar engineering institute will be engaged to independently monitor progress, environmental parameters and technical conformance. They will conduct quarterly technical audits and advise SVPMC.
- **Laboratory Tests:** A NABL-accredited lab will perform: (a) Waste characterization (e.g. moisture, calorific value, heavy metals) at project start; (b) periodic leachate analysis (BOD, heavy metals, pH) as remediation proceeds; (c) Gas monitoring (methane/CO) at the working face; and (d) Screened fractions testing (e.g. fertilizer quality tests for bio-soil fraction, toxicity tests for reuse) as per CPCB guidelines. Test results will govern safe reuse (e.g. only bio-soil meeting FCO norms is used for manure).
- **Documentation & Reporting:** A detailed log of daily operations (volumes moved, machines used), monthly progress reports, and environmental data sheets will be maintained. All monitoring data will be shared with the SBM mission directorate and CPCB as required.

IV. Detailed Project Cost Estimate and Financial Model

The financial viability of the project hinges on a transparent, justifiable cost structure that acknowledges the inherent island surcharge.

Project Timeline (12 Months)

1. **Months 1–2:** Detailed site survey; procure equipment (JCBs, screens, pumps); set up weighbridge(s), site office, leachate sump and treatment units; mobilize manpower; training & orientation.
2. **Months 3–5:** Begin bio-remediation: form and treat windrows of existing waste (aeration cycles). Meanwhile, phase excavation of one portion to install leachate trenches. Initiate first round of stabilization tests (seed bioassay).
3. **Months 6–10:** Ramp up biomining/screening: Continue phased excavation, stabilization, and mechanical screening of each waste block. Simultaneously coordinate off-site transport: send inert to construction projects, RDF to cement kilns/WtE, recyclables to buyers. Maintain ongoing leachate/gas control.
4. **Months 11–12:** Complete final excavation and screening. Treat all residues (harvest leftover leachate, fill remaining inert into designated yards). Conduct final QA tests on treated fractions. Site grading and soil cover for revegetation or alternate use. Hand over reclaimed land per approved plan (e.g. transfer to SVPMC/PWD for green space or waste-management facility). Throughout, regular reviews with SVPMC, A&N environment authorities, and technical monitors to ensure targets are met on schedule.

4.1 Cost Structure and Benchmark Reference

Cost Estimate (Indicative, INR)

(Detailed BOQ will be in the full DPR)

| Item | Qty/Rate | Cost (₹) | Notes & Citations |
|--|--|----------------|--|
| 1. Site Development & Mobilization: | - | 1.0 Cr | Fencing, roads, weighbridge(s) (~2 nos.), offices, greenbelt, ETP tanks etc. |
| 2. Earthwork (Bio-rem & Biomining): | 112,500 m ³ @ ₹550/m ³ | 6.19 Cr | Based on CPCB O&M rate ₹400–700/m ³ . Avg ₹550. |

| Item | Qty/Rate | Cost (₹) | Notes & Citations |
|---|------------------------|-----------------|---|
| – Excavation & windrow turning | (included above) | - | JCB/tractor hire, fuel, labor. |
| – Bio-culture & additives | Lumpsum | - | Compost cultures, inoculants for stabilization. |
| 3. Screening Equipment: | Lump-sum / rental | 1.0 Cr | Trommel screens, sieves, conveyors (rental or purchase amortized). |
| 4. Transport & Utilization of Fractions: | | 1.5 Cr | Off-site haulage: inerts to PWD, combustibles to cement WtE (sea freight). |
| 5. Lab Testing & Monitoring: | ~15 tests @ ₹1.5L each | 0.25 Cr | Composition, leachate, gas, FCO tests scribd.com . |
| 6. Third-Party Monitoring: | (Annual contract) | 0.25 Cr | IIT/NIT consultancy, site audits, reporting. |
| Total (approx.) | | 10.16 Cr | |

- **Basis:** Item 2 is the largest (earthmoving & stabilization): 112,500 m³ covers ~90,000 t (at 0.8 t/m³). At ₹550/m³, ~₹62Cr. Other items (weighbridge ~₹0.5Cr; equipment ~₹3Cr; transport ~₹5Cr; testing/monitoring ~₹0.5Cr). A 10% contingency (~₹7Cr) is prudent. Thus ~₹80Cr total.
- **Funding:** Under SBM-U 2.0, center grants ₹550/t for legacy waste (capped). For 90,000 t, central share ~₹4.95Cr; State/UT share ~₹9.9Cr (as 2/3 of project). Remainder (~₹65Cr) must come from the SVPMC/state urban budget or additional schemes. **Note:** Detailed costing will align with SBM norms; any savings (e.g. through reuse of inert locally) will reduce net expenditure.
- **Rate References:** Costs align with CPCB guidelines (₹400–700/m³ for bio-mining). Third-party lab/monitoring costs follow CPCB & MoHUA charter guidelines.

The average cost of processing legacy waste in mainland India ranges from Rupees 750 to 900 per MT, extending up to Rupees 1,000 per MT in extraordinary cases.¹⁰ For the SVPMC, this base rate is significantly impacted by remote logistics. Operational costs in the A&N Islands are magnified due to:

1. Higher labor costs (non-local labor requires housing and increased wages).
2. High fuel and utility costs (including generator operation due to unstable power).
3. Exorbitant costs for transporting equipment spares and specialized bio-cultures.
4. The dominant factor: mandatory sea freight for RDF and recyclables to the mainland.

Therefore, the Base Processing Rate (R) is benchmarked against the higher mainland rate (Rs 1,000/MT) and scaled up by a minimum 1.5x factor for general operational uplift, with the RDF

logistics cost itemized separately.

The total estimated project cost (E) is calculated using the quantity-based payment formula mandated by recent SWM projects: $E = CapEx + (W * R)$, where W is the total certified output weight of materials moved out, and R is the validated, all-inclusive rate per MT for processing and channeling.⁴

4.2 RDF Export Logistics Cost (Critical Component)

The requirement to channel incinerable fractions to the mainland for co-incineration or Waste-to-Energy facilities¹¹ introduces the largest variable operating cost. The estimated 25% RDF fraction amounts to approximately **22,500 MT** which must be shipped out of Port Blair.

While bulk cargo shipping is generally the cheapest method for moving large quantities over long distances¹⁹, RDF transport requires high-density baling and often containerization (20-foot or 40-foot units) for safe handling and maritime compliance.¹⁶ Freight rates (Port Blair to mainland ports like Chennai or Vizag, which are closest to coastal cement plants) are subject to global volatility.²⁰

The cost per MT for processing and utilization must therefore incorporate road haulage from Brookshabad to Port Blair Port, port handling charges, and the substantial sea freight charges. Given the complexity, this logistics cost alone may exceed the operational cost of the physical processing itself. This necessary expense must be fully justified to the SHPC as an unavoidable geographical constraint for a non-landfilling, zero-waste operation. A substantial contingency budget (e.g., 10-15% of the total logistics cost) is required to mitigate risks associated with volatile global shipping costs.

| Fraction | End-User / Utilization | Statutory Basis |
|---|---|--|
| Soil-Like Fraction (SLF) / Bio-earth | Non-agricultural use, Dumpsite capping, Embankment filling. | CPCB Norms, SWM Rules 2016, Rule 15(zj) |
| Refuse Derived Fuel (RDF) / Combustible | Mainland Cement Kilns (Co-processing) / WtE Facilities | SWM Rules 2016, CPCB Co-processing Guidelines |
| Inert Material / Stone Debris | Civil works, Road construction, Low-lying area filling | SWM Rules 2016, A&N Admin Road Norms ¹⁷ |
| Recyclables (Plastic, | Authorized Recyclers | SWM Rules 2016 |

| | | |
|---|--|------------------------------------|
| Metal, Glass) | (Transported to Mainland) | |
| Residual Rejects (Sanitary Landfill) | Scientific Sanitary Landfill Cell (If required) | Limit set to max 10% ¹⁵ |

Note: The total estimated output weight (90,000 MT) forms the basis for payment calculation.

Table for reference, as per the fraction in percentage arrived during last Bio-remediation done at Brookshabad. (Utilization/Disposal of Extracted Fractions)

| Material Type | Quantity (Tonnes) | Waste Composition (%) |
|-----------------|-------------------|-----------------------|
| Bio earth | 21,932 | 22.1 |
| Inerts & stones | 74,642 | 75.33 |
| RDF and others | 2,119.04 | 2.138 |

Institutional & Implementation Arrangements

- **Executing Agency:** SVPMC will oversee day-to-day work via its SWM department. Experienced contractors (with legacy-waste expertise) will be engaged through transparent tendering. Preference for local firms with required equipment.
- **Technical Oversight:** A technical support unit (TSU) from a premier institute (IIT/NIT) will provide design advice, supervise method adherence, and certify completion. They will validate weighbridge readings, fraction quality, and compliance testing.
- **Coordination:** SVPMC will coordinate with: (a) A&N State Pollution Control Committee for environmental consents; (b) MoHUA/SBM-U mission for fund release; (c) Local agencies (PWD, cement plants, recyclers) for material offtake. Monthly stakeholder meetings will ensure smooth flow.

Compliance & Governance

- All work follows the CPCB Legacy Waste Guidelines (2019) and CPHEEO/CPHEEO SWM Manual. CPCB emphasizes **clearing** over capping, which is adopted here. Environmental norms (air, water, and groundwater) will be met as per CPCB standards. A Swachhata Action Plan will be prepared, and progress reported to the State High-Powered Committee. The cleared land will not be used for habitation for at least 15 years as per SWM Rule Schedule-I; instead, reuse will prioritize waste handling infrastructure

or green/open space.

V. Material Recovery, Quality Assurance, and Utilization Plan

The project's central commitment is to achieve maximum resource recovery, aiming for minimum 90% utilization and limiting residual inert rejects to a maximum of 10%.¹⁵ This strict adherence to the zero-landfill mandate ensures SWM Rules 2016 compliance.

5.1 Utilization Pathway: Soil-Like Fraction (SLF) / Bio-earth

The recovered fine fraction (estimated 45,000 MT) must be tested to confirm stabilization and non-toxicity before utilization.³ The utilization of Soil-Like Material (SLM) is **strictly restricted to non-agricultural practices**.²¹ This crucial limitation prevents the introduction of potential heavy metals or contaminants into the food chain, a requirement often stressed by monitoring bodies.²²

End-User Commitment (SVPMC):

The SVPMC commits the treated SLF to internal projects, including:

1. **Final Site Reclamation:** Use as daily cover and final layer material for scientific capping of the remediated Brookshabad dumpsite itself.¹⁴
2. **Municipal Civil Works:** Use for road embankment filling, leveling, and development of parkland or recreational sites within the SVPMC jurisdiction.

5.2 Utilization Pathway: Refuse Derived Fuel (RDF) and Combustibles

The combustible fraction (estimated 22,500 MT) is converted into high-calorific RDF through shredding and baling.¹³

Mainland Channeling and End-User Details:

Due to the absence of high-capacity cement kilns or waste-to-energy (WtE) facilities in A&N

Islands, the RDF must be transported to the mainland. Potential end-users include major cement manufacturers with kilns in coastal South India (Tamil Nadu or Andhra Pradesh), which are within the viable economic range for Port Blair maritime transport.¹¹ Cement kilns are proven end-users as they utilize RDF as an alternative fuel, leveraging the high temperatures required for clinker production (above 2000°C).¹³

The DPR mandates the execution of formal Memoranda of Understanding (MoUs) with specific mainland cement companies for receiving the 22,500 MT of baled RDF, in strict adherence to the CPCB Revised Guidelines for Pre-Processing and Co-Processing of Wastes in Cement Plants.²³

5.3 Utilization Pathway: Inert and Construction & Demolition (C&D) Waste

The inert material, stone debris, and segregated C&D waste (estimated 13,500 MT) will be primarily channeled locally for governmental infrastructure needs. The A&N Administration already employs the use of shredded plastic waste (typically 8-10% inclusion) in road construction.¹⁷

End-User Details:

The SVPMC commits the inert and C&D fraction for mandatory use in civil works, road layering, and filling of low-lying areas within the ULB and surrounding government projects (e.g., PWD or Port Authority projects). This strategy ensures maximum local utilization of the most challenging fraction, minimizing the volume requiring final sanitary disposal.

5.4 Quality Testing and Protocol (QA/QC)

Stringent quality assurance and control (QA/QC) are essential for validating the safety and marketability of all processed fractions. Testing must be performed periodically on input waste and output fractions using BIS standards where available.²⁴ In the absence of specific BIS standards for certain solid waste parameters (e.g., ash, chlorine, sulphur), international standards such as ASTM (e.g., ASTM E829, E955, E790) will be used.¹¹

SLF Quality Testing:

The critical test for SLF is the analysis of heavy metals. Although specific CPCB limits for non-agricultural use are continuously refined, the material must conform to stringent environmental standards, often benchmarking against international guidelines (e.g., limits for Cadmium (Cd) or Mercury (Hg)) to ensure non-toxicity.¹²

RDF Quality Testing and Maritime Certification:

For RDF, key parameters include calorific value, moisture content, ash, and chlorine/sulphur levels.¹¹ To satisfy maritime transport regulations, RDF bales must be tested and certified by a CPCB-accredited laboratory for moisture and flammability parameters *prior* to port dispatch. Obtaining this specialized certification is mandatory to prevent potential delays, refusal by shipping lines, or safety incidents during sea freight, ensuring the successful channeling of this critical fraction.¹¹

VI. Monitoring, Safety, and Payment Mechanisms

This section ensures institutional accountability and defines the financial procedures, guaranteeing compliance with SBM-U 2.0 requirements for monitoring and evaluation.

6.1 Environmental Monitoring and Compliance

The State Pollution Control Board (SPCB) or Pollution Control Committee is mandated to monitor environmental standards and adherence to conditions specified under the SWM Rules 2016 at least twice a year.⁵

The project requires a detailed monitoring matrix conforming to SWM Rules 2016 Schedules I (Specifications for landfilling), Schedule II (Collection, Segregation, Transport specifications), and Schedule III (Standards for composting, leachate, and incineration).²⁶

Monitoring Schedule:

- **Operational Phase:** Daily monitoring of fugitive emissions (dust and noise); monthly monitoring of Ambient Air Quality (AAQ); and periodic testing of leachate collected for physical, chemical, and heavy metal parameters.¹⁴
- **Post-Closure Phase:** Long-term monitoring of the reclaimed site for a minimum of five years, including groundwater quality checks and stability assessment, critical for securing post-O&M SBM 2.0 funding.²⁷

Beyond simple adherence to output quality, monitoring efforts must assess the **process efficiency** itself. This includes verifiable checks on the bio-stabilization phase, such as tracking moisture reduction and temperature profiles in windrows, ensuring the payment is for genuinely bio-remediated material, not just mechanically sorted waste.³ The SVPMC must commit to periodic (quarterly) reporting to the State Pollution Control Board, detailing progress against the 90,000 MT target, environmental monitoring results, and audited weightment data, reinforcing governance to the SHPC.

6.2 Weightment Protocol and Payment Terms

The payment for legacy waste remediation is designed to be fully transparent, based entirely on the certified weight of the material successfully processed and channeled for utilization.⁴

Payment Calculation Formula:

Payment (P) will be calculated based on the formula:

$$P = W * R$$

Where W is the arithmetic sum of the weight of all processed materials (RDF, SLF, Recyclables, C&D waste, Inert material) in Metric Tons moving out from the dumpsite for utilization.⁴ R is the agreed-upon, all-inclusive rate per Metric Ton.

Verification Mechanism:

1. **Weighbridge Installation:** A certified, digitized weighbridge must be installed and operated by the SVPMC at the site entrance/exit.
2. **Certification:** Payment requests submitted by the contractor must be accompanied by monthly weighment certificates verified by the Independent TPA and the authorized ULB representative.
3. **Auditing:** This output-based financial protocol mitigates the risk of relying on highly variable volumetric estimates, ensuring that the SVPMC pays only for documented, processed material, which is a prudent financial practice, especially in high-cost island operations.¹⁰

6.3 Health, Safety, and Environmental (HSE) Plan

A mandatory Health, Safety, and Environmental plan must be implemented to protect workers and the surrounding environment. This plan includes the provision of appropriate Personal Protective Equipment (PPE), comprehensive training on handling potentially hazardous legacy waste, and detailed emergency response protocols for fire incidents or chemical exposure. Furthermore, the contractor must secure mandatory insurance and environmental liability coverage, addressing risks associated with environmental damage and penalties outlined in the SWM Rules.²³

VII. Recommendations

The remediation of 90,000 MT of legacy waste at Brookshabad, Sri Vijaya Puram, is an environmental imperative for the SVPSC under SWM Rules 2016 and SBM-U 2.0. The high cost estimate is structurally necessitated by the specialized logistics required for scientific waste management in the Andaman and Nicobar Islands, particularly the mandatory sea transport of the RDF fraction to the mainland.


The project is technically robust, relying on CPCB/CPHEEO protocols, and financially auditable via the mandated weight-based payment system. By establishing clear end-user commitments for 100% of the processed material channelling SLF and Inert fractions locally for non-agricultural civil works, and securing MoUs with mainland cement industry partners for RDF co-processing, the SVPSC demonstrates full commitment to the 'Zero-Landfill' objective.

The SHPC is strongly recommended to sanction the requested SBM-U 2.0 funds, recognizing that the estimated cost reflects the critical **Island Surcharge Factor** essential for high-standard environmental compliance and the successful reclamation of this vital public land. The implementation of the Third-Party Auditing and rigorous compliance monitoring, as detailed in this DPR, will ensure the project delivers its environmental and infrastructural objectives within the stipulated timeline.

VIII. References

1. Urban 2.0 - Swachh Bharat Mission, accessed on November 15, 2025, <https://sbmurban.org/storage/app/media/pdf/swachh-bharat-2.pdf>
2. Guidelines For SBM-Urban 2.0-V21 (29.9.21) | PDF | Wastewater - Scribd, accessed on November 15, 2025, <https://www.scribd.com/document/534358629/Guidelines-for-SBM-Urban-2-0-V21-29-9-21>
3. before the hon'ble national green tribunal - principal bench, new delhi - original application no. 519/2019 - CPCB, accessed on November 15, 2025, https://cpcb.nic.in/uploads/MSW/reports_1.pdf
4. Request for Proposal - MCD, accessed on November 15, 2025, [https://mcdonline.nic.in/portal/downloadFile/rfp_reg_disposal_of_20_lakh_mt_\(2nd_phase\)_of_legacy_waste_by_bio-remediation_and_bio-mining_at_okhla_dumpsite_delhi_230724122227727.pdf](https://mcdonline.nic.in/portal/downloadFile/rfp_reg_disposal_of_20_lakh_mt_(2nd_phase)_of_legacy_waste_by_bio-remediation_and_bio-mining_at_okhla_dumpsite_delhi_230724122227727.pdf)
5. THE SOLID WASTE MANAGEMENT RULES, 2016 - Invest Meghalaya, accessed on November 15, 2025, https://investmeghalaya.gov.in/resources/homePage/17/megeodb/rules/Solid_Waste_Management_Rules.pdf
6. Solid Waste Management Rules, 2016, accessed on November 15, 2025, <https://site.bbmp.gov.in/documents/SWM-Rules-2016.pdf>
7. CPCB's Technical Guidelines/SOPs - CPCB | Central Pollution Control Board, accessed on November 15, 2025, <https://cpcb.nic.in/cpcb-technical-guidelines-sops/>
8. Guidelines for Disposal of Legacy Waste (Old Municipal ... - CPCB, accessed on November 15, 2025, https://cpcb.nic.in/uploads/LegacyWasteBiomining_guidelines_29.04.2019.pdf
9. Solid Waste Management in the Pacific: Financial Arrangements, accessed on November 15, 2025, <https://prdrse4all.spc.int/sites/default/files/solid-waste-management-financial-arrangements.pdf>
10. 'Rs 55 crore for biomining waste extraordinarily high' | Kochi News - Times of India, accessed on November 15, 2025, <https://timesofindia.indiatimes.com/city/kochi/rs-55-crore-for-biomining-waste-extraordinarily-high/articleshow/80433281.cms>
11. Usage of RefUse DeRiveD fUel in vaRioUs inDUstRies - Swachh Bharat Mission, accessed on November 15, 2025, <https://sbmurban.org/storage/app/media/pdf/SBM%20RDF%20Guidelines.pdf>
12. Heavy Metals and Organic Compounds from Wastes Used as Organic Fertilisers, accessed on November 15, 2025, https://ec.europa.eu/environment/pdf/waste/compost/hm_annex2.pdf
13. How Much Does an RDF Plant Cost? - GEP ECOTECH, accessed on November 15, 2025, <https://www.aishred.com/release/how-much-does-a-rdf-plant-cost.html>
14. CHECKLIST for Conducting Legacy Waste Dumpsite Remediation, accessed on November 15, 2025, https://sbmurban.org/storage/app/media/pdf/sbm_knowledge_center/GIZ-Waste-Dumpsite.pdf
15. pre-bid clarifications for biomining of legacy waste located at the dumpsite in bhuasuni, bhubaneswar via management contract, dtd. 10.10.2019, accessed on November 15, 2025, https://cms.bhubaneswarone.in/uploadDocuments/Tender/TenderFile_020210305_231229.pdf
16. Shipping Container Prices in India - Pazago Blogs, accessed on November 15, 2025, <https://blog.pazago.com/post/shipping-container-cost-in-india>

17. COMPLIANCE STATUS OF HON'BLE NATIONAL GREEN TRIBUNAL DIRECTIONS IN O.A. NO. 606 OF 2018 29.09.2022, accessed on November 15, 2025, [https://www.greentribunal.gov.in/sites/default/files/news_updates/REPORT-PRESENTATION%20BY%20CHIEF%20SECRETARY,%20ANDAMAN%20NICOBAR%20ADMINISTRATION%20IN%20OA%20NO.%20606%20of%202018%20\(COMPLIANCE%20OF%20MSW%20MANAGEMENT%20RULES,%202016\).pdf](https://www.greentribunal.gov.in/sites/default/files/news_updates/REPORT-PRESENTATION%20BY%20CHIEF%20SECRETARY,%20ANDAMAN%20NICOBAR%20ADMINISTRATION%20IN%20OA%20NO.%20606%20of%202018%20(COMPLIANCE%20OF%20MSW%20MANAGEMENT%20RULES,%202016).pdf)
18. DUMPSITE MANAGEMENT IN INDIA - Centre for Science and Environment, accessed on November 15, 2025, <https://www.cseindia.org/content/downloadreports/10487>
19. Bulk Shipment Services: Types, Process & Cost Guide (2025) - AAJ Swift, accessed on November 15, 2025, <https://www.aajswift.com/blog/bulk-shipment>
20. Shipping Container Costs in India | Falcon Freight, accessed on November 15, 2025, <https://falconfreight.com/shipping-container-costs-in-india/>
21. Selection Of Bidder for the treatment of Legacy Waste through Bio-remediation - LUCKNOW NAGAR NIGAM, accessed on November 15, 2025, <https://lmc.up.nic.in/pdf/SelectionOfBidderforthetreatmentofLegacyWastethroughBioremediation.pdf>
22. Guidelines for Utilisation of Treated Effluent in Irrigation - CPCB, accessed on November 15, 2025, <https://cpcb.nic.in/NGT/Guidelines-UTE-Irrigation.pdf>
23. Technical guidelines - CPCB | Central Pollution Control Board, accessed on November 15, 2025, <https://cpcb.nic.in/technical-guidelines/>
24. INDIAN STANDARDS ON SUSTAINABLE PACKAGING - BIS, accessed on November 15, 2025, https://www.bis.gov.in/wp-content/uploads/2023/01/Final-handbook-coloured_F_compressed.pdf
25. Levels of heavy metals in wastewater and soil samples from open drainage channels in Nairobi, Kenya: community health implication - PMC, accessed on November 15, 2025, <https://pmc.ncbi.nlm.nih.gov/articles/PMC7242368/>
26. Municipal Solid waste Rules - CPCB | Central Pollution Control Board, accessed on November 15, 2025, <https://cpcb.nic.in/municipal-solid-waste-rules/>
27. GARBAGE FREE CITY - Swachh Bharat Mission, accessed on November 15, 2025, <https://sbmurban.org/storage/app/media/pdf/PPTs%20for%20Workshop%20on%20Remediation%20of%20Legacy%20Waste%20Dumpsite%20-%2024%20Nov%202021.pdf>



अटल द्वीपीय समुद्र विज्ञान एवं प्रौद्योगिकी केंद्र
ATAL CENTRE FOR OCEAN SCIENCE AND TECHNOLOGY FOR ISLANDS
राष्ट्रीय समुद्र प्रौद्योगिकी संस्थान
NATIONAL INSTITUTE OF OCEAN TECHNOLOGY
(पृथ्वी विज्ञान मंत्रालय, भारत सरकार)
(MINISTRY OF EARTH SCIENCES, GOVERNMENT OF INDIA)
डॉलीगंज, श्री विजयपुरम-७४४ १०३, अंडमान तथा निकोबार द्वीप समूह
DOLLYGUNJ, SRI VIJAYA PURAM - 744103, ANDAMAN AND NICOBAR ISLANDS
Phone: +91 (0) 3192 225095, 225083, 225011, 225089; Email: acosti@niot.res.in

संख्या:Ref: ACOSTI/MBT/GEN/2025-26/135

तिथि/Date: 07.08.2025

सेवा में / To

The Executive Engineer (Water Works)
Office of the Municipal Council
Sri Vijaya Puram

महोदय / Sir

विषय/Sub: Submission of test results of Faecal Coliform Parameter of wastewater samples - reg.

संदर्भ/Ref: Your letter F. No. 2/AE-II/WW/MC/2025-26//, dt: 28.07.2025.

With regard to the above, please find enclosed the Faecal Coliform Parameter test results for the samples submitted by your esteemed office.

This is for your kind information and necessary action please.

धन्यवाद / Thanking you

भवदीय / Yours faithfully

डॉ. दिलीप कुमार झा

Dr. Dilip Kumar Jha

प्रभारी अधिकारी

Officer-In-Charge



WATER QUALITY TEST REPORT

| | |
|------------------------------------|--|
| Name of Client and Address: | The Executive Engineer (Water works), O/o Sri Vijaya Puram Municipal Council, Indira Bhawan, Mohanpura, Sri Vijaya Puram, South Andaman, A&N Islands, Pin-744101 |
|------------------------------------|--|

SAMPLE DETAILS

| | | | |
|--|-----------------------------|--|------------|
| Sample Type | Sewage Water | Sample Code | Annexure-1 |
| Sample Location | Annexure-1 | Sample collected on | 29.07.2025 |
| Sample conditions at Receipt | Fit for analysis | Sample Received & Test Commenced on | 29.07.2025 |
| Sample Quantity & Packing | Microbiology sample bottles | Test Completed on | 31.07.2025 |
| Information Provided by Client: WASTE WATER SAMPLE COLLECTION FROM MAJOR DRAINS, SRI VIJAYA PURAM | | | |

TEST RESULTS

| Sl.No. | PARAMETERS | TEST METHOD | UNIT | RESULT |
|--------|----------------|--------------|-----------|------------|
| 1 | Fecal Coliform | IS 1622:1981 | MPN/100mL | Annexure-1 |

Note: The Sample is submitted by the client, and the results apply to the sample as received.





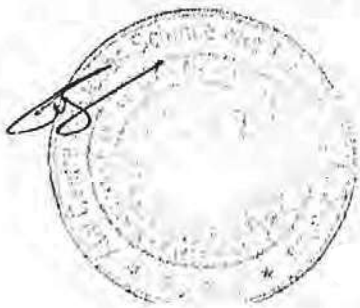
Annexure-1

| S.No. | Sample Code | Name of Drain | Location/ Place of Sampling | RESULT (MPN/100mL) |
|-------|-------------|--|-----------------------------|--------------------|
| 1. | 1-1 | Hallow Block via Karan Trading | Drain end point | 500 |
| | 1-2 | Sea Point | Receiving sea point | 170 |
| 2. | 2-1 | Kali Mandir | Drain end point | 900 |
| | 2-2 | Sea Point | Receiving sea point | 500 |
| 3. | 3-1 | Cooperative Colony to Mahindra Showroom | Drain end point | 350 |
| | 3-2 | Sea Point | Receiving sea point | 280 |
| 4. | 4-1 | Corbyn's Cove (Stretch - 2) | Drain end point | 1600 |
| | 4-2 | Sea Point | Receiving sea point | 900 |
| 5. | 5-1 | Garacharma School | Drain end point | 350 |
| | 5-2 | Sea Point | Receiving sea point | 350 |
| 6. | 6-1 | Corbyn's Cove (Stretch - 1) [Doctor's Colony] | Drain end point | 1600 |
| | 6-2 | Sea Point | Receiving sea point | 900 |
| 7. | 7-1 | Fisherman Colony | Drain end point | 500 |
| | 7-2 | Sea Point | Receiving sea point | 350 |
| 8. | 8-1 | Mazar Pahad Area | Drain end point | 350 |
| | 8-2 | Sea Point | Receiving sea point | 300 |
| 9. | 9-1 | Telugu Basthi | Drain end point | 1600 |
| | 9-2 | Sea Point | Receiving sea point | 900 |
| 10. | 10-1 | Jail Complex, Prathapur | Drain end point | 220 |
| | 10-2 | Sea Point | Receiving sea point | 170 |
| 11. | 11-1 | RK Mission | Drain end point | 900 |
| | 11-2 | Sea Point | Receiving sea point | 350 |
| 12. | 12-1 | Haddo Jetty Road | Drain end point | 1600 |
| | 12-2 | Sea Point | Receiving sea point | 900 |
| 13. | 13-1 | Seashore Road, Haddo | Drain end point | 1600 |
| | 13-2 | Sea Point | Receiving sea point | 900 |
| 14. | 14-1 | LIC Office Front Side | Drain end point | 900 |
| | 14-2 | Sea Point | Receiving sea point | 350 |
| 15. | 15-1 | Diganabad Drain | Drain end point | 1600 |
| | 15-2 | Sea Point | Receiving sea point | 500 |
| 16. | 16-1 | Junglighat Road Kalyan Mandapam | Drain end point | 1600 |
| | 16-2 | Sea Point | Receiving sea point | 1600 |
| 17. | 17-1 | NGO Colony | Drain end point | 1600 |
| | 17-2 | Sea Point | Receiving sea point | 500 |
| 18. | 18-1 | Ayush Hospital Back Side | Drain end point | 1600 |
| | 18-2 | Sea Point | Receiving sea point | 1600 |
| 19. | 19-1 | Prem Nagar Burning Ghat | Drain end point | 1600 |
| | 19-2 | Sea Point | Receiving sea point | 1600 |
| 20. | 20-1 | Vijay Baugh | Drain end point | 900 |
| | 20-2 | Sea Point | Receiving sea point | 500 |

Note: 1. Acceptable Limit: 500 MPN/100 mL

2. Maximum permissible: 2500 MPN/100mL

Criteria as per the Ministry of Environment and Forests Notification Dated 25th September, 2000 (PART II—Section 3—Sub-section (i)) for PRIMARY WATER QUALITY CRITERIA FOR BATHING WATER (Water used for organized outdoor bathing)





भारत का राजपत्र The Gazette of India

असाधारण

EXTRAORDINARY

भाग II—खण्ड 3—उप-खण्ड (i)

PART II—Section 3—Sub-section (i)

प्राधिकार से प्रकाशित

PUBLISHED BY AUTHORITY

सं. 494]

नई दिल्ली, सोमवार, सितम्बर 25, 2000/आश्विन 3, 1922

No. 494]

NEW DELHI, MONDAY, SEPTEMBER 25, 2000/ASVINA 3, 1922

पर्यावरण और वन मंत्रालय

अधिसूचना

नई दिल्ली, 25 सितम्बर, 2000

सा. का. नि. 742(अ).—केन्द्रीय सरकार, पर्यावरण (संरक्षण) अधिनियम, 1996 (1996 का 29) की धारा 6 और धारा 25 द्वारा प्रदत्त शक्तियों का प्रयोग करते हुए, पर्यावरण (संरक्षण) नियम, 1996 का और संशोधन करने के लिए निम्नलिखित नियम बनाती है, अर्थात्—

1. (1) इन नियमों का संक्षिप्त नाम पर्यावरण (संरक्षण) संशोधन नियम, 2000 है।

(2) इस अधिसूचना में अन्यथा जैसा उपबंधित है उसके सिवाय, वे राजपत्र में प्रकाशन की तारीख को प्रवृत्त होंगे।

2. पर्यावरण (संरक्षण) नियम, 1986 में,—

(1) अनुसूची 1 में पटाखों के लिए शोर मानकों से संबंधित क्रम संख्याक 89 और उससे संबंधित प्रविष्टियों के पश्चात् निम्नलिखित क्रम संख्याक और उनसे संबंधित प्रविष्टियां अन्तःस्थापित की जाएंगी, अर्थात् :—

“90. कोयला खानों के लिए मानक

1. वायु क्वालिटी मानक

निम्नलिखित धूल उत्पादक स्रोतों से 500 मीटर की दूरी पर प्रबल हवा की दशा पर विचार करते हुए नीचे की ओर हवा की दिशा में निलंबित कणिकीय पदार्थ (एस. पी. एम.), अन्तः श्वसनोय कणिकीय पदार्थ (आर. पी. एम.), सल्फर डाईआक्साइड (एस ओ₂) और नाइट्रोजन आक्साइड (एन ओ₂) का संकेन्द्रण नीचे दी गई मारणी-I, और II, और III में विनिर्दिष्ट मानकों से अधिक नहीं होगा।

धूल उत्पादन के स्रोत

लदाई या उतराई, कर्षण मड़क, कोयला परिवहन मड़क, कोयला हथालने का संयंत्र (मी. एच. वी.) रेल सरकवां, विस्फोट, छेदन, अधिक ऊंचे ढेर या कोई अन्य धूल उत्पादन के बाहरी स्रोत जैसे कोक भट्टी (कठोर तथा मुलायम), इष्टिका उद्योग, पास की मड़क आदि।

- टिप्पण :—1. जहां उपचारित बहिस्त्राव ऐसे नगर सीवर में डाला जाता है जो अंतिम उपचार संयंत्र में जाता है, वहां जैव-रसायन आक्सीजन मांग (बी ओ डी) की 100 मि.ग्रा./लि. तक और रसायन आक्सीजन मांग (सी ओ डी) की 400 मि.ग्रा./लि. तक छूट दी जा सकेगी।
2. बहिस्त्राव की क्वालिटी (एक लिटर प्रति किलोग्राम उत्पाद) संयुक्त सूती वस्त्र उद्योग संयुक्त ऊनी वस्त्र उद्योग और टैक्सटाइल प्रसंस्करण उद्योग में क्रमशः 100, 250 और 80 होगी।

93. स्नान-जल के लिए प्राथमिक जल क्वालिटी मानदंड

जलाशय या उसके भाग में के जल का कई प्रकार से उपयोग किया जाता है। जल के उपयोगों और क्रियाकलापों के प्रकार पर निर्भर रहते हुए जल क्वालिटी की कसौटी किसी विशिष्ट प्रयोजन के लिए उसकी उपयुक्तता अवधारित करने के लिए विनिर्दिष्ट कर दी गई है। विभिन्न प्रकार के उपयोगों में एक उपयोग यह भी है जो जल के उच्चतर स्तर की क्वालिटी या शुद्धता की मांग करता है और उस जलाशय के विस्तार में उसे "अभिहित सर्वोत्तम उपयोग" के रूप में जाना जाता है। इस पर आधारित प्राथमिक जल क्वालिटी की कसौटी के निबंधनों के अनुसार विभिन्न उपयोगों के लिए जल क्वालिटी अपेक्षाएं विनिर्दिष्ट की गई हैं। सारणी 1 में स्नान-जल के लिए प्राथमिक जल क्वालिटी की तर्कयुक्त कसौटी विनिर्दिष्ट की गई है।

सारणी 1

स्नान-जल के लिए प्राथमिक जल क्वालिटी मानदंड

(संगठित बाह्य स्नान के लिए प्रयुक्त जल)

| मानदंड | | तर्कआधार |
|--|------------------------|---|
| 1. फिकल | 500 (वांछनीय) | निम्न मल जल संदूषण सुनिश्चित करने के लिए, |
| कोली फॉर्म | 2500 (अधिकतम अनुज्ञेय) | फिकल कोलीफॉर्म और फिकल स्ट्रेप्टोकोक्का के |
| एम. पी. एन./100 मि.लि. | | बारे में यह माना गया है कि वे जीवाणु रोगोत्पादकता |
| 2. फिकल स्ट्रेप्टोकोक्की | 100 (वांछनीय) | को दर्शित करते हैं। वांछनीय और अनुज्ञेय मोभाग |
| एम. पी. एन./100 मि.लि. | 500 (अधिकतम अनुज्ञेय) | पर्यावरणिय दशाओं में उतार-चढ़ाव |
| | | को अनुज्ञात करने के लिए मुझाव देती हैं जैसे कि |
| 2. पी. एस. | 6.5 से 8.5 के बीच | मौसमी परिवर्तन, बहाव की दशाओं में परिवर्तन |
| | | आदि। |
| 3. घुली हुई आक्सीजन | | यह रेंज त्वचा और आँख, नाक, कान आदि जैसे |
| | | कोमल अंगों को संरक्षण प्रदान करती है जो बाह्य |
| | | स्नान के दौरान सीधे प्रभावित होते हैं। |
| | | 5 मि.ग्रा./लि. के न्यूनतम घुली हुई आक्सीजन |
| | | संकेन्द्रण ठीक ऊपरीधारा में आर्गनिक प्रदूषण युक्त |
| | | आक्सीजन लेने से युक्तियुक्त मुक्ति सुनिश्चित करते |
| | | हैं जो तलछट से अनाइरोबिक गैसों (आबनोक्सीयस |
| | | गैसों) के उत्पादन को निवारित करने के लिए |
| | | आवश्यक है। |
| 4. जैव-रसायन | | 3 मि.ग्रा./लि. या इससे कम जल की जैव रसायन |
| आक्सीजन मांग (बी ओ डी) | | आक्सीजन मांग आक्सीजन डिमांडिंग प्रदूषकों |
| (27° से. पर 3 दिन) | | से युक्तियुक्त मुक्ति सुनिश्चित करती है और |
| | | आबनोक्सीयस गैसों के उत्पादन को रोकती है।" |
| (2) अनुसूची 6 के शोर मान दंडों से संबंधित भाग ड में, मोटरगाड़ियों के लिए शोर सीमा से संबंधित भाग क के पश्चात् निम्नलिखित अन्तः | | |
| स्थापित किया जाएगा :— | | |

“कक. 1 जनवरी, 2003 से मोटर यानों के लिए शोर सीमा

मोटर यानों के लिए निम्नलिखित शोर सीमा 1 जनवरी, 2003 से लागू होगी। अनुसरण किए जाने वाली परीक्षण पद्धति भा मा.

MINISTRY OF ENVIRONMENT AND FORESTS

NOTIFICATION

New Delhi, the 25th September, 2000

G.S.R. 742(E).— In exercise of the powers conferred by sections 6 and 25 of the Environment (Protection) Act, 1986 (29 of 1986), the Central Government hereby makes the following rules further to amend the Environment (Protection) Rules, 1986, namely.

1. (1) These rules may be called the Environment (Protection) Amendment Rules, 2000.
- (2) Save as otherwise provided in this notification, they shall come into force on the date of their publication in the Official Gazette.
2. In the Environment (Protection) Rules, 1986, —
 - (1) In Schedule I, after serial number 89 relating to Noise standards for fire crackers and the entries relating thereto, the following serial numbers and entries shall be inserted, namely: —

“90. Standards for coal mines**1. Air Quality Standards**

The Suspended Particulate Matter (SPM), Respirable Particulate Matter (RPM), Sulphur dioxide (SO₂) and Oxides of Nitrogen (NO_x) concentration in downwind direction considering predominant wind direction, at a distance of 500 metres from the following dust generating sources shall not exceed the standards specified in the Tables I, II and III given below:

Dust Generating Sources

Loading or unloading, Haul road, coal transportation road, Coal handling plant (CHP), Railway siding, Blasting, Drilling, Overburden dumps, or any other dust generating external sources like coke ovens (hard as well as soft), briquette industry, nearby road etc.


93. Primary Water Quality Criteria for Bathing Waters.

In a water body or its part, water is subjected to several types of uses. Depending on the types of uses and activities, water quality criteria have been specified to determine its suitability for a particular purpose. Among the various types of uses there is one use that demands highest level of water quality or purity and that is termed as "Designated Best Use" in that stretch of water body. Based on this, water quality requirements have been specified for different uses in terms of primary water quality criteria. The primary water quality criteria for bathing water are specified along with the rationale in table 1.

Table 1.

PRIMARY WATER QUALITY CRITERIA FOR BATHING WATER
(Water used for organised outdoor bathing)

| CRITERIA | | RATIONALE |
|--|--|--|
| 1. Fecal Coliform MPN/100 ml: | 500 (desirable) 2500 (Maximum Permissible) | To ensure low sewage contamination. Fecal coliform and fecal streptococci are considered as they reflect the bacterial pathogenicity. |
| 2. Fecal Streptococci MPN/100 ml: | 100 (desirable) 500 (Maximum Permissible) | The desirable and permissible limits are suggested to allow for fluctuation in environmental conditions such as seasonal change, changes in flow conditions etc. |
| 2. pH: | Between 6.5 –8.5 | The range provides protection to the skin and delicate organs like eyes, nose, ears etc. which are directly exposed during outdoor bathing. |
| 3. Dissolved Oxygen: | 5 mg/l or more | The minimum dissolved oxygen concentration of 5 mg/l ensures reasonable freedom from oxygen consuming organic pollution immediately upstream which is necessary for preventing production of anaerobic gases (obnoxious gases) from sediment. |
| 4. Biochemical Oxygen demand 3 day, 27°C: | 3 mg/l or less | The Biochemical Oxygen Demand of 3 mg/l or less of the water ensures reasonable freedom from oxygen demanding pollutants and prevent production of obnoxious gases"; |



CONTRACT AGREEMENT

M/s PORT BLAIR SMART PROJECTS LIMITED

AND

M/s SHRISTI INFRASTRUCTURE DEVELOPMENT CORPORATION LIMITED

FOR THE WORK OF

**DEVELOPMENT OF WATER SUPPLY & SEWERAGE NETWORK SYSTEM AT PORT BLAIR UNDER
SMART CITY MISSION**

NAC/RFP NO. - 04/CEO/PBSPL/2020-21 DT. JULY 19, 2021



अण्डमान तथा
Andaman Andनिकोबार राजपत्र
Nicobar GazetteEXTRAORDINARY
प्राधिकार से प्रकाशित
Published by Authorityसं. 234, पोर्ट ब्लेयर, शुक्रवार, 22 सितम्बर, 2017
No. 234, Port Blair, Friday, September 22, 2017

अण्डमान तथा निकोबार प्रशासन
ANDAMAN AND NICOBAR ADMINISTRATION
प्रदूषण नियंत्रण समिति
POLLUTION CONTROL COMMITTEE
DEPARTMENT OF SCIENCE AND TECHNOLOGY
Dolly Gunj, Port Blair Ph. No. 250370, Tel. FAX 251395

NOTIFICATIONPort Blair, dated the 22nd September, 2017.

No. 226/2017/F. No 6-3/PCC/Executive Meeting/2014.— In exercise of the powers conferred under Section 5 of the Environment (Protection) Act, 1986 (29 of 1986), read with Notification No.S.O.667(E) dated 10th September, 1992, the Lt. Governor, A & N Islands is pleased to lay down the following Guidelines to regulate the sewage and effluents discharged by industries and comply with the effluent standards provided under Environment (Protection) Rules, 1986 made under Act aforesaid by putting in place an appropriate effluent treatment system by various categories of industries in Andaman and Nicobar Islands as per the Revised Classification of Industrial Sector under Red, Orange, Green and White, adopted in 22nd meeting of ANPCC held on 18.04.2017, as under :

A. GUIDELINES FOR TREATMENT OF EFFLUENT AND SEWAGE

- (i) HOTELS/RESORTS/LODGES AND RESTAURANTS¹
- (ii) AUTOMOBILE SERVICE CENTRE

B. GUIDELINES FOR SOLID WASTE MANAGEMENT AND GOOD ENVIRONMENT MANAGEMENT PRACTICES

- (i) HOTELS/RESORTS/LODGES AND RESTAURANTS
- (ii) AUTOMOBILE SERVICE CENTRE

(A) (i) All the hotels/resorts and restaurants are required to install effluent treatment systems as per the following categorization and comply with the Effluent standards as prescribed under EPA, 1986 and its subsequent amendments:

| Sl. No. | Type of Hotel/Resort/ Lodge/Restaurant | Category | Effluent Treatment System |
|---------|--|----------|---|
| 1 | Having overall waste water generation @100KLD and more | Red | They are required to install Sewage Treatment Plant (STP) including proper Oil and Grease Trap for the effluents arising from kitchen and shall comply with the following standards: (i) pH -- 6.5 - 9.0, (ii) BOD- 10mg/l, (iii) COD 50mg/l, (iv)TSS- 10 mg/l, (v) NH ₄ -N-5mg/l, (vi) N-Total- 10mg/l, (vii) Fecal Coliform <230 MPN/100ml, (viii)-PO ₄ -P-2mg/l |

| | | | |
|---|--|--------|---|
| | | | <p style="text-align: center;">AND</p> <p>The units with laundry facility are required to install Effluent Treatment Plant (ETP) to meet the standards laid down at Serial No. 55 of Schedule 1 of the Environment (Protection) Rules, 1986 made under the Environment (Protection) Act, 1986.</p> <p>They shall -</p> <ul style="list-style-type: none"> (i) Install Effluent Treatment Plant / Sewage Treatment Plant to treat the entire waste water generated. (ii) Treat the waste water upto tertiary level for reuse of the treated effluent at least for Cooling Tower/ AC Plant and in Horticulture and in flushing of Toilets wherever possible/ applicable as prescribed in the Environmental Clearance/ Consent Conditions. The treated effluent shall be reused upto the maximum extent possible to achieve the objective of zero discharge. They shall submit water mass balance chart regarding consumption of water, waste water generation and use of treated effluent (in the given format annexed). (iii) Provide Rain Water Harvesting System. (iv) Install Solar Water Heating System. (v) Provide Organic Waste Converter for composting of organic waste or waste to Bio – fuel Plant. (vi) Convert/Switch Over from Oil Fired Boiler to Natural Gas Based Boiler wherever Gas Supply is available. (vii) Develop Green Belt to create Buffer Zone from main roads. <p>They are also required to take appropriate environment- friendly measures, waste reduction measures, water conservation measures, energy conservation measures. The hotels/resorts which have been given Environmental Clearance shall have to comply with the conditions of Environmental Clearance.</p> <p>They shall also submit Quarterly Report for the Effluent Treatment Plant and Sewage Treatment Plant from any of the Empanelled Consultants of MoEF&CC/NABL Accredited Laboratories.</p> |
| 2 | Having more than 20 rooms and waste water generation less than 100KLD and having a coal/oil fired boiler | Orange | <p>They are required to install Sewage Treatment Plant (STP) including proper Oil and Grease Trap for the effluent arising from kitchen for atleast 4 hours duration and shall comply with the following standards:</p> <ul style="list-style-type: none"> (i) pH -- 6.5 - 9.0, (ii) BOD- 10mg/l, (iii) COD 50mg/l, (iv)TSS- 10 mg/l, (v) NH₄-N-5mg/l, (vi) N-Total- 10mg/l, (vii) Faecal Coliform <230 MPN/100ml, (viii)-PO₄-P-2mg/l <p>They shall –</p> <ul style="list-style-type: none"> (i) Install Sewage Treatment Plant to treat the entire waste water generated from the hotel. |

| | | | |
|---|---|-------|--|
| 3 | Hotel(< 3 star) or hotels having >20 rooms and less than 100 rooms, with or without coal/oil fired boiler | | <p>(ii) Treat the waste water upto tertiary level for reuse of the treated effluent atleast for Cooling Tower/ AC Plant and in Horticulture and in flushing of Toilets wherever possible / applicable as prescribed in the Environmental Clearance / Consent Conditions . The treated effluent shall be reused upto the maximum extent possible to achieve the objective of zero discharge. The hotels/resorts shall submit water mass balance chart regarding consumption of water, waste water generation and use of treated effluent.</p> <p>(iii) Provide Rain Water Harvesting System.</p> <p>(iv) Install Solar Water Heating System.</p> <p>(v) Provide Organic Waste Converter for composting of organic waste or waste to Bio-Fuel Plant.</p> <p>(vi) Convert/switch over from Oil Fired Boiler to Natural Gas Based Boiler wherever Gas supply is available.</p> <p>(vii) Develop Green Belt to create Buffer Zone from main roads.</p> <p>They are required to take appropriate environment friendly measures, waste reduction measures, water conservation measures, energy conservation measures. The hotels/resorts which have been given Environmental Clearance shall also comply with the conditions of Environmental Clearance.</p> <p>They shall also submit Quarterly Report for the Effluent Treatment Plant and Sewage Treatment Plant from any of the Empanelled Consultants of MoEF&CC/NABL accredited Laboratories.</p> |
| 4 | The units having more than 20 rooms and waste water generation less than 10 KLD and having no boiler & no hazardous waste generation | Green | Exempted from installation of STP and however, they are required to have septic tank with soak-pit for sewage treatment and shall provide proper oil and grease trap-cum-settling tank for holding the effluent arising from the kitchen and shall comply with standards laid down at Serial No. 39 of Schedule 1 to the Environment (Protection) Rules, 1986 made under the Environment (Protection) Act, 1986. |
| 5 | The units having upto 20 rooms and without boilers | | |
| 6 | Restaurants / Eating Houses / Dhabas and other such establishments (Having Seating Capacity less than 36)/Sweet Shops/ Halwais and Other such Establishments (with Annual Average Production of less than One Tonne/Day)/ Banquet Halls/ Party Lawns (with Floor Area less than 100 m2) | - | Proper Oil and Grease Trap-cum-Settling Tank for holding the effluent arising from kitchen and washing activities for atleast 4 hours duration. |

| | | | |
|---|--|---|---|
| 7 | Restaurants / Eating Houses / Dhabas and other such establishments (with minimum Seating Capacity of 36) / Sweet Shops/ Halwais and Other such Establishments (with Annual Average Production of One Tonne / Day or more)/ Banquet Halls/ Marriage Hall/Party Lawns (with minimum Floor Area of 100 m ²) | - | <p>They are required to install Sewage Treatment Plant (STP) including proper Oil and Grease Trap for the effluent arising from kitchen for atleast 4 hours duration and shall comply with the following standards as prescribed under Serial No. 39 of Schedule 1 to the Environment (Protection) Rules, 1986 made under the Environment (Protection) Act, 1986 :</p> <p>(i) pH -- 6.5 - 9.0, (ii) BOD- 10mg/l, (iii) COD 50mg/l, (iv)TSS- 10 mg/l, (v) NH₄-N-5mg/l, (vi) N-Total-10mg/l, (vii) Fecal Coliform <230 MPN/100ml, (viii)-PO₄-P-2mg/l</p> <p>They shall submit Quarterly Report for the Effluent Treatment Plant and Sewage Treatment Plant from any of the Empanelled Consultants of MoEF&CC/NABL accredited Laboratories.</p> |
|---|--|---|---|

(A) (ii) All the Automobile Service Stations are required to install effluent treatment systems as per the following categorization and comply with the Effluent standards as prescribed under Environment (Protection) Act, 1986 and its subsequent amendments:

| Sl. No. | Type of Servicing Station | Category | Effluent Treatment System |
|---------|--|----------|--|
| 1 | Automobile servicing, repairing and painting (excluding only fuel dispensing) with waste water generation is more than 100 KLD | Red | The unit is required to install Effluent Treatment Plant (ETP) and meet the standards laid down at Serial No. 105 of Schedule 1 to the Environment (Protection) Rules, 1986 made under the Environment (Protection) Act, 1986. |
| 2 | Authorized service centers having discharge more than 100 KLD | | They are required to submit Quarterly Report for the Effluent Treatment Plant assessed by any of the Empanelled Consultants of MoEF & CC / NABL accredited Laboratories. |
| 3 | Automobile servicing, repairing and painting (excluding only fuel dispensing) with waste water generation is less than 100 KLD | Orange | |
| 4 | Authorized service centers having discharge less than 100 KLD | | |
| 5 | 2 wheelers and 3 wheelers automobile service station excluding authorized service centers of manufacture and servicing upto 5 vehicles per day | - | Shall be exempted from installation of ETP but is required to install Oil and Grease Trap-cum-Settling Tank for holding the effluent for atleast 4 hours duration and shall comply with the standards laid down at Serial No. 105 (i) of Schedule 1 to the Environment (Protection) Rules, 1986 made under the Environment (Protection) Act, 1986. |

(B) (i) The Guidelines for Solid Waste Management and Good Environment Management practice in the Hotels/ Resorts/ Restaurants/ Eating Houses / Dhabas / Sweet Shops / Halwais / Banquet Halls / Marriage Hall/ Party Lawns.

All Hotels/ Resorts/ Restaurants/ Eating Houses / Dhabas / Sweet Shops/ Halwais / Banquet Halls/ Marriage Halls/ Party Lawns shall make necessary arrangement for segregation of waste at source as prescribed under Solid Waste Management Rules, 2016 and related rules notified by the local bodies.

1. Facilitate collection of segregated waste in separate bins, handover recyclable material to either the authorised waste pickers or the authorised recyclers of Port Blair Municipal Council or by the Local Body.
2. The bio-degradable waste should be processed, treated and disposed of through composting or bio-methanation within the premises as far as possible.
3. The residual waste shall be given to the waste collectors or agency as per the rules notified by the local body.
4. All the plastic waste should be disposed as per the Plastic Waste Management Rules, 2016 and the rules made and notified by the Local Body.
5. The hazardous waste generated, if any, should be disposed of as per the Hazardous and Other Waste (Management and Transboundary Movement) Rules, 2016.
6. As and when renovation of work are undertaken, the construction and demolition waste should be disposed of as per the provision of Construction and Demolition Waste Management Rules, 2016.

II. WATER CONSERVATION

1. Entire waste water generated from the kitchen, laundry and domestic sewage should be treated in a STP/ETP and shall be reused.
2. Utilization of treated water can reduce substantial load of supply of water requirement on the water supply system and ground water as well as waste water load on nearby coastal area and any other water source.
3. Installation of rain water harvesting for roof top and the reuse of the same.
4. Conventional water heating systems be replaced in a phase manner and solar water heating system be installed.
5. Water saving devices and mechanism are to be installed and adopted to reduce water consumption.

III. ENERGY CONSERVATION MEASURES

1. Energy saving and energy efficient appliances/devices should be installed e.g. occupancy and daylight sensors, in-room card-slots for turning on electricity etc.
2. Use weather stripping to close air gaps around doors and windows.
3. Installation of solar water heating/ parabolic concentrator for cooking / solar lighting/ solar AC.
4. Preference of use of inverters instead of Diesel Generation Sets.

IV. GOOD ENVIRONMENT MANAGEMENT PRACTICE

1. The units shall adopt Good House Keeping practices, shall properly channelize the fugitive emissions including emissions from cooking & kitchen operations by providing proper ducting / hood arrangement and proper exhaust system and emissions shall be discharged atleast 2 meter above the roof of the building.
2. Development of green belt to create buffer zone from main roads.
3. Preference of gas based boiler over oil fired/coal fired boiler.
4. Purchase refillable soap, hair rinse and hand lotion dispensers for guest rooms.
5. Purchase towels and sheets made from 100% natural cotton, containing no chemical, dyes or bleaches.
6. Purchase recycling bins for guest rooms or floors.
7. Wait to replace half filled toilet paper, rolls and tissue boxes until they are almost completely used.
8. Provide guest rooms with unwrapped, reusable drinking glasses and coffee cups.

9. Replace single-use items with reusable items such as napkins, tablecloths and hand towels.
10. Fill smaller reusable containers with cleaning products from larger containers.
11. Buy supplies from vendors who accept returned containers used for shipping products.
12. To reduce food waste, offer guests the option of ordering half portions.

(B) (ii) Guidelines For Solid Waste Management and Good Environment Management Practice in the Automobile Servicing Centres.

I. SOLID WASTE MANAGEMENT

1. Oil filters made up of metals, should be stored in a separate place and sold to recycler.
2. All the discarded/unserviceable parts should be sent for recycling or hand over to scrap dealer.
3. Waste tyres and tubes may either be given for re-treading or for recycling.
4. Plastic pouches, synthetic covers, plastic containers etc. should be handover to scrap dealers.
5. Waste oil and grease including sludge from the paint shop should be kept separately and disposed of as per the provisions of the Hazardous and Other Waste (Management and Transboundary Movement) Rules, 2016.

II. WATER CONSERVATION

1. Entire waste water generated should be treated in a ETP and shall be reused.
2. Utilization of treated water can reduce substantial load of supply of water requirement on the water supply system and ground water as well as waste water load on nearby coastal area and any other water source.
3. Installation of rain water harvesting for roof top and the reuse of the same.

III. ENERGY CONSERVATION MEASURES

1. Turn off all unnecessary lighting, the service centre should provide provisions for natural light in the work place.
2. Switch to LED lights in place of bulbs.
3. Preference of use of inverters instead of Diesel Generation Sets.

IV. GOOD ENVIRONMENT MANAGEMENT PRACTICE

1. The units shall adopt Good House Keeping practices for management of all types of waste generated in the service station.
2. Development of green belt to create Buffer Zone from main roads.
3. Use separate bins for keeping hazardous and non-hazardous waste.
4. Fugitive emission from paint shops shall be channelized through a duct connecting to a stack having height of 12 metres or 2 metres above roof top of shed/building which is more.
5. Paint booth water trap will always have water level to ensure absorption of aerosols.
6. Storm water shall not be allowed to mix with effluent scrubber water and /or floor washings.

It will be the obligatory on the part of all Industrial Units to comply with the provisions made under the Water (Prevention and Control of Pollution) Act, 1974, the Air (Prevention and Control of Pollution) Act, 1981 and the Environment (Protection) Act, 1986 and Rules made thereunder from time to time for prevention and control of pollution in these islands.

These Guidelines shall come into effect from the date of its publication in the Andaman and Nicobar Gazette.

By order and in the name of the Lieutenant Governor,
Andaman and Nicobar Islands.

Sd./-
(D.M. Shukla)
Secretary (Science & Technology)



Clarification regarding Ring-Fenced Account Mechanism-reg.

1 message

Science Technology <dstandamans@gmail.com>

Mon, Mar 30, 2026 at 3:42 PM

To: Gigi C George George <gigicgeorge.adv42@yahoo.in>

Cc: Jatinder Sohal <dstpcc-andamans@and.nic.in>, FINANCE ANI <finance-ani@and.nic.in>

Kind attention to: Gigi C. George, Advocate, Standing Counsel (UOI)

Sir,

I am directed to inform that during the meeting held on 27.03.2026, the Commissioner-cum-Secretary (S&T), A&N Administration, advised that the assistance of the Advocate-on-Record (AOR) for the case may be sought.

Accordingly, clarification is sought regarding the procedure for creation and operation of the ring-fenced account, including the mechanism for allocation of funds to ensure proper disclosure, in compliance with the directions of the Hon'ble Tribunal.

Further, it is informed that this office has initiated the process for creation of an account under the Public Account (non-interest bearing) along with a draft SOP, which is presently under active consideration. The same may kindly be perused and your inputs furnished.

Your kind assistance in this matter is requested to provide appropriate guidance and legal clarity on the formulation and operationalization of the ring-fenced account mechanism at the earliest.


With regards,


Environmental Engineer
ANPCC, DST

--
Andaman & Nicobar Pollution Control Committee
Department of Science and Technology
Dolly Gunj, Sri Vijayapuram-744103
Andaman and Nicobar Islands
Ph.:03192-250370
e-mail: dstandamans@gmail.com

Save Trees. Print only when necessary.

2 attachments

 **2025_2_606 of 2018.pdf**
142K

 **RFA & draft SOP.pdf**
114K

Mail Id: dab.and@nic.in Phone-03192-230675
pao-071361@and.nic.in
G-25018/1/2023-CONS-CPAO_AN

अंडमान तथा निकोबार प्रशासन
Andaman and Nicobar Administration
मुख्य वेतन तथा लेखा कार्यालय
Chief Pay and Accounts Office
श्री विजयपुरम / Sri Vijaya Puram -744101

To

The Controller General of Accounts,
Office of the Controller General of Accounts,
Ministry of Finance, Department of Expenditure,
Mahalekha Niyantarak Bhawan,
E-Block, GPO Complex, INA,
New Delhi-110023.

Sub: Creation of Ring-Fenced Environmental Management Fund under Public Account in compliance with Hon'ble NGT directions in O.A. No.606/2018- reg.

Sir/Madam,

I am directed to refer to the letter No.C-18/41/2023-MS(ANPCC)-SnT_AN-Part(2) I/309586/2026 dated 27/03/2026 received from Director (S&T) & Member Secretary, A&N Pollution Control Committee, Sri Vijaya Puram on the subject cited above and to state that the Director (S&T) & Member Secretary, A&N Pollution Control Committee, Sri Vijaya Puram has proposed the creation of a **Ring Fenced Environmental Management Fund for A&N Administration** under the Public Account in compliance with the directions of the Hon'ble National Green Tribunal in O.A. No. 606/2018.

In this regard, it is proposed to create a new Non-Interest-Bearing Reserve Fund under the Public Account for accounting and utilization of funds related to environmental management activities. If approved, the request shall be processed in the e-lekha for approval of new Sub-head. The details of the proposed head of account is given below:


| | Head of Account | Nomenclature |
|----------------|-----------------|---|
| Major Head | 8229 | Development and Welfare Funds |
| Sub Major Head | 00 | Development and Welfare Funds |
| Minor Head | 200 | Other Development and Welfare Fund |
| Sub Head | 04 | Ring-Fenced Environmental Management Fund for A&N Admn |
| Detailed Head | 00 | Ring-Fenced Environmental Management Fund for A&N Admn |
| Object Head | 00 | default |

Therefore, approval of the Controller General of Accounts is requested for opening of a new head of account as mentioned above under the Public Account. A draft accounting procedure is also enclosed for approval please.

This issues with the approval of Chief Controller of Accounts(Secretary, Finance) of the A&N Administration.

Yours faithfully

Encl: As above


Director of Accounts & Budget
Sri Vijaya Puram
31/3/26

Copy to:

1. The PS to the Secretary (Finance) for kind information of the Secretary (Finance), A & N Administration, Sri Vijaya Puram.
2. The Director (S&T), A & N Administration, Sri Vijaya Puram for information.

DRAFT ACCOUNTING PROCEDURE FOR CREATION AND OPERATION OF RING-FENCED ENVIRONMENTAL MANAGEMENT FUND FOR A & N ADMINISTRATION FOR SOLID WASTE, LIQUID WASTE MANAGEMENT & ENVIRONMENTAL COMPLIANCES-

1. Short Title and Commencement

1.1 This Accounting Procedure shall be used for **Ring Fenced Environmental Management Fund for A&N Administration** for Solid Waste, Liquid Waste Management and Environmental Compliances.

1.2 It shall come into force with immediate effect upon approval by the Competent Authority.

2. Background

In compliance with the directions of the Hon'ble National Green Tribunal (NGT) in O.A. No. 606/2018 and subsequent orders dated 26.09.2025, and in exercise of powers delegated under the Delegation of Financial Powers Rules (DFPR), 1978, as adopted by A&N Administration vide Order No. 4195 dated 19.11.2008 & Order No. 253 dated 29.01.2009.

3. Objective

The objectives of this Accounting Procedure are:

- a) To ensure dedicated, non-divertible funding for environmental compliance.
- b) To comply with the directions of the Hon'ble NGT
- c) To ensure strict adherence to DFPR 1978, GFR 2017 (as amended), Treasury Rules and Finance Department instructions.
- d) To provide financial discipline and transparency in fund utilization.

4. Scope and Applicability

4.1 This Accounting Procedure shall apply to:

- Department of Science & Technology (DST)
- Local Bodies i.e., Sri VijayaPuram Municipal Council, Tribal Councils and Department of Rural Development & Panchayats.



- All the departments executing Solid Waste, Liquid Waste and Environmental Compliance projects in rural, urban & other In-habited Islands viz., the department of Environment & Forests, Tribal Welfare, A&N Police etc.

4.2 The provisions of this Accounting Procedure shall operate subject to DFPR, GFR, Treasury Rules and instructions issued by A & N Administration and Govt. of India from time to time.

5. Creation of Ring Fenced Account

5.1 A Ring Fenced Account shall be opened & operated by the Department of Science & Technology with concurrence of the Finance Department.

5.2 The account shall be operated through Public Account (*Reserve Funds not bearing Interest*) detailed below:

Major Head: 8229-Development & Welfare Funds,

Sub Major Head: 00 -Development & Welfare Funds

Minor Head: 200-Other Development Funds

Sub Head: 04-Ring Fenced Environmental Management Fund for A&N Administration

Detailed Head : 00- Ring Fenced Environmental Management Fund for A&N Administration

Object Head : 00- Default

5.3 The account shall be Non-lapsable; Non-divertible and utilized exclusively for environmental compliance purposes.

5.4 Proper classification under appropriate Major/Minor Head of Account shall be ensured as per instructions of Govt. of India.

6. Sources of Funds

6.1 The following funds shall be credited to the Ring Fenced Account:

- a) Funds for the Solid & Liquid waste management (SWM & LWM) and other environmental compliances in Head of Panchayati Raj Institutions (PRI), Urban Local Bodies (ULB), Tribal Council, District Administration, etc.
- b) Environmental Compensation (EC) imposed by ANPCC, DST.
- c) User charges collected for SWM/LWM by the local bodies.
- d) Single Use Plastic enforcement penalties by the local bodies.
- e) NGT-directed levies.
- f) Any other revenue specifically earmarked for environmental compliance.

6.2 All receipts shall be accounted for under Public Account (*Reserve Funds not bearing Interest*) detailed below:

Major Head : 8229-Development & Welfare Funds,
 Sub Major Head: 00 -Development & Welfare Funds
 Minor Head : 200-Other Development Funds
 Sub Head : 04-Ring Fenced Environmental Management Fund for A&N Administration
 Detailed Head : 00- Ring Fenced Environmental Management Fund for A&N Administration
 Object Head : 00- Default

7. Budgetary Control

7.1 Expenditure shall be incurred strictly subject to, Availability of fund; Administrative Approval (AA); Expenditure Sanction (ES); Technical Sanction (where applicable); Concurrence of Finance Department wherever required under DFPR.

7.2 All proposals shall be examined by Accounts Officer/Divisional Accountant prior to sanction, as mandated under relevant rules.

7.3 Economy instructions issued by Government of India/A&N Administration shall be strictly adhered to.

8. Delegation of Financial Powers

8.1 Sanctioning powers shall be exercised strictly in accordance with, Administrations Order No. 4195 dated 19.11.2008 and Order No. 253 dated 29.01.2009 and order as amendment from time to time delegating powers to Administrative Secretaries, HODs & HoOs

8.2 Administrative Secretaries, Heads of Departments (HODs) and Heads of Offices (HOOs) shall exercise powers within monetary limits prescribed under the above Orders.

8.3 Cases exceeding delegated limits shall be submitted to the Competent Authority through the Finance Department.

9. Operational Mechanism

9.1 The Director (Science & Technology) shall function as the Drawing and Disbursing Authority (DDA) for the Ring Fenced Account.

9.2 All proposals for utilization of funds shall:

- a) Originate from the implementing department;

- b) Be supported by detailed project report/estimate;
- c) Be technically vetted by the implementing department & examined by their Accounts Branch.

9.3 Proposals will be placed before the State Level Advisory Committee (SLAC) for approval of competent authority for recommendation & approvals.

9.4 Financial sanction shall strictly follow the hierarchy prescribed under DFPR and notified delegation orders.

10. Eligible Expenditure

10.1 The Expenditure may be incurred by debiting the Reserve Fund Account (**Reserve Funds not bearing Interest**) as detailed below-

Major Head : 8229-Development & Welfare Funds,
Sub Major Head: 00 -Development & Welfare Funds
Minor Head : 200-Other Development Funds
Sub Head : 04-Ring Fenced Environmental Management Fund for A&N Administration
Detailed Head : 00- Ring Fenced Environmental Management Fund for A&N Administration
Object Head : 00- Default

10.2 Funds may be utilized for:


- a) Solid Waste Management infrastructure (MRFs, compost plants, sanitary landfills, waste processing facilities).
- b) Liquid Waste Management infrastructure (STPs, FSTPs, drainage and sewerage systems).
- c) Environmental monitoring and laboratory strengthening.
- d) Remedial measures and legacy waste management.
- e) Court/National Green Tribunal-directed compliance works.
- f) Environmental audits and third-party verification.
- g) IEC and awareness programs related to environmental compliance.

10.3 All works shall be executed through competent agencies in accordance with prescribed rules.

11. Mode of Disbursement

11.1 Funds shall be released only through Treasury route / PFMS; RTGS/NEFT & Other electronic modes.

11.2 No cash transactions shall be permitted.



12. Accounting and Record Maintenance

12.1 Separate Cash Book and Ledger shall be maintained for the Ring Fenced Account.

12.2 Quarterly Utilization Certificates (UCs) shall be obtained from implementing agencies.

12.3 Annual Statement of Accounts shall be submitted to Finance Department.

12.4 The account shall be subject to Internal Audit by the internal audit wing of the Chief Controller of Accounts concerned; Statutory Audit & CAG Audit.

12.5 The Concerned Pay & Accounts Officer of the department will maintain a broadsheet of accretions to and payment from the fund and effect a monthly reconciliation thereof with authority and the department.

13. Monitoring and Reporting

13.1 A quarterly progress report on fund utilization and project status shall be submitted to the Administrative Secretary.

13.2 A consolidated annual report shall be placed before the Competent Authority.

14. Audit and Responsibility

14.1 Any irregularity, diversion, or mis-utilization shall attract action under applicable financial and conduct rules.

14.2 Officers sanctioning or drawing funds shall be personally responsible for compliance with financial rules.

निदेशक (लेखा एवं बजट)
 Director of Accounts & Budget
 मुख्य वेतन तथा लेखा कार्यालय
 Chief Pay & Accounts Office
 श्री विजयपुरम/Sri Vijaya Puram 744 101
 31/12/24

**ACTION TAKEN REPORT CUM STATUS REPORT IN-COMPLIANCE OF ORDER DATED 26.09.2025 PASSED BY THE HON'BLE
NATIONAL GREEN TRIBUNAL
(REPORTING FORMATS)**

Table Status of Solid Waste Management in Inhabited Islands of Andaman & Nicobar Islands (District-wise)

| Sl No. | District | Name of the Inhabited Islands | Population (Census 2011) | Households | Controlling Department | Solid Waste Generation* (in TPD) | Waste Processed (Sent to MRFs for baling/mainland transportation) (in TPD) | Gap in processing | Existing treatment/ Processing units | Action Plan to bridge gap | Time line for completion |
|--------|------------------|-------------------------------|--------------------------|--------------------------------|--|----------------------------------|--|-------------------|---|--|--------------------------|
| 1 (a) | South Andaman | South Andaman Island (Urban) | 108058 | 46,456 | Sri Vijaya Puram Municipal Council (SVPMC) | 71.36 | 55.7 | 15.66 | Dry waste Mgt. - 18 MRFs for Dry Waste Management, & Wet waste Mgt. - 11 Wet waste processing facilities. | 30TPD Integrated Wet & Dry waste management facility being created. | April, 2026 |
| 1 (b) | | South Andaman Island (Rural) | 101539 | 26,932 | Rural Area (Dept. of RD&P) | 2.5 | 2.1 | 0.4 | Collected dry waste sent to 07 SWM Clusters | All non-functional baling units (04 Nos.) are under repair and will be made operational by April 2026, enabling full utilisation of the existing 13 TPD processing capacity. | April, 2026 |
| 2 | | Little Andaman Islands | 18823 | 5,093 | | 1.5 | 1.45 | 0.05 | Collected dry waste sent to 02 SWM Clusters | | |
| 3 | | Swaraj Dweep(HL) Island | 6315 | 735 | | 0.2 | 0.17 | 0.03 | Collected dry waste sent to 01 SWM Clusters | | |
| 4 | | Shaheed Dweep(Neil) Island | 3040 | 1,641 | | 0.6 | 0.35 | 0.25 | Collected dry waste sent to 01 SWM Clusters | | |
| 5 | | Rutland Island | 347 | 102 | Forest Protected Island | 0.053 | 0.053 | 0 | In-house waste handling system in place; collected dry waste transferred to the nearest shared RD&P SWM cluster as per SOP. | - | - |
| 6 | | Flat Bay Island | 5 (0) | 3 (0) | Agriculture Department | 0.001 | 0.001 | 0 | | - | Un inhabited Island |
| 7 | N&M Andaman | Middle Andaman Island | 55637 | 13,823 | Rural Area (Dept. of RD&P) | 2.2 | 1.9 | 0.3 | Collected dry waste sent to 07 SWM Clusters | All non-functional baling units (04 Nos.) are under repair and will be made operational by April 2026, enabling full utilisation of the existing 13 TPD processing capacity. | April, 2026 |
| 8 | | North Andaman Island | 42541 | 10,533 | | 1.8 | 1.5 | 0.3 | Collected dry waste sent to 05 SWM Clusters | | |
| 9 | | Baratang Island | 5686 | 1,328 | | 0.3 | 0.25 | 0.05 | Collected dry waste sent to 01 SWM Clusters | | |
| 10 | | Long Island | 1032 | 325 | | 0.1 | 0.08 | 0.02 | Collected dry waste sent to 01 SWM Clusters | | |
| 11 | | Smith Island | 600 | 96 | Forest Protected Island (Dept. of E&F) | 0.027 | 0.027 | 0 | In-house waste handling system in place; collected dry waste transferred to the nearest shared RD&P SWM cluster as per SOP. | - | |
| 12 | | Strait Island | 39 | 12 | 0.002 | 0.002 | 0 | - | | | |
| 13 | | East Island | 16 | 4 | Police+Forest Protected Island | 0.001 | 0.001 | 0 | | - | |
| 14 | | Narcondam Island | 16 | 4 | Police+Forest Protected Island | 0.001 | 0.001 | 0 | | - | |
| 15 | Interview Island | 15 | 3 | Police+Forest Protected Island | 0.001 | 0.001 | 0 | - | | | |

| Sl No. | District | Name of the Inhabited Islands | Population (Census 2011) | Households | Controlling Department | Solid Waste Generation* (in TPD) | Waste Processed (Sent to MRFs for baling/ mainland transportation) (in TPD) | Gap in processing | Existing treatment/ Processing units | Action Plan to bridge gap | Time line for completion |
|--------------|-----------------|------------------------------------|--------------------------|---|---|----------------------------------|---|-------------------|---|---------------------------|--------------------------|
| 16 | | Land Fall Island | 6 (0) | 2 (0) | Police+Forest Protected Island | 0.001 | 0.001 | 0 | In-house waste handling system in place; collected dry waste transferred to the nearest shared RD&P SWM cluster as per SOP. | | Un inhabited Island |
| 17 | | North Passage Island | 3 | 1 | Forest Protected Island (Dept. of E&F) | 0.001 | 0.001 | 0 | | | - |
| 18 | | Curlew Island | 2 | 1 | | 0.001 | 0.001 | 0 | | | - |
| 19 | | Stewart Island | 2 | 1 | | 0.001 | 0.001 | 0 | | | - |
| 20 | | Aves Island | 2 (0) | 1 (0) | Revenue Department | 0.001 | 0.001 | 0 | | | Un inhabited Island |
| 21 (a) | Nicobar | Great Nicobar Island (Campbel bay) | 8069 | 2180 | Rural Area (RD&P) | 0.8 | 0.7 | 0.1 | Collected dry waste sent to 01 Cluster (Vijay Nagar) | - | - |
| 21 (b) | | Great Nicobar Island (Campbel bay) | | 139 | Tribal Area (TD)/ (Tribal Council) and DC (Nicobar) | 0.03 | 0.03 | 0 | Collected dry waste sent to 01 Cluster (Vijay Nagar) | | - |
| 22 | | Car Nicobar Island | 17841 | 3874 | | 0.6 | 0.6 | 0 | Collected dry waste sent to 01 Cluster (Sawai Village) | | - |
| 23 | | Kamorta Island | 3688 | 912 | | 0.08 | 0.08 | 0 | Collected dry waste sent to 01 Cluster (Kamorta Village) | | - |
| 24 | | Katchal Island | 2685 | 654 | | 0.03 | 0.03 | 0 | In-house waste handling system in place; collected dry waste transferred to the nearest shared SWM Cluster of ITDP, as per SOP. | | - |
| 25 | | Teressa Island | 1934 | 482 | | 0.06 | 0.06 | 0 | | | - |
| 26 | | Chowra Island | 1270 | 298 | | 0.04 | 0.04 | 0 | | | - |
| 27 | | Nancowry Island | 1019 | 241 | | 0.04 | 0.04 | 0 | | | - |
| 28 | | Little Nicobar Island | 278 | 64 | | 0.01 | 0.01 | 0 | | | - |
| 29 | | Tillang Chong Island | 38 | 9 | Police+Forest Protected Island | 0.002 | 0.002 | 0 | - | | - |
| 30 | Pulomilo Island | 20 | 5 | Tribal Area (TD)/ (Tribal Council) and DC (Nicobar) | 0.003 | 0.003 | 0 | - | - | | |
| Total | | | | | | 82.346 | 65.186 | 17.16 | | | |

Table Status of Sewage Management including Generation, Treatment and Gap Analysis in Inhabited Islands of A&N Islands

| Sl No. | District | Name of the Inhabited Islands | Population | Households | Controlling Department | Sewage Generation* | | | Sewage Treatment (Existing system)* | | | Sewage Treatment Gap* | | | Action plan to address Gap |
|--------|---------------|-------------------------------|------------|--|--|--------------------|------------------|------------------------|-------------------------------------|------------------|---------------------|-----------------------|------------------|-----------------|---|
| | | | | having septic tanks connection with soak pit | | Black water (MLD) | Grey water (MLD) | Total Generation (MLD) | Black water (MLD) | Grey water (MLD) | Total Treated (MLD) | Black water (MLD) | Grey water (MLD) | Total Gap (MLD) | |
| 1 (a) | South Andaman | South Andaman Island (Urban) | 108058 | 46,456 | Sri Vijaya Puram Municipal Council (SVPMC) | 7.78 | 15.82 | 23.6 | 7.78 | 2.303 | 10.083 | 0 | 13.517 | 13.517 | · Preliminary estimates have been prepared for 04 decentralized STPs (3.35 MLD) under the Smart City Mission. · Simultaneously, SVPMC has initiated pilot in-situ drain remediation using planted bed phytoremediation to reduce organic load. |
| 1 (b) | | South Andaman Island (Rural) | 101539 | 26,932 | Rural Area (Dept. of RD&P) | 1.6 | 1.9 | 3.5 | 1.6 | 1.9 | 3.5 | 0 | 0 | 0 | |
| 2 | | Little Andaman Islands | 18823 | 5,093 | | 0.3 | 0.25 | 0.55 | 0.3 | 0.25 | 0.55 | 0 | 0 | 0 | |
| 3 | | Swaraj Dweep(HL) Island | 6315 | 735 | | 0.15 | 0.1 | 0.25 | 0.15 | 0.1 | 0.25 | 0 | 0 | 0 | |
| 4 | | Shaheed Dweep(Neil) Island | 3040 | 1,641 | | 0.1 | 0.05 | 0.15 | 0.1 | 0.05 | 0.15 | 0 | 0 | 0 | |
| 5 | | Rutland Island | 347 | 102 | Forest Protected Island | 0.002 | 0.005 | 0.008 | 0.002 | 0.005 | 0.008 | 0 | 0 | 0 | |
| 6 | | Flat Bay Island | 5 | 3 | Agriculture Department | 0.00004 | 0.00008 | 0.0002 | 0.00004 | 0.00008 | 0.0002 | 0 | 0 | 0 | |
| 7 | N&M Andaman | Middle Andaman Island | 55637 | 13,823 | Rural Area (Dept. of RD&P) | 0.8 | 0.55 | 1.35 | 0.8 | 0.55 | 1.35 | 0 | 0 | 0 | |
| 8 | | North Andaman Island | 42541 | 10,533 | | 0.75 | 1.5 | 2.25 | 0.75 | 1.5 | 2.25 | 0 | 0 | 0 | |
| 9 | | Baratang Island | 5686 | 1,328 | | 0.25 | 0.2 | 0.45 | 0.25 | 0.2 | 0.45 | 0 | 0 | 0 | |
| 10 | | Long Island | 1032 | 325 | | 0.07 | 0.05 | 0.12 | 0.07 | 0.05 | 0.12 | 0 | 0 | 0 | |
| 11 | | Smith Island | 600 | 96 | Forest Protected Island (Dept. of E&F) | 0.005 | 0.03 | 0.015 | 0.005 | 0.03 | 0.015 | 0 | 0 | 0 | |
| 12 | | Strait Island | 39 | 12 | 0.0003 | 0.01 | 0.001 | 0.0003 | 0.01 | 0.001 | 0 | 0 | 0 | | |

| Sl No. | District | Name of the Inhabited Islands | Population | Households | Controlling Department | Sewage Generation* | | | Sewage Treatment (Existing system)* | | | Sewage Treatment Gap* | | | Action plan to address Gap |
|--------|----------|------------------------------------|------------|--|---|--------------------|------------------|------------------------|-------------------------------------|------------------|---------------------|-----------------------|------------------|-----------------|----------------------------|
| | | | | having septic tanks connection with soak pit | | Black water (MLD) | Grey water (MLD) | Total Generation (MLD) | Black water (MLD) | Grey water (MLD) | Total Treated (MLD) | Black water (MLD) | Grey water (MLD) | Total Gap (MLD) | |
| 13 | | East Island | 16 | 4 | Police+Forest Protected Island | 0.0001 | 0.0007 | 0.0004 | 0.0001 | 0.0007 | 0.0004 | 0 | 0 | 0 | |
| 14 | | Narcondam Island | 16 | 4 | Police+Forest Protected Island | 0.0001 | 0.0003 | 0.0004 | 0.0001 | 0.0003 | 0.0004 | 0 | 0 | 0 | |
| 15 | | Interview Island | 15 | 3 | Police+Forest Protected Island | 0.0001 | 0.0003 | 0.0004 | 0.0001 | 0.0003 | 0.0004 | 0 | 0 | 0 | |
| 16 | | Land Fall Island | 6 | 2 | Police+Forest Protected Island | 0.00005 | 0.0003 | 0.00015 | 0.00005 | 0.0003 | 0.00015 | 0 | 0 | 0 | |
| 17 | | North Passage Island | 3 | 1 | Forest Protected Island (Dept. of E&F) | 0.00002 | 0.0001 | 0.00007 | 0.00002 | 0.0001 | 0.00007 | 0 | 0 | 0 | |
| 18 | | Curlew Island | 2 | 1 | | 0.00002 | 0.00005 | 0.00005 | 0.00002 | 0.00005 | 0.00005 | 0 | 0 | 0 | |
| 19 | | Stewart Island | 2 | 1 | | 0.00002 | 0.00004 | 0.00005 | 0.00002 | 0.00004 | 0.00005 | 0 | 0 | 0 | |
| 20 | | Aves Island | 2 | 1 | Revenue Department | 0.00002 | 0.00004 | 0.00005 | 0.00002 | 0.00004 | 0.00005 | 0 | 0 | 0 | |
| 21 (a) | Nicobars | Great Nicobar Island (Campbel bay) | 8069 | 2180 | Rural Area (RD&P) | 0.6 | 0.43 | 1.03 | 0.6 | 0.43 | 1.03 | 0 | 0 | 0 | |
| 21 (b) | | Great Nicobar Island (Campbel bay) | | 139 | Tribal Area (TD)/ (Tribal Council) and DC (Nicobar) | 0.005 | 0.013 | 0.018 | 0.005 | 0.013 | 0.018 | 0 | 0 | 0 | |
| 22 | | Car Nicobar Island | 17841 | 3874 | | 0.15 | 0.35 | 0.5 | 0.15 | 0.35 | 0.5 | 0 | 0 | 0 | |
| 23 | | Kamorta Island | 3688 | 912 | | 0.035 | 0.08 | 0.12 | 0.035 | 0.08 | 0.12 | 0 | 0 | 0 | |
| 24 | | Katchal Island | 2685 | 654 | | 0.03 | 0.06 | 0.085 | 0.03 | 0.06 | 0.085 | 0 | 0 | 0 | |
| 25 | | Teressa Island | 1934 | 482 | | 0.02 | 0.04 | 0.062 | 0.02 | 0.04 | 0.062 | 0 | 0 | 0 | |
| 26 | | Chowra Island | 1270 | 298 | | 0.012 | 0.03 | 0.039 | 0.012 | 0.03 | 0.039 | 0 | 0 | 0 | |
| 27 | | Nancowry Island | 1019 | 241 | | 0.009 | 0.02 | 0.03 | 0.009 | 0.02 | 0.03 | 0 | 0 | 0 | |
| 28 | | Little Nicobar Island | 278 | 64 | | 0.002 | 0.006 | 0.008 | 0.002 | 0.006 | 0.008 | 0 | 0 | 0 | |
| 29 | | Tillang Chong Island | 38 | 9 | Police+Forest Protected Island | 0.0003 | 0.0008 | 0.001 | 0.0003 | 0.0008 | 0.001 | 0 | 0 | 0 | |
| 30 | | Pulomilo Island | 20 | 5 | Tribal Area (TD)/ (Tribal Council) and DC (Nicobar) | 0.0002 | 0.0004 | 0.0006 | 0.0002 | 0.0004 | 0.0006 | 0 | 0 | 0 | |
| | | Total | | | | 12.672 | 21.498 | 34.14 | 12.672 | 7.981 | 20.623 | 0 | 13.517 | 13.517 | |

Table Status of Solid Waste Management Practices including Collection, Segregation, Processing and Transportation in Inhabited Islands of A&N Islands

| SI No. | District | Name of the Inhabited Islands | Population | Controlling Department | No. of Households | Household Collection Method (Daily/ Weekly/ Any others), % | Segregation (Y/N) | Processing/ Sent to MRF/ DRC/ Clusters | Method & Quantity Transport (Details, TPD) |
|--------|----------------------|-------------------------------|-------------------------|--|-------------------|---|---|---|---|
| 1 (a) | South Andaman | South Andaman Island (Urban) | 108058 | Sri Vijaya Puram Municipal Council (SVPMC) | 46,456 | Daily, Door to door collection, 100% | 02-stream segregation (wet & dry with separate collection of hazardous & sanitary waste) at the household level, followed by further segregation at MRF/DRC facilities. | Organic waste in-house processed, Dry & other waste sent to DRC | Through authorized vendors, DRCs are operated for baling and transporting waste to authorized recycling facilities on the mainland. |
| 1 (b) | | South Andaman Island (Rural) | 101539 | Rural Area (RD&P) | 26,932 | Daily, Door to door collection, 100% | Yes, Waste other than wet wastes are collected | Dry & other waste sent to SWM Clusters | Authorized vendors are engaged for collection from SWM clusters and transportation to authorized recycling facilities on the mainland. |
| 2 | | Little Andaman Islands | 18823 | Rural Area (RD&P) | 5,093 | | | | |
| 3 | | Swaraj Dweep(HL) Island | 6315 | Rural Area (RD&P) | 735 | | | | |
| 4 | | Shaheed Dweep(Neil) Island | 3040 | Rural Area (RD&P) | 1,641 | | | | |
| 5 | | Rutland Island | 347 | Forest Protected Island | 102 | Waste is collected and deposited at outposts daily as per SOP, achieving 100% compliance. | Yes, Waste other than wet wastes are collected | Dry waste channelised to nearest shared SWM Cluster | Responsibilities of individuals have been defined under SOPs/special orders to segregate dry waste and transport it to designated Forest/Police outposts for onward transfer to the nearest shared SWM cluster. |
| 6 | Flat Bay Island | 5 | Forest Protected Island | 3 | | | | | |
| 7 | N&M Andaman | Middle Andaman Island | 55637 | Rural Area (RD&P) | 13,823 | Daily, Door to door collection, 100% | Yes, Waste other than wet wastes are collected | Dry & other waste sent to SWM Clusters | Authorized vendors are engaged for collection from SWM clusters and transportation to authorized recycling facilities on the mainland. |
| 8 | | North Andaman Island | 42541 | Rural Area (RD&P) | 10,533 | | | | |
| 9 | | Baratang Island | 5686 | Rural Area (RD&P) | 1,328 | | | | |
| 10 | | Long Island | 1032 | Rural Area (RD&P) | 325 | | | | |
| 11 | | Smith Island | 600 | Forest Protected Island | 96 | Waste is collected and deposited at outposts daily as per SOP, achieving 100% compliance. | Yes, Waste other than wet wastes are collected | Dry waste channelised to nearest shared SWM Cluster | Responsibilities of individuals have been defined under SOPs/special orders to segregate dry waste and transport it to designated Forest/Police outposts for onward transfer to the nearest shared SWM cluster. |
| 12 | | Strait Island | 39 | Forest Protected Island | 12 | | | | |
| 13 | | East Island | 16 | Police+Forest Protected Island | 4 | | | | |
| 14 | | Narcondam Island | 16 | Police+Forest Protected Island | 4 | | | | |
| 15 | | Interview Island | 15 | Police+Forest Protected Island | 3 | | | | |
| 16 | | Land Fall Island | 6 | Police+Forest Protected Island | 2 | | | | |
| 17 | North Passage Island | 3 | Forest Protected Island | 1 | 1 | 1 | | | |
| 18 | Curlew Island | 2 | Forest Protected Island | 1 | | | | | |

| SI No. | District | Name of the Inhabited Islands | Population | Controlling Department | No. of Households | Household Collection Method (Daily/ Weekly/ Any others), % | Segregation (Y/N) | Processing/ Sent to MRF/ DRC/ Clusters | Method & Quantity Transport (Details, TPD) | | | | |
|--------|----------|-------------------------------|------------|--------------------------------|-------------------|--|---|--|--|---|---|---|---|
| 19 | | Stewart Island | 2 | Forest Protected Island | 1 | | | | | | | | |
| 20 | | Aves Island | 2 | Forest Protected Island | 1 | | | | | | | | |
| 21 | Nicobars | Car Nicobar Island | 17841 | Tribal Area (TD) | 3874 | Daily, Door to door collection, 100% | Yes, Waste other than wet wastes are collected | Dry waste channelised to nearest SWM Cluster | Authorized vendors are engaged for collection from SWM clusters and transportation to authorized recycling facilities on the mainland. | | | | |
| 22 | | Great Nicobar Island | 8069 | Tribal & Rural / (RD&P) | 2041 | | | | | | | | |
| 23 | | Kamorta Island | 3688 | Tribal Area (TD) | 912 | | | | | | | | |
| 24 | | Katchal Island | 2685 | Tribal Area (TD) | 654 | | | | | | | | |
| 25 | | Teressa Island | 1934 | Tribal Area (TD) | 482 | | | | | | | | |
| 26 | | Choura Island | 1270 | Tribal Area (TD) | 298 | | | | | | | | |
| 27 | | Nancowry Island | 1019 | Tribal Area (TD) | 241 | | | | | | | | |
| 28 | | Little Nicobar Island | 278 | Tribal Area (TD) | 64 | | | | | | | | |
| 29 | | Tillang Chong Island | 38 | Police+Forest Protected Island | 9 | | | | | Waste is collected and deposited at outposts daily as per SOP, achieving 100% compliance. | Yes, Waste other than wet wastes are collected | Dry waste channelised to nearest shared SWM Cluster | Responsibilities of individuals have been defined under SOPs/special orders to segregate dry waste and transport it to designated Forest/Police outposts for onward transfer to the nearest shared SWM cluster. |
| 30 | | Pulomilo Island | 20 | Tribal Area (TD) | 5 | | | | | Daily, Door to door collection, 100% | | | |

Table Status of Solid Waste Processing Infrastructure and Baling Units in Inhabited Islands of A&N Islands

| District | Name of the Inhabited Islands | Population | Controlling Department | Existing treatment/ Processing units | No. of baling facilities | No of Operational baling units | No of baling units non-functional | Action Taken status | Timeline |
|---------------|-------------------------------|------------|--|--------------------------------------|--------------------------|--------------------------------|-----------------------------------|---|-------------|
| South Andaman | South Andaman Island (Urban) | 108058 | Sri Vijaya Puram Municipal Council (SVPMC) | 18 MRFs for Dry Waste Management | 14 | 14 | 0 | All functional | - |
| | South Andaman Island (Rural) | 101539 | Rural Area (RD&P) | 06 SWM Clusters | 6 | 4 | 2 | Rectification initiated, under process. | April, 2026 |
| | Little Andaman Islands | 18823 | Rural Area (RD&P) | 02 SWM Clusters | 2 | 1 | 1 | | |
| | Swaraj Dweep(HL) Island | 6315 | Rural Area (RD&P) | 01 SWM Clusters | 1 | 0 | 1 | Additional 01 machine will be installed | April, 2026 |
| | Shaheed Dweep(Neil) Island | 3040 | Rural Area (RD&P) | 01 SWM Clusters | 1 | 1 | 0 | All functional | |
| | Rutland Island | 347 | Forest Protected Island | Shared Cluster | - | - | - | - | - |
| | Flat Bay Island | 5 | Forest Protected Island | Shared Cluster | - | - | - | - | - |
| N&M Andaman | Middle Andaman Island | 55637 | Rural Area (RD&P) | 05 SWM Clusters | 5 | 5 | 0 | All functional | - |
| | North Andaman Island | 42541 | Rural Area (RD&P) | 05 SWM Clusters | 8 | 8 | 0 | All functional | - |
| | Baratang Island | 5686 | Rural Area (RD&P) | 01 SWM Clusters | 1 | 1 | 0 | All functional | - |
| | Long Island | 1032 | Rural Area (RD&P) | 01 SWM Clusters | 1 | 1 | 0 | All functional | - |
| | Smith Island | 600 | Forest Protected Island | Shared Cluster | - | - | - | - | - |
| | Strait Island | 39 | Forest Protected Island | Shared Cluster | - | - | - | - | - |
| | East Island | 16 | Police+Forest Protected Island | Shared Cluster | - | - | - | - | - |
| | Narcondam Island | 16 | Police+Forest Protected Island | Shared Cluster | - | - | - | - | - |
| | Interview Island | 15 | Police+Forest Protected Island | Shared Cluster | - | - | - | - | - |
| | Land Fall Island | 6 | Police+Forest Protected Island | Shared Cluster | - | - | - | - | - |
| | North Passage Island | 3 | Forest Protected Island | Shared Cluster | - | - | - | - | - |
| | Curlew Island | 2 | Forest Protected Island | Shared Cluster | - | - | - | - | - |
| | Stewart Island | 2 | Forest Protected Island | Shared Cluster | - | - | - | - | - |
| | Aves Island | 2 | Forest Protected Island | Shared Cluster | - | - | - | - | - |
| Nicobars | Car Nicobar Island | 17841 | Tribal Area (TD) | 01 Cluster | 1 | 1 | 0 | - | - |
| | Great Nicobar Island (CBB) | 8069 | Tribal & Rural / (RD&P) | 01 Cluster | 1 | 1 | 0 | - | - |
| | Kamorta Island | 3688 | Tribal Area (TD) | 01 Cluster | 1 | 1 | 0 | - | - |
| | Katchal Island | 2685 | Tribal Area (TD) | Shared Cluster | - | - | - | - | - |
| | Teressa Island | 1934 | Tribal Area (TD) | Shared Cluster | - | - | - | - | - |
| | Choura Island | 1270 | Tribal Area (TD) | Shared Cluster | - | - | - | - | - |
| | Nancowry Island | 1019 | Tribal Area (TD) | Shared Cluster | - | - | - | - | - |
| | Little Nicobar Island | 278 | Tribal Area (TD) | Shared Cluster | - | - | - | - | - |
| | Tillang Chong Island | 38 | Police+Forest Protected Island | Shared Cluster | - | - | - | - | - |
| | Pulomilo Island | 20 | Tribal Area (TD) | Shared Cluster | - | - | - | - | - |
| | Total | | | | 42 | 38 | 4 | | |

Table Details of SVPMC Drains with their final confluence/ outfall/ termination point

| Drain Code | Drain Name | Peak Flow (MLD) | Lean Flow (MLD) | Avg. Daily Flow (MLD) | Final Termination |
|------------|--|-----------------|-----------------|-----------------------|--|
| T1-1 | Haddo Jetty Road Drain | 0.991 | 0.455 | 0.517 | Coastal outfall (Haddo waterfront) |
| T1-2 | Seashore Road Drain | 1.445 | 1.382 | 1.113 | Sea outfall |
| T1-5 | LIC Office Frontside Drain | 6.432 | 4.512 | 4.132 | Coastal/harbour edge |
| T1-8 | Dignabad Drain | 0.249 | 0.132 | 0.139 | Coastal discharge |
| T1-9 | Kalyan Mandapam Drain | 1.616 | 1.513 | 1.228 | Creek/coastal outfall |
| T1-13 | Burning Ghat Drain | 1.1 | 0.904 | 0.774 | Sea outfall |
| T3-12 | Telugu Basti Drain | 1.331 | 0.968 | 0.872 | Coastal discharge |
| T2-3 | Kali Mandir Drain | 0.225 | 0.164 | 0.148 | Local drain → coastal outfall |
| T2-4 | Dry Drain | - | - | - | No discharge (dry) |
| T2-13 | Garcharama School Drain | 1.106 | 0.985 | 0.816 | Creek/outfall |
| T2-8 | Hollow Block via Karan Trading Drain | 2.808 | 1.745 | 1.692 | Coastal discharge |
| T2-9 | Jail Complex Pathrapur Drain | 0.855 | 0.51 | 0.505 | Low-lying coastal zone |
| T2-11 | Co-operative Colony to Mahindra Showroom Drain | 0.864 | 0.726 | 0.615 | Sea outfall |
| T3-1 | Corbyn's Cove Drain | 9.176 | 6.034 | 5.694 | Direct coastal discharge (Corbyn's Cove) |
| T3-2 | Junglighthat Road / Vijay Baugh Drain | 2.497 | 1.046 | 1.251 | Coastal outfall |
| T3-6 | RK Mission Drain | 1.935 | 0.985 | 1.057 | Sea/creek interface |
| T3-8 | Mazar Pahad Drain | 0.89 | 0.467 | 0.493 | Coastal discharge |
| T3-11 | Uma Bakery Drain | 1.452 | 0.441 | 0.644 | Sea outfall |
| T3-5 | Fisherman Colony Drain | 0.795 | 0.432 | 0.448 | Coastal discharge |